



BARTABLE FS-11 Table User Manual

[Home](#) » [BARTABLE](#) » BARTABLE FS-11 Table User Manual 

Contents

- 1 BARTABLE FS-11 Table
- 2 Before You Start
- 3 Care and Maintenance
- 4 TOOL REQUIRED
- 5 INSTRUCTION
- 6 Documents / Resources
 - 6.1 References
- 7 Related Posts

bartable

BARTABLE FS-11 Table



THIS INSTRUCTION BOOKLET CONTAINS IMPORTANT SAFETY INFORMATION. PLEASE READ AND KEEP FOR FUTURE REFERENCE. Please give us a chance to make it right and do better FLOOR AREA 1MX1M Contact our friendly customer service department for help first. Replacements for missing or damaged parts will be shipped ASAP!

Contact Us!

Do NOT return this item. Contact our friendly customer service department for help first.

Before You Start

- Read each step carefully before starting. It is very important to ensure each step is followed in the correct order, otherwise, assembly difficulties may occur.
- Most of the board parts are labeled or stamped on the raw edges. Have a check to make sure all parts are included.
- Work in a spacious area, preferably on a carpet close to where the unit will be used.

- Keep the hand tools close at hand. Do not use power tools to assemble your furniture. They may scratch or damage the parts.


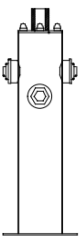




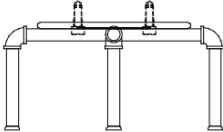



Care and Maintenance

Use a soft, clean cloth that will not scratch the surface when dusting. The use of furniture polish is not necessary. Should you choose to use polish, test first in an inconspicuous area. Using solvents of any kind on your furniture may damage the finish. Never use water to clean your furniture as it may cause damage to the finish. Liquid spills should be removed immediately. Using a soft clean cloth, blot the spill gently. Avoid rubbing. Check bolts/screws periodically and tighten them if necessary.

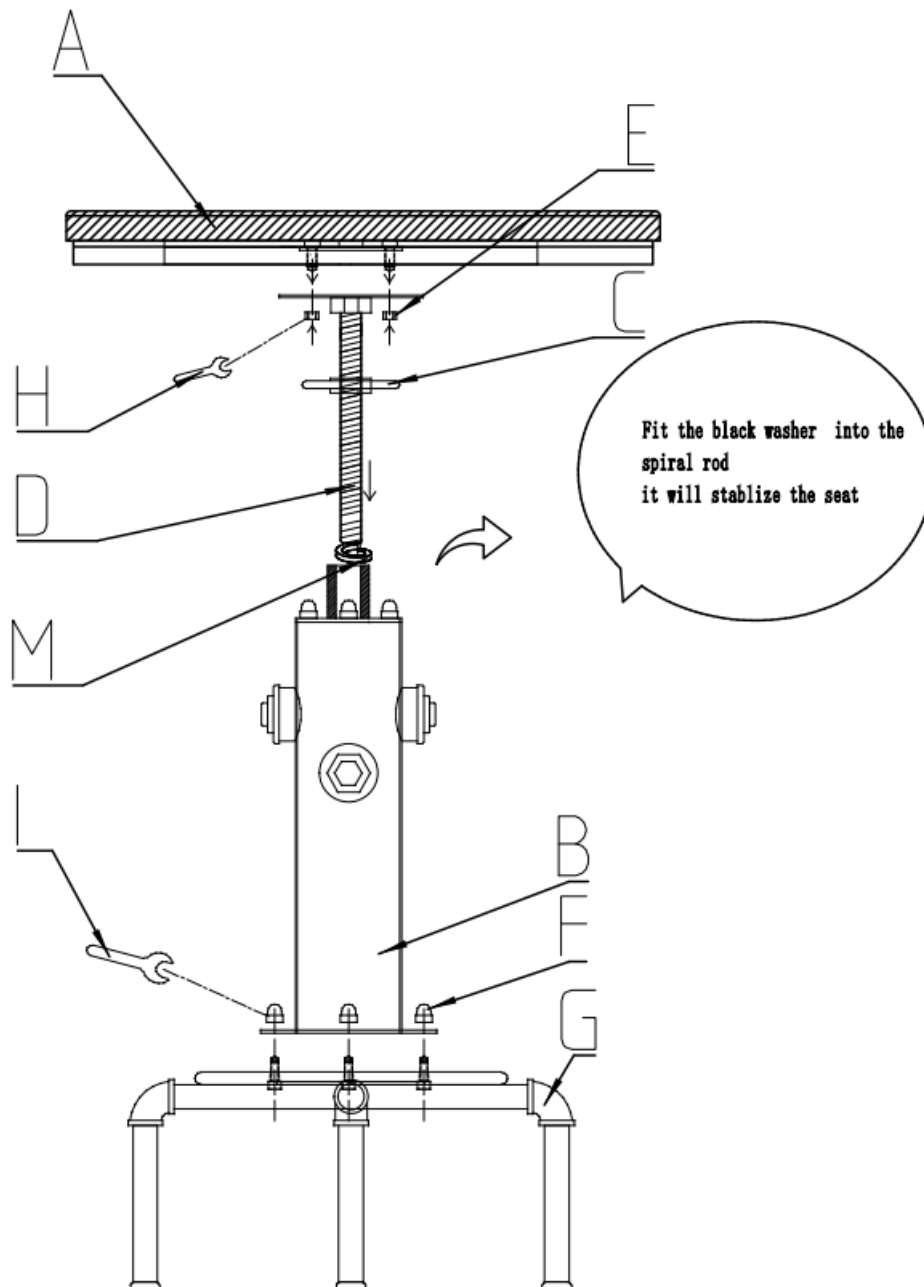
Further adviceaboutwoodfurniturecare

It is best to keep your furniture in a climate-controlled environment. Extreme temperature and humidity changes can cause fading, warp- ing, shrinking and splitting of wood. It is advised to keep furniture away from direct sunlight as the sun may damage the finish. Proper care and cleaning at home will extend the life of your purchase Following these important and helpful tips will enhance your furniture as it ages.


TOOL REQUIRED

A  1PC	B  1PC	C  1PC	D  1PC	E  M8*4PCS	F  M8*4PCS	G  1PC
					H  12mm 1PC	I  14mm 1PC
M  M27 1PCS						

INSTRUCTION



Documents / Resources

 <p>USER'S MANUAL</p> <p>BARTABLE FS-11</p> <p>Read this manual carefully before using the product. It contains important information about the product and its use. Please read it carefully and keep it for future reference. The manual is written in English. If you need it in another language, please contact your local distributor. The manual is available in PDF format. Please download it from the website: www.topower.com. The manual is written in English. If you need it in another language, please contact your local distributor. The manual is available in PDF format. Please download it from the website: www.topower.com.</p> <p>TOPOWER</p> <p>www.topower.com</p>	<p>BARTABLE FS-11 Table [pdf] User Manual</p> <p>FS-11 Table, FS-11, Table</p>
---	---

References

- [BARTABLE FS-11 Table](#)