



Barrette 10" Gate Spring Installation Guide

[Home](#) » [Barrette](#) » Barrette 10" Gate Spring Installation Guide 



10" GATE SPRING
Installation Instructions
WEB REV 5.21



Read all instructions prior to installing the product.
Refer to manufacturers' safety instructions when operating any tools.
To register your product, please visit: barretteoutdoorliving.com



WARNING:

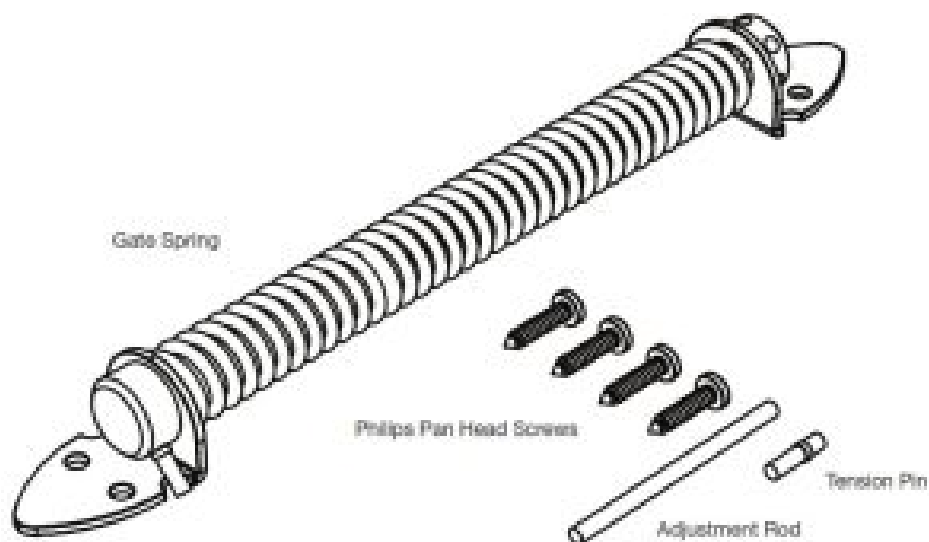
- Improper installation of this product can result in personal injury. Always wear safety goggles when cutting, drilling, and assembling the product.
- Incorrect installation may cause harm to the gate or individual.

NOTICE:

- DO NOT attempt to assemble the kit if parts are missing or damaged.
- DO NOT return the product to the store, for assistance or replacement parts call: 1-877-265-2220.

Component list:

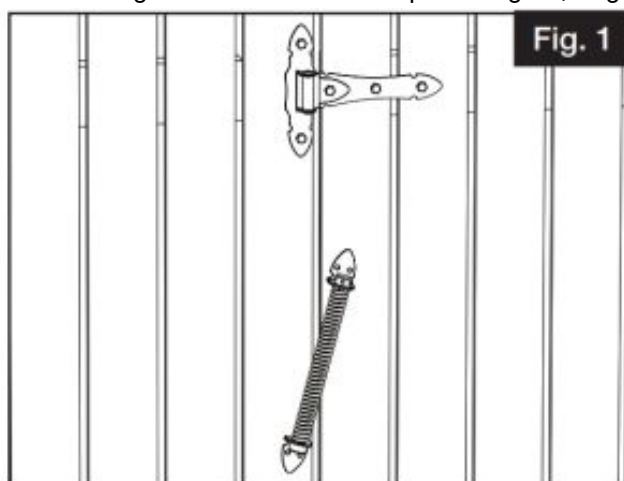
QTY	Description
1	Gate Spring
2	Tension Pin
3	Adjustment Rod
4	Philips Pan Head Screws



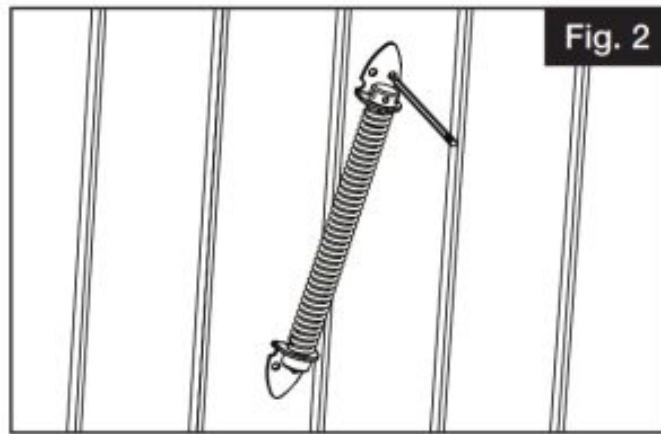
To obtain and review a copy of the warranty please visit barretteoutdoorliving.com.
 You may also contact us at 1-877-265-2220 or email Cs.outdoorliving@ebarrette.com

1. Mark Location:

- a. Position spring with moveable mounting bracket toward the top of the gate, angled to the right (Fig 1).

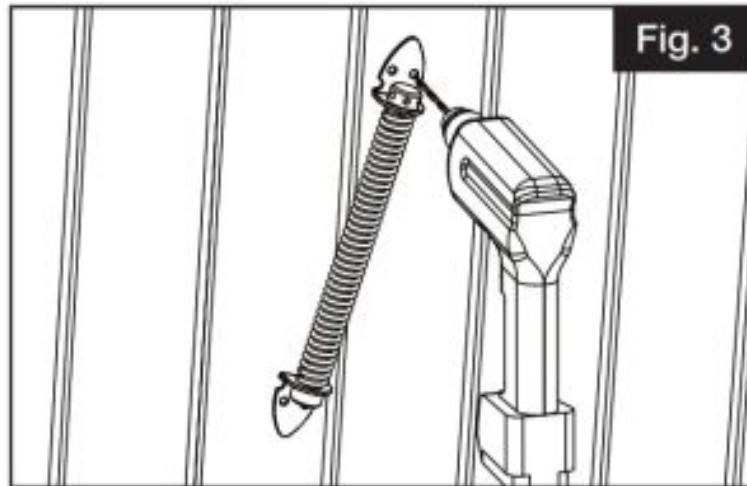


- b. Mark screw locations on post and gate (Fig 2).

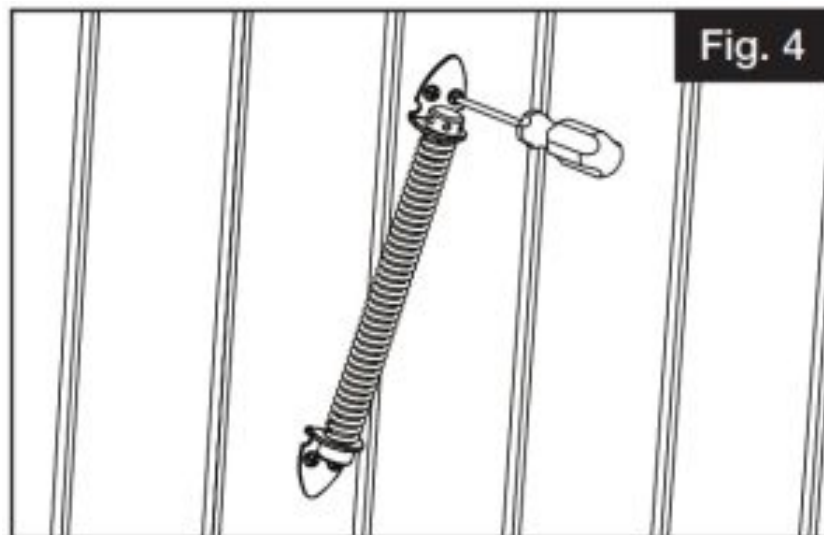


2. Installation:

- a. Drill a 9/64" pilot hole through post and gate (Fig. 3).



- b. Fasten spring with provided screws (Fig. 4).



- c. To increase tension, close the gate and use provided adjustment rod to turn the tensioned barrel a maximum of 3 increments. Holding the rod in place, insert the tension pin in the open slot closest to the post on the side opposite of the gate (Fig. 5).

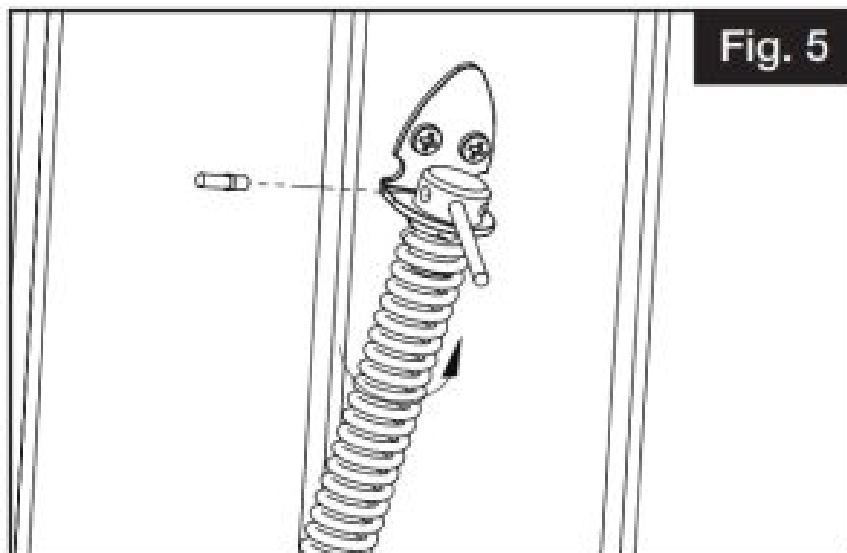


Fig. 5

d. Allow the tensioned barrel to return back towards the post, which will have the tension pin resting up against the fence locking it in place (Fig. 6).

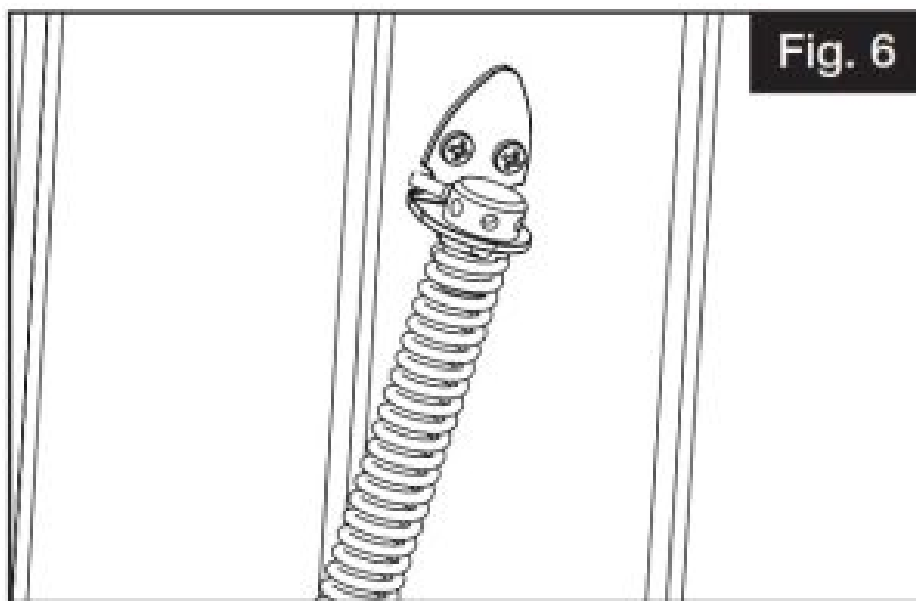


Fig. 6



Barrette Outdoor Living
545 Tilton Rd, Egg Harbor City, NJ. 08215
barretteoutdoorliving.com • (877) 265-2220

REV 5.21

Contents

- [1 Documents / Resources](#)
- [2 Related Posts](#)

Documents / Resources

	<p><u>Barrette 10" Gate Spring</u> [pdf] Installation Guide</p> <p>Barrette, 10, Gate Spring</p>
--	---

Manuals+