



BARCO C3010S ClickShare Wireless Presentation Solution User Manual

[Home](#) » [BARCO](#) » BARCO C3010S ClickShare Wireless Presentation Solution User Manual 



C3010S ClickShare Wireless Presentation Solution User Manual

Contents

- 1 Safety**
 - 1.1 General safety
 - 1.2 Compliance FCC
 - 1.3 International Type Approval
 - 1.4 Battery Information
- 2 Documents / Resources**
 - 2.1 References
- 3 Related Posts**

Safety

About this chapter

Read this chapter attentively, it contains important information to prevent personal injury while using ClickShare. It also includes several cautions to prevent damage to the ClickShare product. Ensure that you understand and follow all safety guidelines, safety instructions, and warnings in this chapter before using your ClickShare.

Clarification of the term “C3010S” used in this document

When referring in this document to the term “C3010S” means that the content is applicable for the following Barco products:

- CX-20
- CX-30

Regional version	Contains	Accessories included
R9861612xxB11	<ul style="list-style-type: none">• R9861611• 1 x R9861600D01C 2	<ul style="list-style-type: none">• DC adapter with AC clips type A, C, G, I• Printed safety manual• Wall mount
R9861613xxB2 1 R9861600D01C 2	<ul style="list-style-type: none">• R9861611• 2 x R9861600D01C 21 x R9861600D01C 2	<ul style="list-style-type: none">• DC adapter with AC clips type A, C, G, I• Printed safety manual• Wall mount

Contact your local sales representative for the correct regional variant necessary in your environment.

General safety

Safety warnings

The installation of the device must comply with the guidelines in the ClickShare Installation Guide.

- Installation must be performed by qualified personnel only and must conform to all local codes.
- External power connections must be properly insulated.
- Do not connect directly to mains power for any reason.
- To prevent injuries and physical damage, always read this manual and all labels on the system before connecting to the wall outlet.
- The ClickShare product is intended to be used in office and indoor environments only.
- Only use the power adapter supplied with your device. While appearing to be similar, other power adapters have not been safety tested at the factory and may not be used to power the device. For a replacement power adapter, contact your dealer.
- This product is intended to be supplied by a UL Listed Power Unit marked “Class 2” or “LPS” or “Limited Power Source” input 100-240V, 50/60Hz 0.7A and with output rated 12 VDC 2A.
- Do not allow anything to rest on the power cord. Do not locate this product where persons will walk on the cord. To disconnect the cord, pull it out by the plug. Never pull the cord itself.
- If an extension cord is used with this product, make sure that the total of the Ampere ratings on the products plugged into the extension cord does not exceed the extension cord Ampere rating.
- Never spill liquid of any kind on the product. Should any liquid or solid object fall into the cabinet, unplug the set and have it checked by qualified service personnel before resuming operations.
- Lightning – For added protection for this product during a lightning storm, or when it is left unattended and unused for long periods of time, unplug it from the wall outlet. This will prevent damage to the device due to lightning and AC power-line surges.
- Only use attachments/accessories specified by the manufacturer.

Environment

Do not place this equipment on an unstable cart, stand, or table. The product may fall, causing serious damage to it.

Risk of electric shock

Do not open. To reduce the risk of electric shock, do not remove the cover of the unit or of the power supply unit. No user-serviceable parts inside. Refer all servicing to qualified service personnel.

Unplug this product from the wall outlet and refer servicing to qualified service personnel under the following conditions:

- When the power cord or plug is damaged or frayed.
- If liquid has been spilled into the equipment.
- If the product has been exposed to rain or water.

If the product does not operate normally when the operating instructions are followed. Adjust only those controls that are covered by the operating instructions since improper adjustment of the other controls may result in damage and will often require extensive work by a qualified technician to restore the product to normal operation.

- If the product has been dropped or the cabinet has been damaged.
- If the product exhibits a distinct change in performance, indicating a need for service.
- Replacement parts: When replacement parts are required, be sure the service technician has used original

Barco replacement parts or authorized replacement parts that have the same characteristics as the Barco original part. Unauthorized substitutions may result in degraded performance and reliability, fire, electric shock, or other hazards. Unauthorized substitutions may void the warranty.

- Safety check: Upon completion of any service or repairs to this device, ask the service technician to perform safety checks to determine that the product is in proper operating condition.

Heat and Fire Hazard

Warning – the risk of fire: do not place flammable or combustible materials near the device!

Barco products are designed and manufactured to meet the most stringent safety regulations.

This device radiates heat on its external surfaces during normal operation, which is both normal and safe.

Exposing flammable or combustible materials into close proximity of this device could result in the spontaneous ignition of that material, resulting in a fire. For this reason, it is absolutely necessary to leave an “exclusion zone” around all external surfaces of the device where no flammable or combustible materials are present. The exclusion zone must be not less than 40 cm (16”) for all Barco devices. Do not cover the device with any material while it is in operation.

Mount the device in a well-ventilated area away from sources of ignition and out of direct sunlight.

Slots and openings in this equipment are provided for ventilation. To ensure the reliable operation of the device and to protect it from overheating, these openings must not be blocked or covered. The openings should never be blocked by placing the device too close to walls, or another similar surface. This device should never be placed near or over a radiator or heat register. This device should not be placed in a built-in installation or enclosure unless proper ventilation is provided.

In the event of a fire, use sand, CO₂, or dry powder fire extinguishers; never use water on an electrical fire.

Fusing: Internal fuse for the Line is provided in the power supply. A blown internal fuse is an indication of catastrophic failure of circuit component(s). Repair must be performed by authorized personnel. Fuses must be replaced with the same type and ratings.

Environmental Condition Check

Environment condition check

For installations in environments where the device is subject to excessive dust, then it is highly advisable and desirable to have this dust removed prior to it reaching the device's clean air supply. Devices or structures to extract or shield excessive dust well away from the device are a prerequisite; if this is not a feasible solution then measures to relocate the device to a clean air environment should be considered.

It is the client's responsibility to ensure at all times that the device is protected from the harmful effects of hostile airborne particles in the environment of the device. The manufacturer reserves the right to refuse repair if a device

has been subject to negligence, abandonment, or improper use.

Ambient temperature conditions

Max. ambient temperature: +40°C or 104°F at sea level, +35°C or 95°F at 3000m

Min. ambient temperature: 0°C or 32°F

Storage temperature: -10°C to +60°C (14°F to 140°F)

Humidity Conditions

Storage: 0 to 90% relative humidity, non-condensing

Operation: 0 to 85% relative humidity, non-condensing

Environment



The ClickShare product is intended to be used in office and indoor environments only.

Do not install the device in a site near heat sources such as radiators or air ducts, or in a place subject to direct sunlight, excessive dust, or humidity. Be aware that room heat rises to the ceiling; check that temperature near the installation site is not excessive.

Maximum allowed altitude to use the product: 3000m (9843Ft). Due to China regulation, the maximum altitude is limited to 2000 meters (6561 feet) on China's mainland.

Compliance FCC

Federal Communication Commission Interference Statement

You are cautioned that changes or modifications not expressly approved by the part responsible for compliance could void the user's authority to operate the equipment.

This equipment has been tested and found to comply with the limits for a Class B digital device, pursuant to Part 15 of the FCC rules. These limits are designed to provide reasonable protection against harmful interference in a residential installation. This equipment generates, uses and can radiate radio frequency energy and, if not installed and used in accordance with the instructions, may cause harmful interference to radio communications. However, there is no guarantee that interference will not occur in a particular installation.

If this equipment does cause harmful interference to radio or television reception, which can be determined by turning the equipment off and on, the user is encouraged to try to correct the interference by one or more of the following measures:

- Reorient or relocate the receiving antenna.
- Increase the separation between the equipment and receiver.
- Connect the equipment into an outlet on a circuit different from that to which the receiver is connected.
- Consult the dealer or an experienced radio/TV technician for help.

You may also find helpful the following booklet, prepared by the FCC: "How to Identify and Resolve Radio-TV Interference Problems." This booklet is available from the U.S. Government Printing Office, Washington D.C. 20402.

Changes and Modifications not expressly approved by the manufacturer or registrant of this equipment can void your authority to operate this equipment under Federal Communications Commissions rules.

In order to maintain compliance with FCC regulations shielded cables must be used with this equipment.

Operation with non-approved equipment or unshielded cables is likely to result in interference to radio & television reception.

This device complies with Part 15 of the FCC Rules. Operation is subject to two conditions: (1) this device may not cause harmful interference, and (2) this device must accept any interference received, including interference that may cause undesired operation.

FCC RF Radiation Exposure Statement: This device is capable of operating in 802.11a mode. For 802.11a devices operating in the frequency range of 5.15 – 5.25 GHz, they are restricted from indoor operations to reduce any potential harmful interference for Mobile Satellite Services (MSS) in the US. WIFI Access Points that are capable of allowing your device to operate in 802.11a mode (5.15 – 5.25 GHz band) are optimized for indoor use only. If your WIFI network is capable of operating in this mode, please restrict your WIFI use indoors to not violate federal regulations to protect Mobile Satellite Services.

1. This Transmitter must not be co-located or operating in conjunction with any other antenna or transmitter.
2. This equipment complies with RF radiation exposure limits set forth for an uncontrolled environment.

This equipment should be installed and operated with a minimum distance of 20 cm between the radiator and your body.

Base Unit Contains FCC ID: PPQ-WCBN814A

Buttons FCC ID (model R9861600D01C): 2AAED-R9861600D01

Buttons FCC ID (model CSBTN004): 2AAED-CSBTN004

ClickShare Buttons 2AAED-R9861600D01 has been tested and meets the FCC RF exposure guidelines. The maximum SAR value reported is 1.19 W/kg.

ClickShare Buttons 2AAED-CSBTN004 has been tested and meets the FCC RF exposure guidelines. The maximum SAR value reported is 0.47 W/kg.

ClickShare Buttons 2AAED-R9861600D01 or 2AAED-CSBTN004 should be installed and operated with a minimum distance of 5 mm between the radiator and your body.

FCC responsible: Barco Inc., 3059 Premiere Parkway Suite 400, 30097 Duluth GA, United States, Tel: +1 678 475 8000

For country-code selection usage (WLAN devices) :

Note: The country code selection is for non-US models only and is not available to all US models. Per FCC regulation, all WiFi products marketed in the US must be fixed to US operation channels only.

International Safety Standards

Standards overview

This equipment is built in accordance with the requirements of the international safety standards IEC62368-1, EN62368-1, UL62368-1, and CAN/CSA C22.2 No.62368-1, which are the safety standards of information technology equipment including electrical business equipment. These safety standards impose important requirements on the use of safety-critical components, materials, and insulation, in order to protect the user or operator against the risk of electric shock and energy hazards and having access to live parts. Safety standards also impose limits on internal and external temperature rises, radiation levels, mechanical stability and strength, enclosure construction, and protection against the risk of fire. Simulated single fault condition testing ensures the safety of the equipment to the user even when the equipment's normal operation fails.

Compliance IC

Canada, Industry Canada (IC) Notices

This device complies with Industry Canada licence-exempt RSS standard (s). Operation is subject to the following two conditions: (1) this device may not cause interference, and (2) this device must accept any interference, including interference that may cause undesired operation of the device.

Radio Frequency (RF) Exposure Information

The radiated output power of the Barco Wireless Device is below the Industry Canada (IC) radio frequency exposure limits. The Barco Wireless Device should be used in such a manner that the potential for human contact during normal operation is minimized.

Caution: Exposure to Radio Frequency Radiation.

1. To comply with the Canadian RF exposure compliance requirements, this device and its antenna must not be co-located or operating in conjunction with any other antenna or transmitter.
2. To comply with RSS 102 RF exposure compliance requirements, a separation distance of at least 20 cm must be maintained between the antenna of this device and all persons.

Base Unit Contains IC: 4491A-WCBN814A

Buttons IC (model R9861600D01C): 21559-R9861600D01

Buttons IC (model CSBTN004): 21559-CSBTN004

IC Antenna statement

Under Industry Canada regulations, this radio transmitter may only operate using an antenna of a type and maximum (or lesser) gain approved for the transmitter by Industry Canada. To reduce potential radio interference to other users, the antenna type and its gain should be so chosen that the equivalent isotropically radiated power

(e.i.r.p.) is not more than that necessary for successful communication.

This radio transmitter 4491A-WCBN814A has been approved by Industry Canada to operate with the antenna types listed below with the maximum permissible gain and required antenna impedance for each antenna type indicated. Antenna types not included in this list, having a gain greater than the maximum gain indicated for that type, are strictly prohibited for use with this device.

Indoor use only warning

Operation in the band 5150-5250 MHz is only for indoor use to reduce the potential for harmful interference to co-channel mobile satellite systems.

Certification information (SAR)

This device is also designed to meet the requirements for exposure to radio waves established by Industry Canada.

The SAR limit adopted by Canada is 1.6 W/kg averaged over one gram of tissue. The highest SAR value reported to the IC for this device type complies with this limit.

The highest SAR value reported to the IC for this device type when used in portable exposure conditions is 1.15 W/kg.

International Type Approval

KCC certification



R-R-BVY-xxxxx

R-C-BVY-R9861600D01

Russian certificate



Mexican certificate



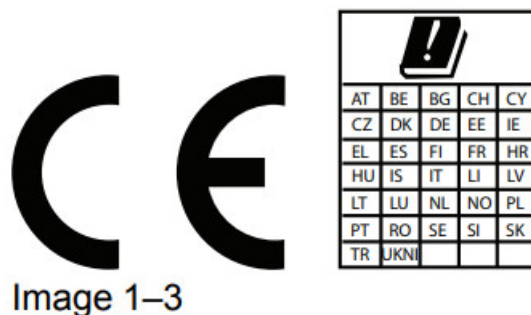
I FEEL ID: RCPBACxxx-xxxx

KCC Statement

KCC Statement

CE Certification

C3010S (R981605EU, R9861611EUB1, R9861612EUB1 and R9861613EUB2) are fit for use in all European Union countries, EFTA and Turkey.



The C3010S is restricted to indoor use only when operating in the 5150 to 5250 Mhz frequency range. Hereby, Barco NV declares that the radio equipment type C3010S is in compliance with Directive 2014/53/ The full text of the EU declaration of conformity is available at the following internet address: www.barco.com/clickshare/ce/CE_R9861611.pdf (Base Unit)

For 2.4 GHz band: <ul style="list-style-type: none"> • 2402 MHz – 2482 MHz • Max EIRP: 20 dBm 	For 5 GHz band: <ul style="list-style-type: none"> • 5150 MHz – 5350 MHz • 5470 MHz – 5725 MHz • Max EIRP: 23 dBm
--	---

www.barco.com/clickshare/ce/CE_R9861600D01C.pdf (Buttons)

The ClickShare Buttons R9861600D01C has been tested and meets the EU RF exposure standards. The maximum SAR value reported is 0.678 W/kg.

For 2.4 GHz band: <ul style="list-style-type: none"> • 2402 MHz – 2482 MHz • Max EIRP: 19.88 dBm 	For 5 GHz band: <ul style="list-style-type: none"> • 5150 MHz – 5350 MHz • 5470 MHz – 5725 MHz • Max EIRP: 20.28 dBm
---	--


www.barco.com/clickshare/ce/CE_CSBTN004.pdf (Buttons)

The ClickShare Buttons CSBTN004 has been tested and meets the EU RF exposure standards. The maximum SAR value reported is 0.164 W/kg.

For 2.4 GHz band: <ul style="list-style-type: none"> • 2402 MHz – 2482 MHz • Max EIRP: xx.xx dBm 	For 5 GHz band: <ul style="list-style-type: none"> • 5150 MHz – 5350 MHz • 5470 MHz – 5725 MHz • Max EIRP: xx.xx dBm
---	--

UK Compliance

C3010S (R981605EU, R9861611EUB1, R9861612EUB1 and R9861613EUB2) is fit for use in the UK.



The C3010S is restricted to indoor use only when operating in the 5150 to 5350 Mhz frequency range.

Hereby, Barco NV declares that the radio equipment type C3010S is in compliance with the Radio Equipment Regulations 2017: Great Britain. The full text of the UK declaration of conformity is available at the following internet address: www.barco.com/clickshare/uk/UKCA_R9861611.pdf (Base Unit)

For 2.4 GHz band: <ul style="list-style-type: none"> • 2402 MHz – 2482 MHz • Max EIRP: 20 dBm 	For 5 GHz band: <ul style="list-style-type: none"> • 5150 MHz – 5350 MHz • 5470 MHz – 5725 MHz • Max EIRP: 23 dBm
--	---

www.barco.com/clickshare/uk/UKCA_R9861600D01C.pdf (Buttons)

For 2.4 GHz band: <ul style="list-style-type: none"> • 2402 MHz – 2482 MHz • Max EIRP: 19.88 dBm 	For 5 GHz band: <ul style="list-style-type: none"> • 5150 MHz – 5350 MHz • 5470 MHz – 5725 MHz • Max EIRP: 20.28 dBm
---	--

www.barco.com/clickshare/uk/UKCA_CSBTN004.pdf (Buttons)

For 2.4 GHz band: <ul style="list-style-type: none"> • 2402 MHz – 2482 MHz • Max EIRP: xx.xx dBm 	For 5 GHz band: <ul style="list-style-type: none"> • 5150 MHz – 5350 MHz • 5470 MHz – 5725 MHz • Max EIRP: xx.xx dBm
---	--

Authorized Representative:	Barco UK Ltd
Address:	Building 329, Doncastle Road Bracknell RG12 8PE, Berkshire, United Kingdom
Importer:	<ul style="list-style-type: none"> • Midwich Limited, Vincennes Road, Diss, Norfolk, IP22 4YT UK • TD Maverick UK, Redwood 2, Crockford Lane, Chineham Business Park Basingstoke RG24 8WQ UK

Battery Information

European Union

Batteries, battery packs, and accumulators should not be disposed of as unsorted household waste. Please use the public collection system to return, recycle, or treat them in compliance with the local regulations. Avoid:

- high or low extreme temperatures that a battery can be subjected to during use, storage or transportation; and low air pressure at high altitude.
- leaving a battery in an extremely high temperature surrounding environment that can result in an explosion or the leakage of flammable liquid or gas.
- a battery subjected to the extremely low air pressure that may result in an explosion or the leakage of flammable liquid or gas.

Taiwan



For better environmental protection, waste batteries should be collected separately for recycling or special disposal.

California, USA





The button cell battery may contain perchlorate material and requires special handling when recycled or disposed of in California.

For further information please visit: <https://www.dtsc.ca.gov/hazardouswaste/perchlorate/>

Documents / Resources

	<p>BARCO C3010S ClickShare Wireless Presentation Solution [pdf] User Manual CSBTN004, 2AAED-CSBTN004, 2AAEDCSBTN004, C3010S ClickShare Wireless Presentatio n Solution, ClickShare Wireless Presentation Solution</p>
---	---

References

-  [Anatel — Agência Nacional de Telecomunicações](#)
-  [Inspired sight and sharing solutions | Barco](#)
-  [Inspired sight and sharing solutions - Barco](#)
-  [Support | Barco](#)
-  [dtsc.ca.gov/hazardouswaste/perchlorate/](https://www.dtsc.ca.gov/hazardouswaste/perchlorate/)