



# BALING WLGate01 Gateway User Manual

[Home](#) » [BALING](#) » BALING WLGate01 Gateway User Manual 

## Contents

- 1 BALING WLGate01 Gateway User Manual
- 2 1. Specifications
- 3 2. Light Status
- 4 3. Pair the Gateway with APP
  - 4.1 3.1 Activate the APP
  - 5 3.2 Press “ ”
  - 6 3.3 Select “Gateway
  - 7 3.4 Select “G2”
  - 8 3.6 Press”+”sign
  - 9 3.7Add Gateway
  - 10 3.8 Select the network and fill in the password
  - 11 3.9 Added completely
    - 11.1 Notice:If times out, Please power off and try it again
  - 12 4. Limited Warranty
  - 13 Read More About This Manual & Download PDF:
  - 14 Documents / Resources
  - 15 Related Posts

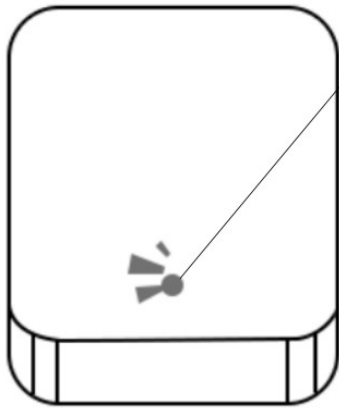
# BALING WLGATE01 Gateway User Manual



## 1. Specifications

Model	WLGate01
Dimensions	70mm*70mm*26mm
Network	WiFi 2.4G
IEEE standard	802.11b/g/n
Power interface	Type-C USB
Power input	DC 5V/500mA

## 2. Light Status



When the gateway is powered on:

Light flashes alternately in red and blue:  
Stand-by mode,ready for pairing


Blue light:Working mode  
Red light:Network failure

### 3. Pair the Gateway with APP

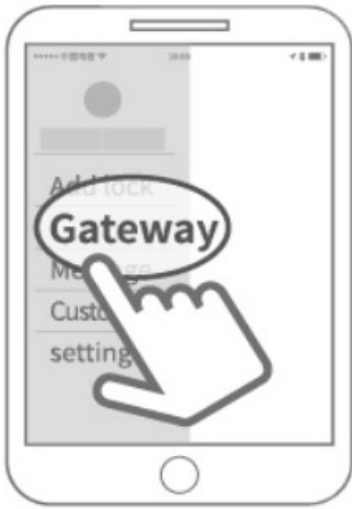
#### 3.1 Activate the APP



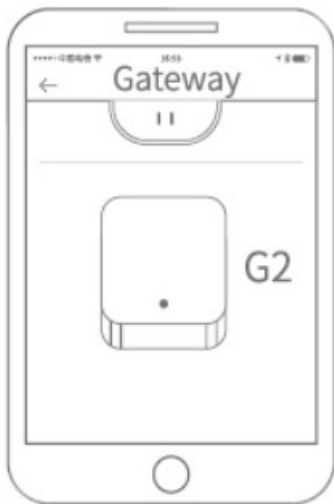
#### 3.2 Press “ ”



#### 3.3 Select “Gateway

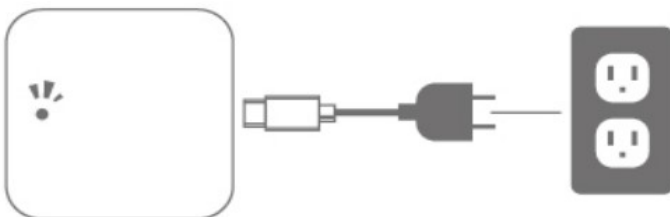


### 3.4 Select “G2”

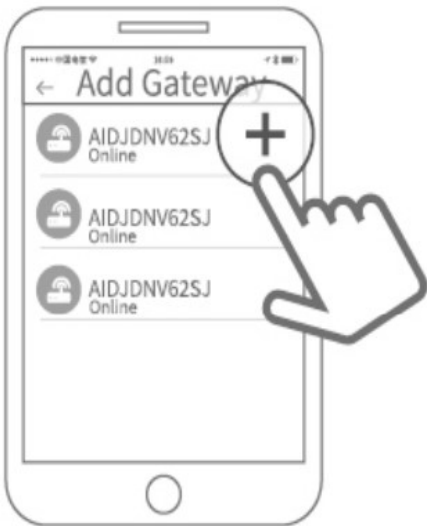


]

3.5 Plug in the gateway and power it on, while the light flashes alternately in red and blue



### 3.6 Press “+” sign



### 3.7 Add Gateway



### 3.8 Select the network and fill in the password



### 3.9 Added completely



Notice:If times out, Please power off and try it again

## 4. Limited Warranty


4.1 For any defect in material and workmanship,the original purchaser of the product

1. Can return or ask for a replacement within 7 invoice days.
2. Can ask for a replacement within 15 invoice days.
3. Can ask for free repair in 365 invoice.

4.2 This warranty does not cover defects caused by modification ,alteration, misuse or physical abuse of the product.

***Read More About This Manual & Download PDF:***

### Documents / Resources

	<p><b><a href="#">BALING WLGATE01 Gateway</a> [pdf] User Manual</b> WLGATE01 Gateway, WLGATE01, Gateway</p>
--	---