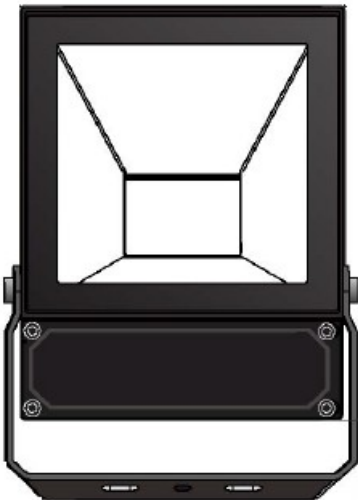


Bailey D1 Square Root Extractor User Manual

[Home](#) » [Bailey](#) » Bailey D1 Square Root Extractor User Manual 



LED FLOODLIGHT LV



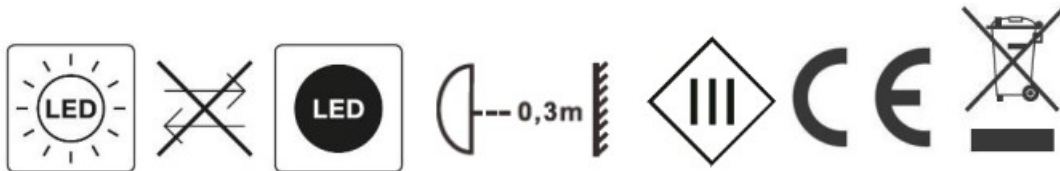
USER MANUAL

Contents

- 1 Technical specifications
- 2 MOUNTING
- 3 INSTALLATION
- 4 INSTRUCTIONS
- 5 WARRANTY
- 6 Documents / Resources
- 6.1 References

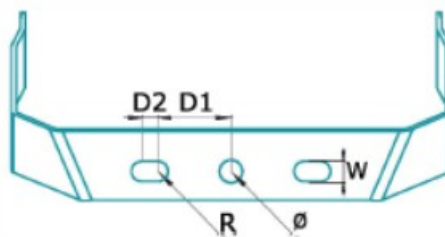
Technical specifications

- 10W, 20W, 30W: DC 12-36V
- 50W: DC 24-36V
- IP65
- CLIII
- Beam angle: 120°
- Operating temperature : -20 ~ 50°C



Warning Caution

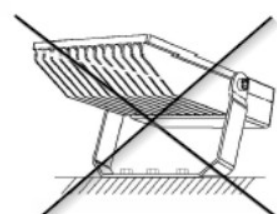
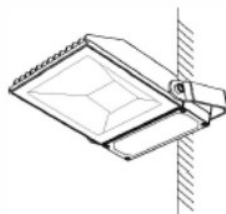
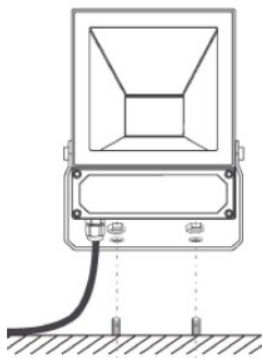
1. Before installation please read the specifications to make sure that this product is suitable for the operating environment.
2. Installation must be carried out by a qualified electrician in accordance with latest IEE electrical regulations or national requirements.
3. Risk of electric shock. Disconnect power before installation, servicing and removal.
4. Make sure the supply voltage is the same as the rated luminaire voltage.
5. All safety instruction must be followed to avoid a risk of injury or property damage.
6. Not suitable for use with emergency units.
7. Only use in combination with LED compatible photocell sensors.
8. Suitable for indoor and outdoor use.



Unit: mm

W	D1	D2	R	W	0	a
10W	30	10	4.1	8.2	8.2	65'
20W	30	10	4.1	8.2	8.2	65'
30W	30	10	4.1	8.2	8.2	65'
50W	35	15	5.25	10.5	10.5	70'

MOUNTING



INSTALLATION



1.4m H05RN-F 2G1.00mm²
 12-36Vdc (10W, 20W, 30W)
 24-36Vdc (50W)



Recommended: watertight cable connector to avoid damage caused by moisture / water.

INSTRUCTIONS

Safety Maintenance – Environment


1. Do not cover the product. Do not attach other items to the product. Store and install the product out of the reach of children. Only use the product when it is working perfectly.
2. Do not touch the product in the event of a fault or breakdown. Immediately switch off the product and disconnect the power supply.
3. The following situations are meant by fault or breakdown: there is visible damage to the product, the product is not working perfectly (e.g. it is flickering), there is a burning smell, the results of overheating are visible.
4. Testing and small repairs must be carried out by a qualified electrician.
5. In order not to adversely affect the service life, it is advisable to clean the fixture on a regular basis. Only use a soft cloth, water and soap to do so. Avoid exposure to volatile chemical substances such as alcohol, petrol or pesticides.
6. When your product needs replacing after a long service life, do not dispose of it with your domestic waste. Instead, choose an environmentally-friendly method of disposal.
7. Electrical products may not be disposed of in the same way as normal household waste. Take the fixture to a place where it can be recycled. Consult the local authorities or the seller for advice about collection and processing

WARRANTY

Warranty

1. The warranty period will begin on the day on which the product was purchased from Bailey and will end after 2 years. If a defect occurs within the warranty period as a consequence of material faults and/or manufacturing errors, Bailey will replace the product. The warranty does not cover consequential damage, nor will any call-out charges, transport costs or installation costs be reimbursed.
The warranty does not apply if:
 2. There is no information, or there are no documents, referring to the date of purchase (invoice or delivery note).
 3. The model and/or serial number located on the product is unrecognizable (include photo of product sticker or imprint with specifications).
 4. The product was not installed by a qualified electrician.
 5. The defect was caused by improper use of the product or use not as intended, or by use in extreme conditions or in conditions involving harmful substances.
 6. The defect was caused by unsuitable connected peripheral equipment or surges in the electricity network.
 7. Damage to the product was caused by external factors.
 8. The fixture is adapted.

Documents / Resources



[Bailey D1 Square Root Extractor](#) [pdf] User Manual
D1 Square Root Extractor, D1, Square Root Extractor, Root Extractor, Extractor

References

- [B Home | Bailey](#)