




B2 Audio DVPE 212 Enclosure Set With Two Installation Guide

[Home](#) » [B2 AUDIO](#) » B2 Audio DVPE 212 Enclosure Set With Two Installation Guide 

B2 Audio DVPE 212 Enclosure Set With Two



Contents

- [1 Enclosure specifications](#)
- [2 Subwoofer specification](#)
- [3 ENCLOSURE DIMENSIONS](#)
- [4 WIRING OPTIONS](#)
- [5 CUSTOMER SUPPORT](#)
- [6 Documents / Resources](#)
 - [6.1 References](#)

Enclosure specifications

Dimensions: 840x380x(420-350) mm

Volume: 86.3 L / 3.05 cu.ft

Box Tuning: 35 Hz

Port Area: 196 cm / 6.2"

Port Type: L – Shaped L+ R

Subwoofer specification

Diameter: 2 x 12"

Max Power: 2000 Watts

RMS Power 1000 Watts

Impedance: 2 + 2 Ohm

Frequency Response: 25 Hz~200 Hz

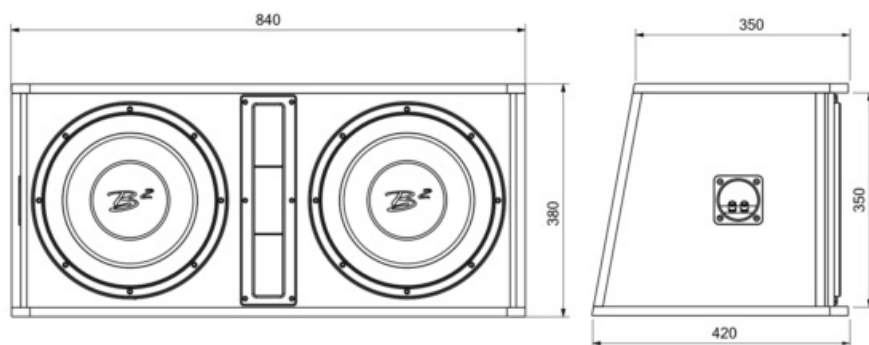
Sensitivity (1w/1m): 91 dB

Voice Coil Diameter: 2.5" / 63.5 mm

Cone: Non Pressed Paper

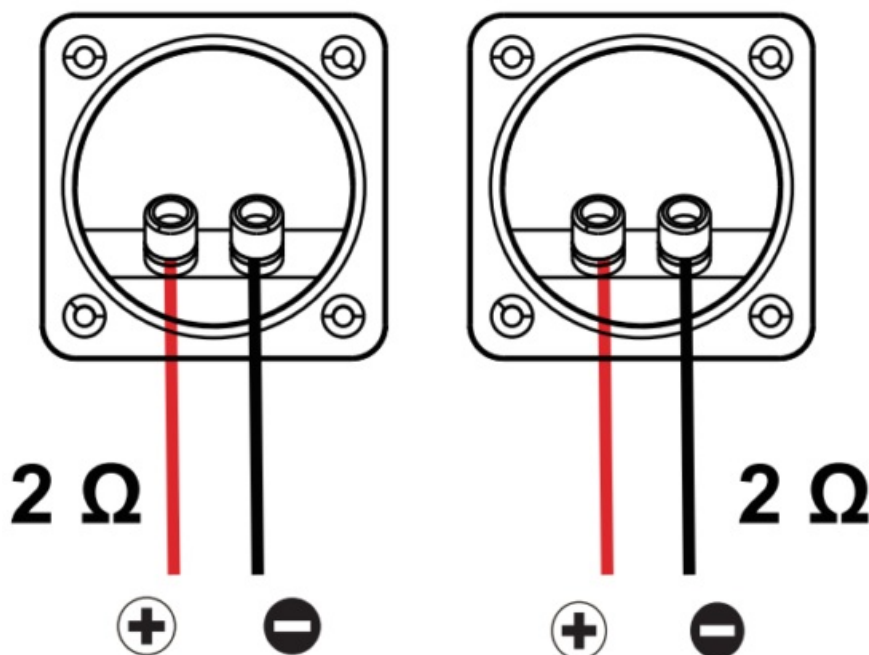
Magnet: 80 Oz x 2

ENCLOSURE DIMENSIONS

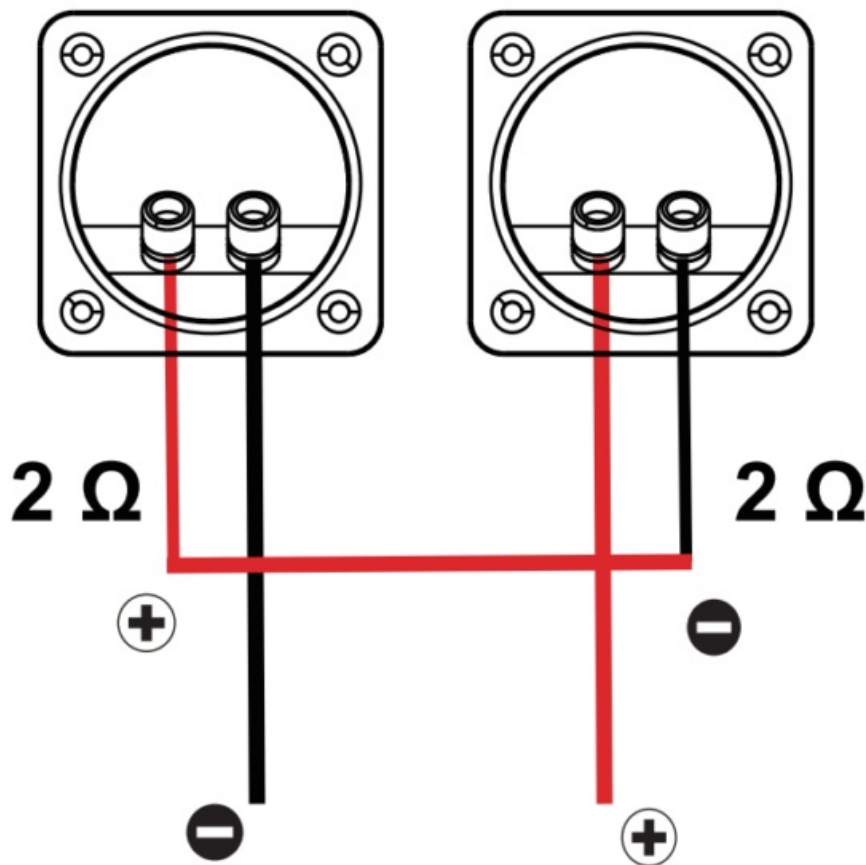


WIRING OPTIONS

PARALLEL = 1 Ω [STEREO 2 +2 OHMJ



SERIAL=4Ω



WIRING IN PARALLEL REQUIRES ALL POSITIVE LEADS ARE RAN TOGETHER TO THE AMPLIFIERS POSITIVE SPEAKER TERMINAL.

THE SAME GOES FOR THE NEGATIVE LEADS, THESE WILL CONNECT TO THE NEGATIVE SPEAKER TERMINAL ON THE AMPLIFIER.

IF YOU HAVE A MULTICHANNEL AMPLIFIER, YOU CAN ALSO USE A STEREO CONNECTION AND HAVE A LOAD OF 2 OHM PER CHANNEL

CUSTOMER SUPPORT

WWW.B2AUDIO.COM – WWW.FACEBDOK.COM/B2AUDIO •
INSTAGRAM: @B2AUDIOGRAM





[B2 Audio DVPE 212 Enclosure Set With Two](#) [pdf] Installation Guide
DVPE 212 Enclosure Set With Two, DVPE 212, Enclosure Set With Two, Set With Two, With Two
, Two

References

- [User Manual](#)

[Manuals+](#), [Privacy Policy](#)

This website is an independent publication and is neither affiliated with nor endorsed by any of the trademark owners. The "Bluetooth®" word mark and logos are registered trademarks owned by Bluetooth SIG, Inc. The "Wi-Fi®" word mark and logos are registered trademarks owned by the Wi-Fi Alliance. Any use of these marks on this website does not imply any affiliation with or endorsement.