

# B O W K508 Bluetooth Keyboard User Manual

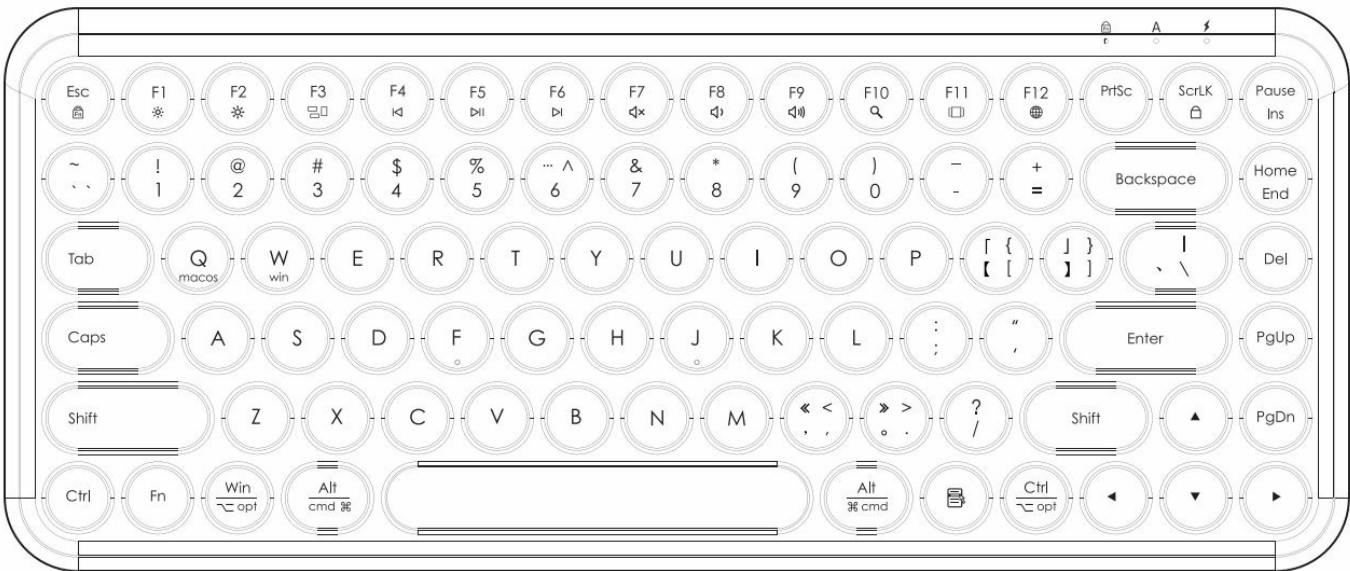
[Home](#) » [B O W](#) » B O W K508 Bluetooth Keyboard User Manual 

## Contents

- 1 B O W K508 Bluetooth Keyboard
- 2 Indicator light illustrate
- 3 2.4G pairing connection steps
- 4 Product Warranty Description
- 5 FCC STATEMENT
- 6 Documents / Resources
  - 6.1 References
- 7 Related Posts



## B O W K508 Bluetooth Keyboard



Thank you for purchasing the B.O.W Bluetooth Keyboard. Please read this guide carefully to set up and learn how to use your product.

## Indicator light illustrate



## 2.4G pairing connection steps

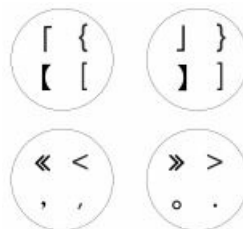
### Step 1

Turn on the power switch of the keyboard, and the indicator will be off after 3 seconds

### Step 2

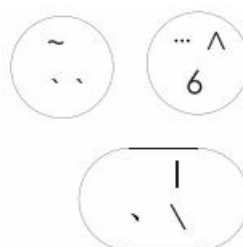
Take out the adapter and insert it into the USB port of the computer.

## Four function keys using the method




- Up-left corner: Chinese state+shift
- Down-left corner: Chinese state, input directly
- Upper right corner: English state+shift
- Lower right corner: English state, input directly

## Three function keys using the method

















- Up-left corner: Chinese state+shift
- Upper right corner: English state+shift
- Down-left corner: input directly

## Function Keys

- When  is off, single press to realize the F1~F12 function;

- When  pressing Fn+ to open the FN+ lock function, a single press to realize the shortcut key function

Key state	Win	Macos
	Lock FN, multimedia switch with F key	Lock FN, multimedia switch with F key
	Light -	Light -
	Light +	Light +
	Multiwindow preview	Multiwindow preview
	Previous song	Previous song
	Play/pause	Play/pause
	Next song	Next song
	Mute	Mute
	Volume –	Volume –
	Volume+	Volume+
	Search	Search
	Application switching	Application switching
	Language switching	Language switching
	Hibernate or stop the screen	Hibernate or stop the screen
Ins	Ins	Ins

## Product Warranty Description

- When users use Hangshi mechanical keyboard products, the after-sales service is strictly by the “Consumer Rights Protection Law of the People’s Republic of China” and “Product Quality Law of the People
- Republic of China”After-sales three-guarantee service is implemented, and the service content is as follows:
- Within 7 DAYS from the day after you sign for receipt, if this product is not damaged by human or performance failure, the product can be returned or replaced free of charge after the inspection of the world’s after-sales service.
- Within 8 TO 30 days from the day after you sign for the receipt if the product is damaged by non-human or performance failure, it will be confirmed by the after-sale service of the HANGSHI, and you can enjoy the replacement or repair service free of charge.
- Within 12 months from the day after you sign for the receipt if this product is damaged or has performance failure, it will be tested and confirmed by HangSHI after-sales service, and you can enjoy free maintenance service.
- Non-Warranty Regulations
- Unauthorized Repair, Misuse, Crash, Negligence, Abuse, Fluid Ingress, Accident, Tear, Alteration.
- The validity period of three packs has been exceeded.
- Damage caused by force majeure.
- The product cannot be used normally due to human reasons. Such as the use of. non-rated voltage, use in non-specified environments, etc., resulting in product performance failures.

## FCC STATEMENT

This device complies with Part 15 of the FCC Rules. Operation is subject to the following two conditions: This device may not cause harmful interference, and This device must accept any interference received, including interference that may cause undesired operation. Warning: Changes or modifications not expressly approved by

the party responsible for compliance could void the user's authority to operate the equipment.

**NOTE:** This equipment has been tested and found to comply with the limits for a Class B digital device, under Part 15 of the FCC Rules. These limits are designed to provide reasonable protection against harmful interference in a residential installation. This equipment generates uses and can radiate radio frequency energy and, if not installed and used by the instructions, may cause harmful interference to radio communications. However, there is no guarantee that interference will not occur in a particular installation. If this equipment does cause harmful interference to radio or television reception, which can be determined by turning the equipment off and on, the user is encouraged to try to correct the interference by one or more of the following measures:


- Reorient or relocate the receiving antenna.
- Increase the separation between the equipment and the receiver.
- Connect the equipment to an outlet on a circuit different from that to which the receiver is connected.
- Consult the dealer or an experienced radio/TV technician for help. RF warning statement:

The device has been evaluated to meet general RF exposure requirements. The device can be used in portable exposure conditions without restriction

Shenzhen Hangshi Technology Co., Ltd.  
Address: Hangshi Technology Park, Shajing.  
bao a District, Shenzhen, China.  
Website: [www.bow.cn](http://www.bow.cn)  
National Service Hotline: 400 682 8008

---

## Documents / Resources

	<a href="#">B O W K508 Bluetooth Keyboard</a> [pdf] User Manual K508, K508L, K508 Bluetooth Keyboard, Bluetooth Keyboard, Keyboard, K608, K608L
-------------------------------------------------------------------------------------	----------------------------------------------------------------------------------------------------------------------------------------------------

## References

-  [BOW](#)
- [User Manual](#)