

[Skip to content](#)

Manuals+

User Manuals Simplified.

B FRIEND IT KB-RB730 Wireless Slim Multi-Device Keyboard User Manual



[Home](#) » [B FRIEND IT](#) » B FRIEND IT KB-RB730
Wireless Slim Multi-Device Keyboard User Manual

**B FRIEND IT KB-RB730 Wireless Slim Multi-Device
Keyboard User Manual**



Contents [hide](#)

[1 Product Overview](#)

[2 Specification](#)

[3 System Requirement](#)

[4 Package include](#)

[5 Operations](#)

[6 Connect Mode](#)

[7 WIN / MAC switch](#)

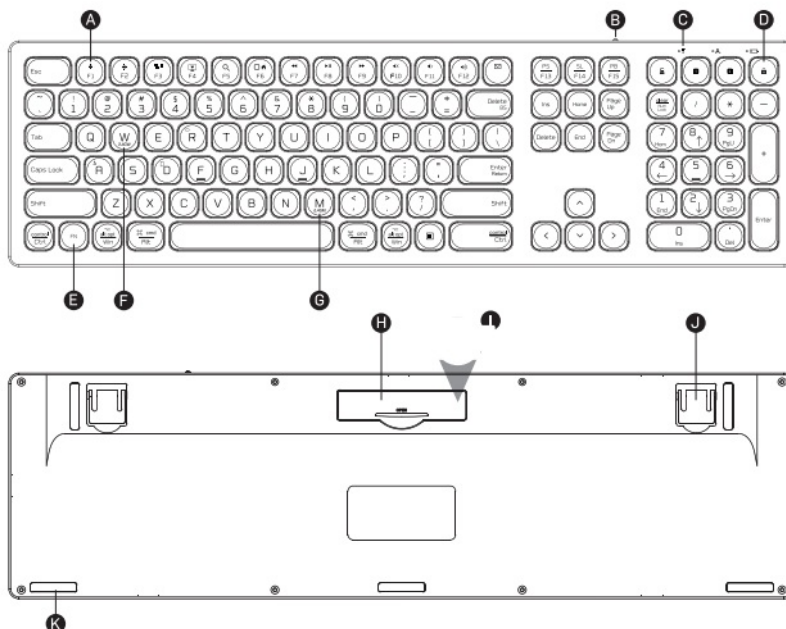
[8 Multimedia Keys](#)

[9 FCC](#)

[10 Documents / Resources](#)

[11 Related Posts](#)

Product Overview



A: F1 – F12 FN +F1) F1 – F12 Multimedia keys (Win & Android operating system: Fn + F1 F12)

B: Keyboard power switch

C: Indicator: Numlock/Caps Lock/power(left to right)

D: 2.4G wireless/Bluetooth I/Bluetooth 2/Lock(Sleep)(Left to right)

E: FN

F: FN + W Switch to WIN operating system: FN + W

G: FN + M Switch to MAC operating system: FN + M

H: Battery slot

J: feet

K: anti-slip rubber

Specification

- Model: RB730 wireless Bluetooth keyboard
- Connection: Support Bluetooth V5.1,and
- Key number:110 keys (UK Layout : 111 keys)
- Dimension: 17.3 x 5 x 0.6 in (440 x 126 x 20 mm)
- Net Weight: 1.6 lb(730g)
- Battery type: AAA(not included)

System Requirement

- Windows XP,Vista,Win 7.8.10
- MAC OS X 10.5 & Android 3.0 or later

Package include

- 1 x Wireless keyboards,' x Nano Receiver
- (Behind the keyboard), 1 x Keyboard Cover(Free)
- 1X User manual

Operations

- Input voltage:3V
- Power Consumption:
- Working mode:
- Standby Mode:30uA
- Transfer speed:1 Mbps
- Frequency range: 2.402GHZ- – 2.480GHZ

Connect Mode



Press the button to switch to Bluetooth #1

How to pair

1. Turn on the keyboard.
2. To assign a Bluetooth device, hold button for 3 seconds and until indicator 1 and A starts flashing.
3. On the host device, look for (B FRIEND 730]then connect to pair.



Press the button to switch to Bluetooth #2

1. Turn on the keyboard.
2. To assign a Bluetooth device, hold button for 3 seconds and until indicator[A]starts flashing.
3. On the host device, look for (B FRIEND 730]then connect to pair.

WIN / MAC switch

Bluetooth mode: It will auto switch to WIN / MAC according to operating system.

2.4G wireless mode:

Press FN+W to WIN operating system

Press FN+M to MAC operating system










***How do I tell Win or Mac in 2.4G wireless mode?**







If the keyboard in Win mode, press FN + F1-F12 to get multimedia keys function. (If not, please press FN + W to switch Win mode)

If the keyboard in Mac mode, press F1-F12 to get multimedia keys function. (If not, please press FN + M to switch Mac mode)

Default: Win mode (Last setting will be remembered.)

Multimedia Keys

KEY	Win/Android (FN + F1 – F12)	Mac/iOS (F1 – F12)
F1 	Decrease the brightness	Decrease the brightness
F2 	Increase the brightness	Increase the brightness
F3 	X	Enter Mission Control
F4 	X	View Windows in the Current App
F5 	Search	Search
F6 	Home	X
F7 	Prey. Track	Prey. Track
F8 	Prey. Track	Prey. Track
F9 	Next Track	Next Track

F10		Mute	Mute
F11		Volume down	Volume down
F12		Volume up	Volume up
		Mail	X
		Lock	FN +  : Sleep

FCC

FCC Caution: Any changes or modifications not expressly approved by the party responsible for compliance could void the user's authority to operate this equipment.

This device complies with part 15 of the FCC Rules. Operation is subject to the following two conditions:

1. this device may not cause harmful interference, and
2. this device must accept any interference received, including interference that may cause undesired operation.

This device and its antenna(s) must not be co-located or operating in conjunction with any other antenna or transmitter.

NOTE: This equipment has been tested and found to comply with the limits for a Class B digital device, pursuant to Part 15 of the FCC Rules. These limits are designed to provide reasonable protection against harmful interference in a residential installation. This equipment generates, uses and can radiate radio frequency energy and, if not installed and used in accordance with the instructions, may cause harmful interference to radio communications. However, there is no guarantee that interference will not occur in a particular installation. If this equipment does cause harmful interference to radio or television reception, which can be determined by turning the equipment off and on, the user is encouraged to try to correct the interference by one or more of the following measures:

- Reorient or relocate the receiving antenna.
- Increase the separation between the equipment and receiver.
- Connect the equipment into an outlet on a circuit different from that to which the receiver is connected.
- Consult the dealer or an experienced radio/TV technician for help. The device has been evaluated to meet general RF exposure requirement. The device can be used in portable exposure condition without restriction

FCC ID: 2AXAU-KB-RB730

Documents / Resources

[B FRIEND IT KB-RB730 Wireless Slim Multi-Device Keyboard](#) [pdf] User Manual
KB-RB730, KBRB730, 2AXAU-KB-RB730, 2AXAUKBRB730, KB-RB730 Wireless Slim Multi-Device Keyboard, Wireless Slim Multi-Device Keyboard, Slim Multi-Device Keyboard, Keyboard

[Manuals+](#),

- [home](#)
- [privacy](#)