



# AXAGON PCES-SA2N 2x Internal SATA 6G Port PCI-Express Controller Instruction Manual

[Home](#) » [AXAGON](#) » AXAGON PCES-SA2N 2x Internal SATA 6G Port PCI-Express Controller Instruction Manual



## AXAGON PCES-SA2N 2x Internal SATA 6G Port PCI-Express Controller Instruction Manual

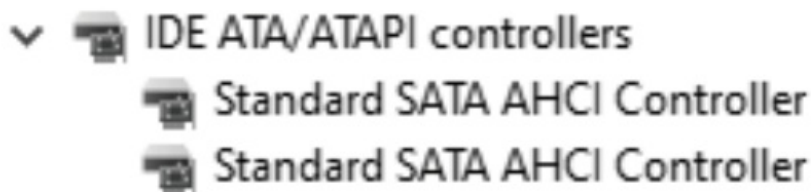


### Contents

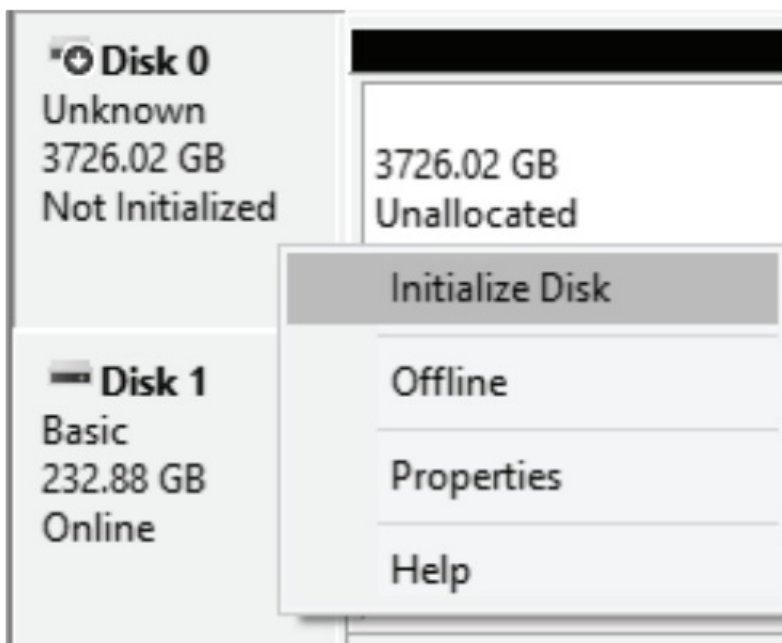
- [1 Installations](#)
- [2 Technical specifications](#)
- [3 Documents / Resources](#)
- [4 Related Posts](#)

### Installations

1. Back up the data on the hard disks to be connected to the controller.
2. Switch off your computer and unplug the power cable.
3. Open the case and insert the controller in a free PCI-Express slot.
4. Connect the hard disk or optical drive to the controller using a SATA cable.
5. Connect power to the hard disk or optical drive.
6. Close the case, connect the power and turn on the computer.
7. The controller is detected and installed automatically as the standard AHCI 1.0 controller with Serial ATA interface. In order to use other features of the controller, you can install ASMedia drivers.
8. In the Device manager, please check the successful installation. (Fig. 1)



9. In the Disk manager, please initialize the new disc and format it. (Fig. 2)



## Technical specifications

### INPUT INTERFACE

PCI-Express v2.0  
 PCI-Express v3.0 & v1.0 compatible  
 x1, x4, x8, x16 slot compatible  
 5 Gbit/s max. data rate (PCIe 2.0)  
 2.5 Gbit/s max. data rate (PCIe 1.0)

### OUTPUT INTERFACE

2x independent Serial ATA channels  
 SATA 6G compatible  
 SATA 3.0 – 6 Gbit/s max. data rate  
 SATA 2.0 – 3 Gbit/s max. data rate  
 SATA 1.0 – 1.5 Gbit/s max. data rate

## OS SUPPORTED

Windows

7 • 8.1 • 10 & later

Server 2008 • 2012 • 2016 & later

32 & 64bit versions supported

Linux 2.6.x & later

TECHNICAL SUPPORT: More information, FAQs, manuals and drivers can be found on the product page in the PRODUCT SUPPORT tab at [www.axagon.eu](http://www.axagon.eu). Nothing helped? Write to our technical support: [support@axagon.cz](mailto:support@axagon.cz).



At the end of its service life, do not throw the product into household waste; take it to a collection point for electrical equipment recycling. For information about collection and recycling programmes in your country, contact your local authorities or the retailer who sold you the product.



EU declaration of conformity: The device complies with the harmonisation legislation of the European Union 2014/30/EU (EMC) and 2011/65/EU (RoHS). The complete EU declaration of conformity is available from the manufacturer.



Before using the product, the user is obliged to read the user instructions. The manufacturer disclaims any liability for damage that may occur due to improper use of the product or failure to follow the instructions contained herein. Product use other than specified must be consulted with the manufacturer.



Do not use the product in humid or explosive environments and near flammable substances.



## PRODUC SUPPORT LINK


<http://axagon.eu/produkty/pces-sa2n#supportLinkGoal>

PCIe controller with two internal SATA 6G ports

© 2021 AXAGON Vyrobcce / Manufacturer: RealQ s.r.o. – Zelezná 5, 619 00 Brno, Czech Republic All rights reserved. All text and pictorial materials contained in this document are protected by Copyright Act. All marks indicated here are the registered trademarks of their appropriate owners. Specifications are subject to change without prior notice. Made in CHINA for Axagon.



Documents / Resources

	<a href="#">AXAGON PCES-SA2N 2x Internal SATA 6G Port PCI-Express Controller</a> [pdf] Instruction M anual PCES-SA2N, 2x Internal SATA 6G Port PCI-Express Controller, PCES-SA2N 2x Internal SATA 6G Port PCI-Express Controller
---	---

[Manuals+](#).