



AXAGON ADS-1PSN USB Serial Active Adapter Instruction Manual

[Home](#) » [AXAGON](#) » AXAGON ADS-1PSN USB Serial Active Adapter Instruction Manual 

Contents

- [1 AXAGON ADS-1PSN USB Serial Active Adapter](#)
- [2 Instructions for use](#)
- [3 TECHNICAL SUPPORT](#)
- [4 TECHNICAL SPECIFICATIONS](#)
- [5 Documents / Resources](#)

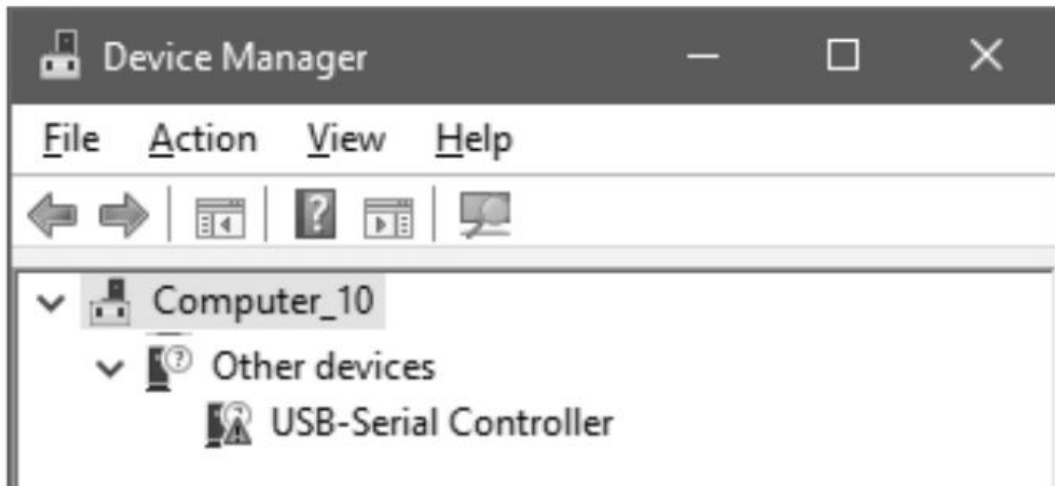
AXAGON

AXAGON ADS-1PSN USB Serial Active Adapter



Instructions for use

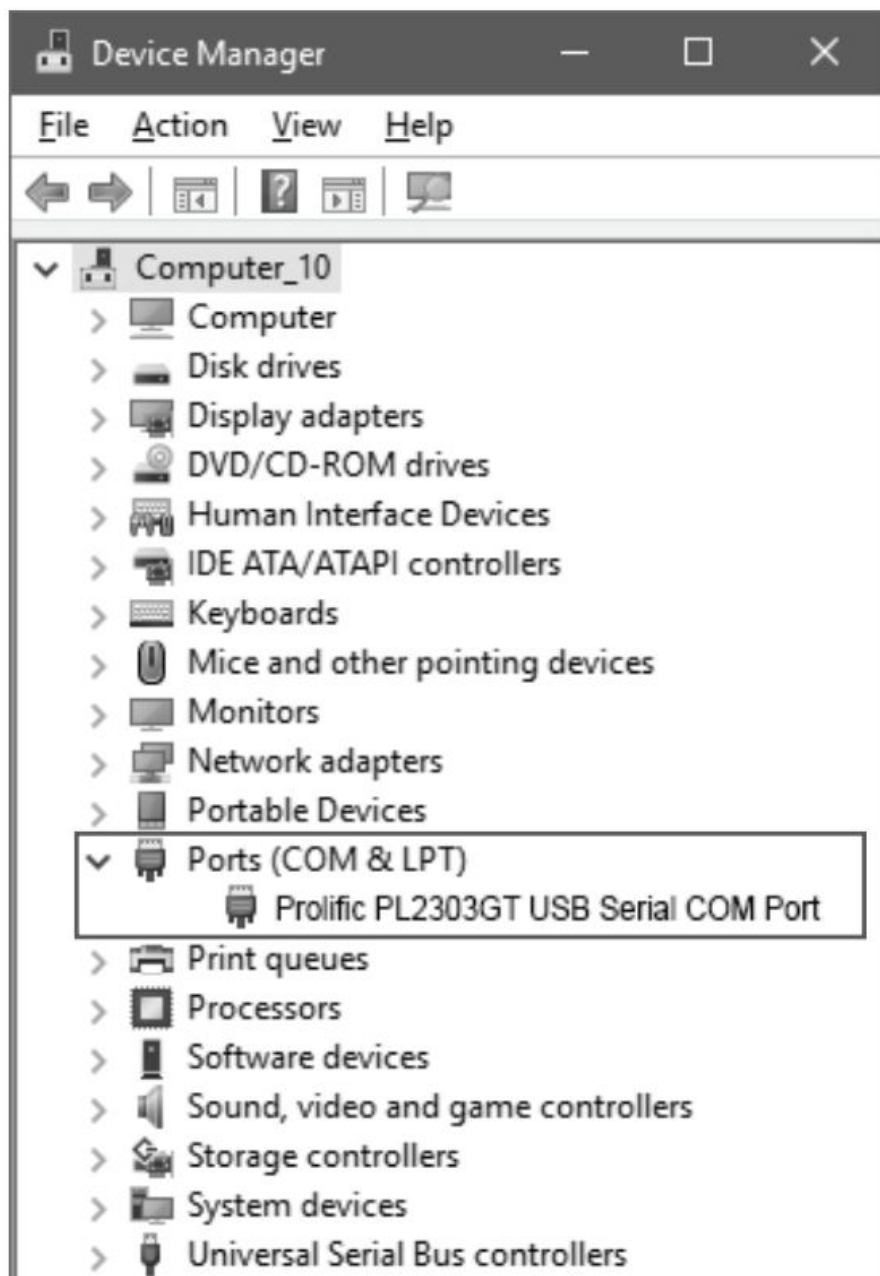
1. Connect the adapter to the USB port of the computer, it will be detected automatically (Fig. 1).



2. The necessary driver will be automatically downloaded from Windows Update.
3. You can also manually update it in "Device Manager" and have it searched automatically (Fig. 2).

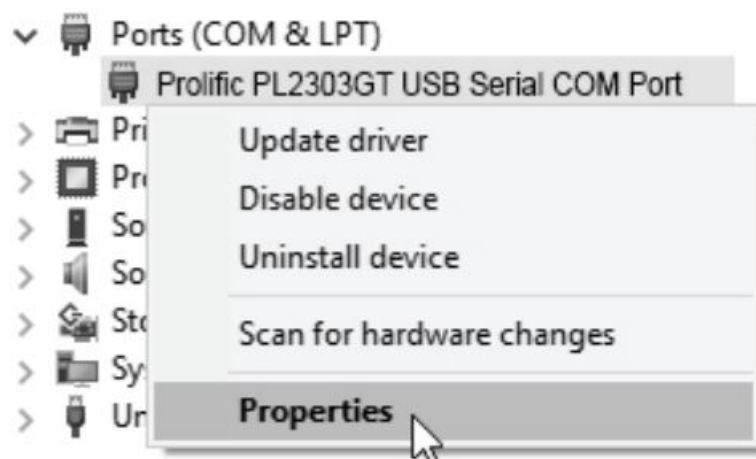


4. You can also install driver software manually.
5. Download the latest driver from the axagon.eu website.
When the download is complete, extract the downloaded file and run PL2303_Prolific DriverInstaller.exe.
6. Check the successful installation in "Device Manager" (Fig. 3).



SERIAL PORT SETUP

In "Device Manager", right-click "USB Serial Port" and select "Properties" from the menu (Fig. 4).



Active converter from USB to serial port

TECHNICAL SUPPORT

More information, FAQs, manuals and drivers can be found on the product page in the PRODUCT SUPPORT tab at www.axagon.eu. Nothing helped? Write to our technical support: support@axagon.cz.

At the end of its service life, do not throw the product into household waste; take it to a collection point for electrical equipment recycling. For information about authorities collection or the and retailer recycling who sold programmes you the in product. your country, contact your local

EU declaration of conformity: The device complies with the harmonisation legislation of the European Union 2014/30/EU (EMC) and 2011/65/EU (RoHS). The complete EU declaration of conformity is available from the manufacturer.

Before using the product, the user is obliged to read the user instructions. The manufacturer disclaims any liability for damage that may occur due to improper use of the product or failure to follow the instructions contained herein. Product use other than specified must be consulted with the manufacturer.

Do not flammable use the substances. product in humid or explosive environments and near

TECHNICAL SPECIFICATIONS

• INPUT

- USB-A male connector

• OUTPUT

- DB9 male connector
- Serial RS-232 standard
- 75bit/s – 12 000 000bit/s
- Compatible: 16C950 UART
- Backwards compatible: 16C550, 16C650, 16C750, 16(850

• CHIPSET

- PROLIFIC – PL2303GT

• TRANSFER SPEED

- up to 1000 kbit/s

• OTHER FEATURES

- FIFO Buffer 768B / 256B
- Remote Wake-UP
- Advanced setting options

• SIZE NET WEIGHT

- 34 x 59 x 16 mm • 1.5 m cable length • 83 g

• POWER SUPPLY

- Powered via USB bus

• OS SUPPORTED

- Windows
- macOS
- Linux
- Chrome OS

PRODUCT SUPPORT LINK

<http://axagon.eu/produkty/ads-1psn#supportLinkGoal>



AXAGON

for detailed information go to page www.axagon.eu

www.axagon.eu

USB > SERIAL ACTIVE ADAPTERwith 1.5 m CABLE

Documents / Resources



[AXAGON ADS-1PSN USB Serial Active Adapter](#) [pdf] Instruction Manual
1PSN, ADS-1PSN, ADS-1PSN USB Serial Active Adapter, USB Serial Active Adapter, Serial Active Adapter, Active Adapter, Adapter