



## AXA Spark Steady LED Rear Light Instruction Manual

[Home](#) » [AXA](#) » AXA Spark Steady LED Rear Light Instruction Manual 

### Contents

- [1 AXA Spark Steady LED Rear Light](#)
- [2 Product Information](#)
- [3 Product Usage Instructions](#)
- [4 Mounting](#)
- [5 Operation](#)
- [6 Warranty](#)
- [7 Documents / Resources](#)
- [8 Related Posts](#)

# AXA Spark

### AXA Spark Steady LED Rear Light



### Product Information

- **Product Name:** AXA Spark Battery 50-80 mm 93954995SC

- **Content Packaging:** AAA-Batteries included
- **Warranty:** Damage caused by improper use (dropping the light, immersion in water) is excluded from the warranty. Opening the light also voids the warranty.
- **Manufacturer:** AXA Bike Security
- **Contact Information:** P.O. Box 47, NL-3900 AA Veenendaal,
- **Phone:** +31 (0)318 536 220, Website: [axabikesecurity.com](http://axabikesecurity.com)

## Product Usage Instructions

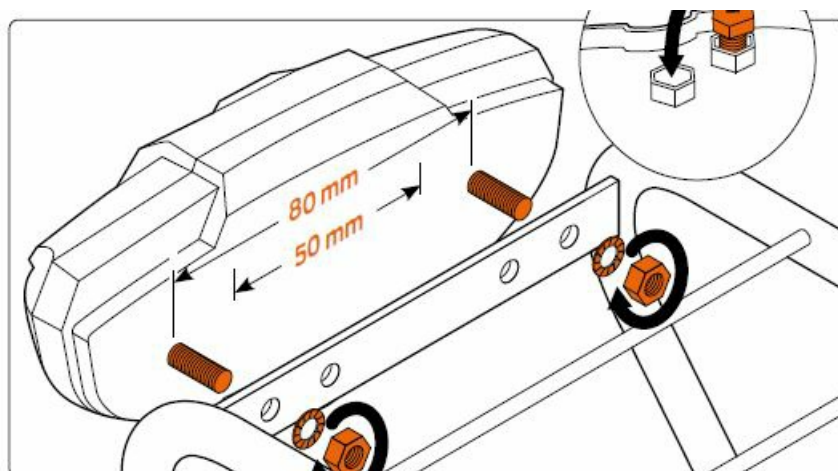
1. Ensure that the on/off switch is in the off position before using the product.
2. Insert the included AAA batteries into the product.
3. Turn on the product by switching the on/off switch to the on position.
4. To turn off the product, switch the on/off switch to the off position.

**Please note** that any damage caused by improper use, such as dropping the light or immersing it in water, will not be covered by the warranty. Additionally, opening the light will void the warranty. For any further information or assistance, please contact AXA Bike Security using the provided contact details.

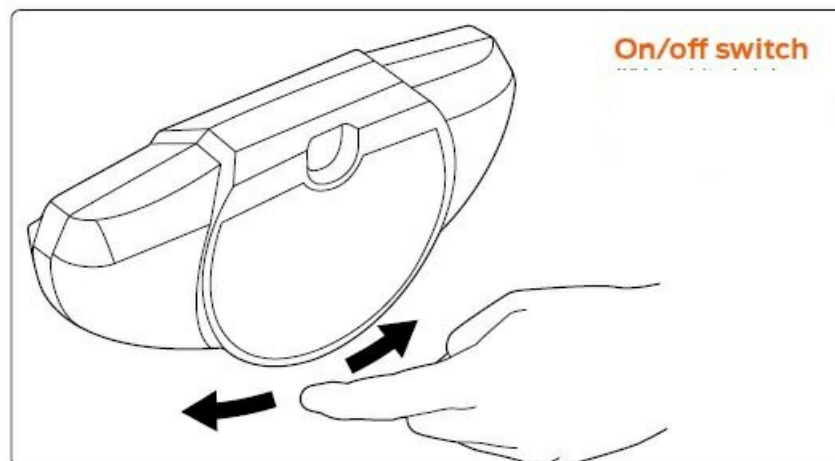
## Content packaging



## Mounting



## Operation



## Battery change



## Warranty

- Damage which is caused by improper use (dropping the light, immersion in water) shall be excluded from the warranty.
- The warranty shall expire if the light is opened.

AXA is part of the Allegion family of brands. Product modification reserved.


## AXA Bike Security

P.O. Box 47, NL-3900 AA Veenendaal

Phone: +31 (0)318 536 220

[axabikesecurity.com](http://axabikesecurity.com)

## Documents / Resources



[AXA Spark Steady LED Rear Light](#) [pdf] Instruction Manual

93954995SC, Spark Steady LED Rear Light, Steady LED Rear Light, LED Rear Light, Rear Light, Light