



AXA Riff Battery Switch Instruction Manual

[Home](#) » [AXA](#) » AXA Riff Battery Switch Instruction Manual 

AXA

INSTRUCTION MANUAL

BIKE SECURITY

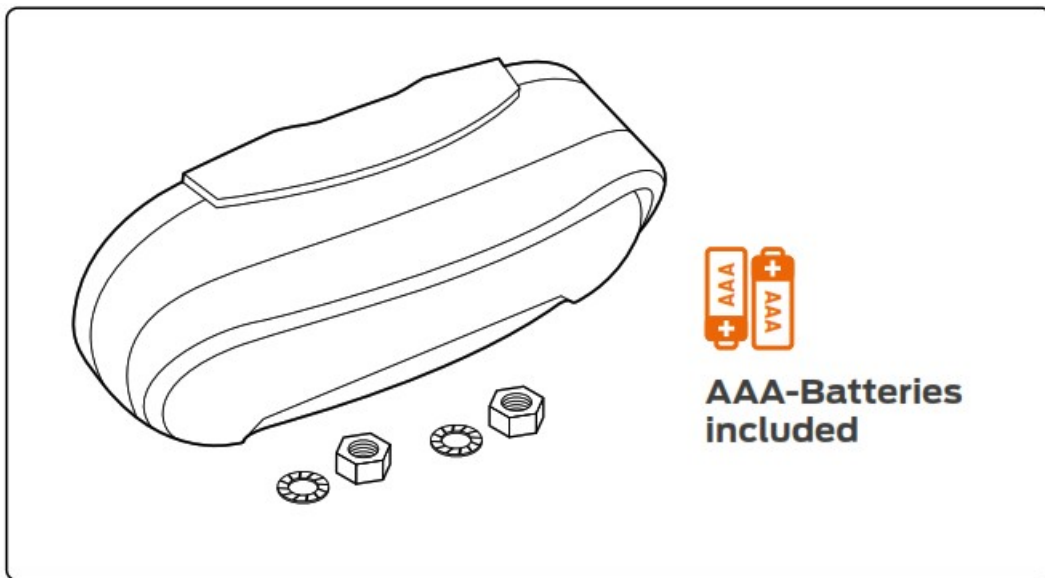
Riff Switch



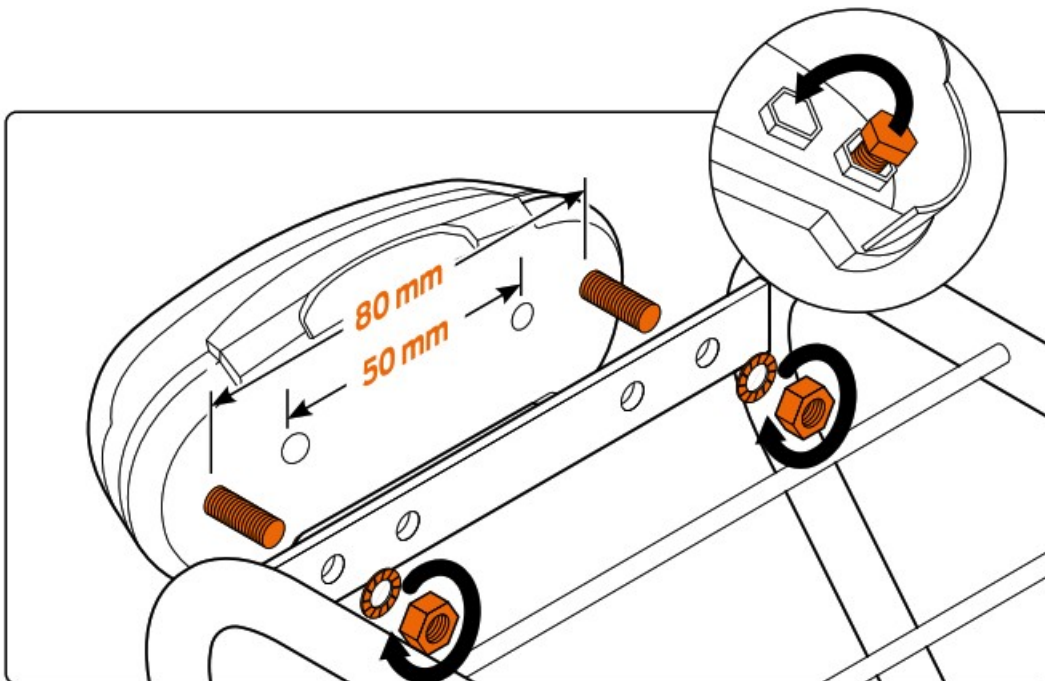
Contents

- [1 Content packaging](#)
- [2 Mounting](#)
- [3 Operation](#)
- [4 Battery indicator](#)
- [5 Battery change](#)
- [6 Warranty](#)
- [7 Documents / Resources](#)
- [8 Related Posts](#)

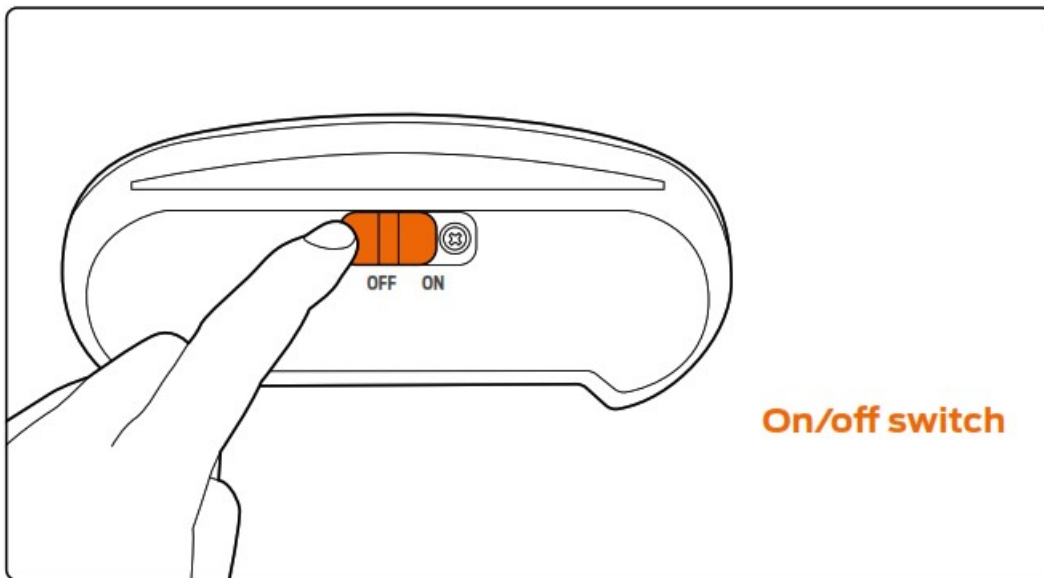
Content packaging




Mounting



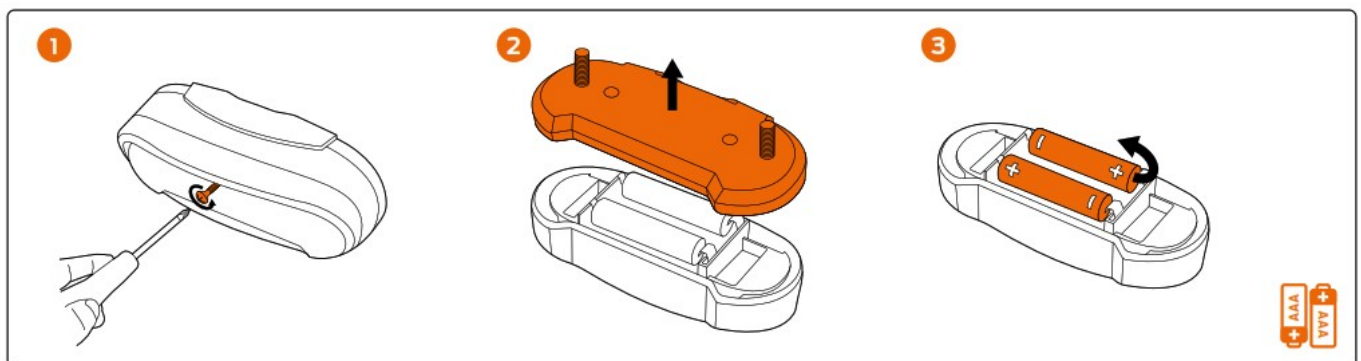
Operation



Battery indicator



Battery change



Warranty

Damage which is caused by improper use (dropping the light, immersion in water) shall be excluded from the warranty.

The warranty shall expire if the light is opened.

AXA Bike Security
P.O. Box 47, NL-3900 AA Veenendaal
Phone: +31 (0)318 536 220
axabikesecurity.com

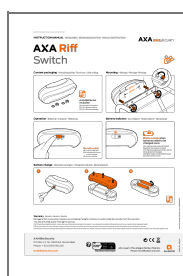


AXA is part of the Allegion family of brands.
Product modification reserved.



2023-06 – REV.01
AXA Riff Switch 50-80 mm 93912895SC

Documents / Resources



[AXA Riff Battery Switch](#) [pdf] Instruction Manual
50-80 mm, 93912895SC, Riff Battery Switch, Battery Switch, Switch

[Manuals+](#).