



Awatru ENC Computer Headset User Guide

[Home](#) » [Awatru](#) » Awatru ENC Computer Headset User Guide 

Awatru ENC Computer Headset

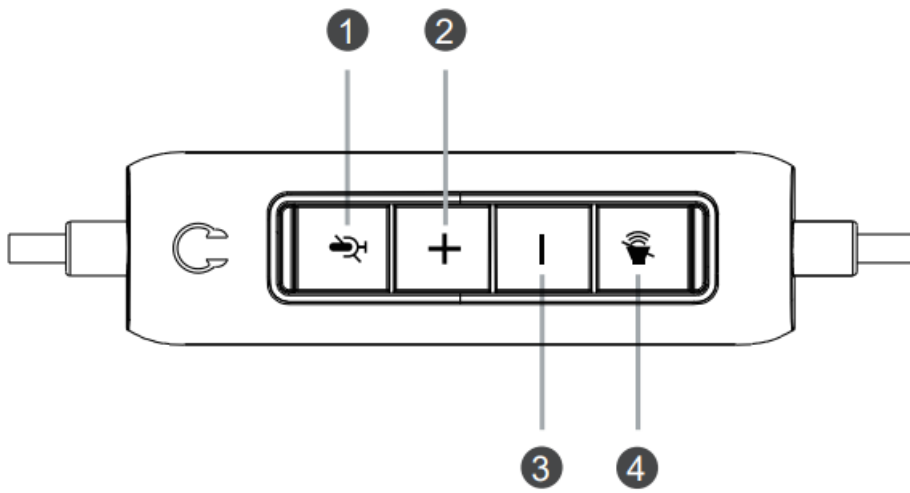


Contents

- [1 Controls](#)
- [2 Mac Setup](#)
- [3 PC Setup](#)
- [4 Use Guide](#)
- [5 FAQ](#)
- [6 Troubleshooting](#)
 - [6.1 Headset not working](#)
- [7 Customer Service](#)
- [8 Manufacturer](#)
- [9 Documents / Resources](#)
 - [9.1 References](#)
- [10 Related Posts](#)

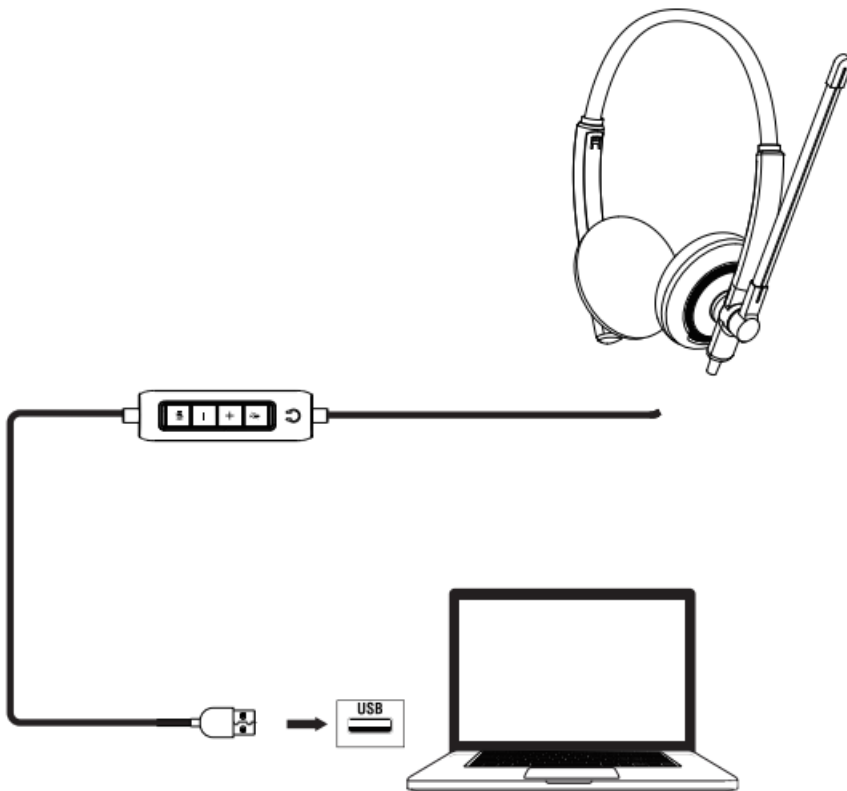
Controls

1. Microphone mute switch
2. Headphone volume +
3. Headphone volume –
4. Silence switch



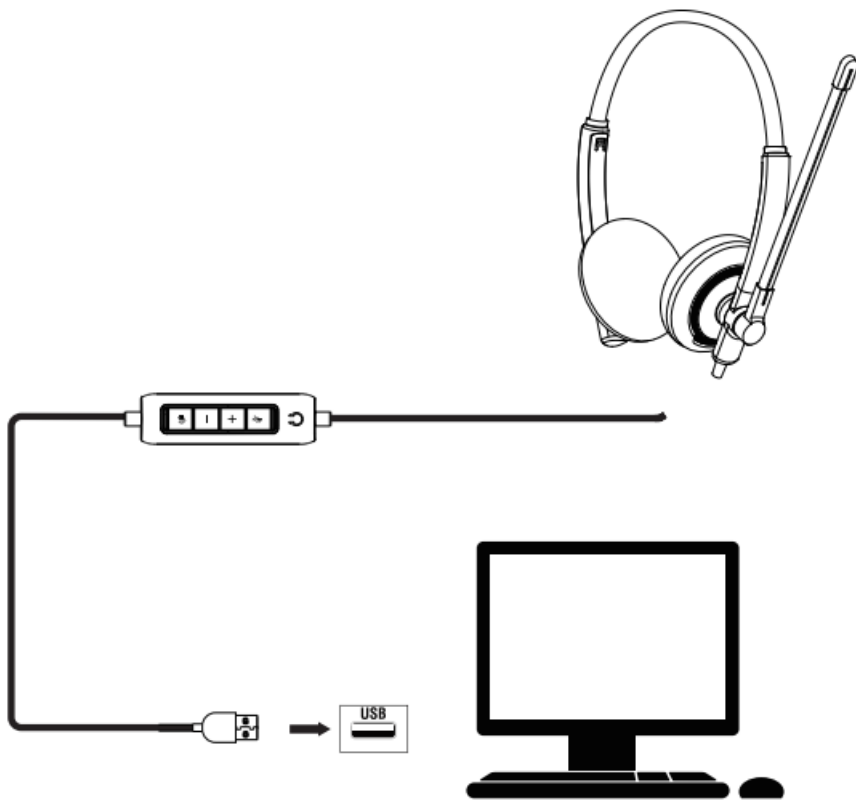
Mac Setup

Apple Menu>System Preferences>Sound>Set default output and input to “EH05(U)”



PC Setup

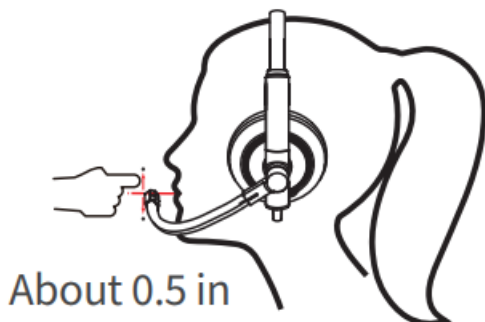
Control Panel>Sound>Set Default Playback and Recording to “EH05(U)”



Use Guide

The first wired version of ENC noise cancelling headphones

1. The MIC boom should be positioned no more than about 0.5 inches above and below lip level, about the width of a finger.

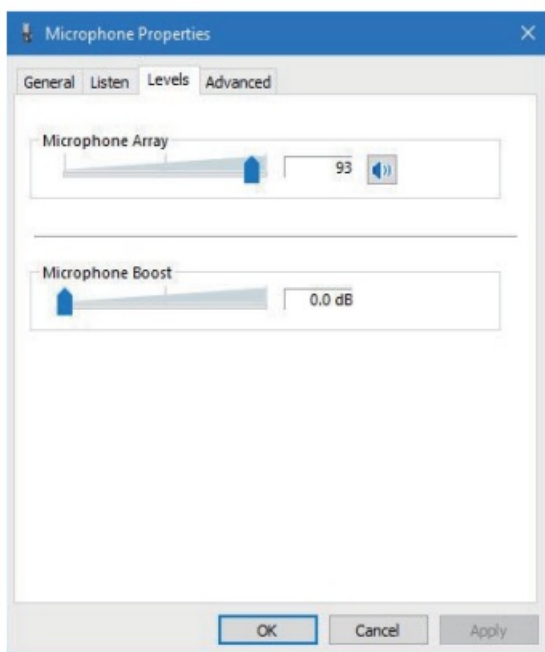


2. The microphone should not be more than 1.2 inches away from your lips, about two fingers' width.



3. In order to protect the hearing, the default factory volume value of the microphone and speaker is 70%. If you

feel the volume of the speaker is too low when used for the first time, you can adjust it directly by wire control. But for the microphone , you need to adjust and increase it through the microphone volume control on the pc or laptop.



FAQ

1. It cannot be recognized when plugged usb ports into a computer.

This is the first developed wired version of ENC noise cancelling headset with a built-in AI noise cancelling chip, So it operates at a slightly higher voltage than other non-intelligent noise-cancelling wired headphones, and sometimes it may have poor contact with the old version of computer. You can try to change more usb interfaces.

If you still can't solve your problem, you can contact us support@awatrue.com at any time, we will solve your problem within 12 hours until you are satisfied.

2. Is it normal for the wire control position to have fever

The ENC noise cancelling headphones built-in AI intelligent noise reduction in online control chip is installed, its working voltage is higher than general, so the usb plug it in work, after the power supply to normal working current of the fever is physical phenomena, we passed through for 4 weeks continuously electrical testing work, the temperature of the heat within the scope of the quality testing standards, And all work indicators can meet the standard.

Warm Prompt

If you get off work, it is recommended to unplug the usb plug of the headset, so that it can better heat dissipation, improve the service life of the headset.

Troubleshooting



Headset not working

- Confirm that the Headset is plugged firmly into the USB Audio Control Unit
- Adjust the headset volume on the volume control.
- Make sure the headset is not on mute.
- Check the USB cable connection to your computer. Try a different USB port on your computer. Connect directly to your computer. Do not use a USB hub.
- In your application and operating system, check the volume and microphone settings.
- Restart your application

Customer Service



12-month warranty



Lifetime technical support



Respond within 24 hours



1 to 1 exclusive after-sales service support@awatrue.com

Manufacturer



<http://www.awatrue.com/>

Address:

Area A5, Shichong Industrial Park, Shipai Town, Dongguan City, Guangdong Province, China Dongguan Desheng Industrial Co., Ltd.



MADE IN CHINA

Awatrue

Documents / Resources

	<p>Awattrue ENC Computer Headset [pdf] User Guide ENC Computer Headset, ENC, Computer Headset, Headset</p>
---	--

References

-  [awattrue](#)