




AVS CAR SECURITY 3010 Engine Immobiliser with Keypad Instruction Manual

[Home](#) » [AVS CAR SECURITY](#) » AVS CAR SECURITY 3010 Engine Immobiliser with Keypad Instruction Manual 



Contents

- [1 AVS CAR SECURITY 3010 Engine Immobiliser with Keypad Instruction Manual](#)
- [2 Protection from key theft.](#)
- [3 Documents / Resources](#)
 - [3.1 References](#)

AVS CAR SECURITY 3010 Engine Immobiliser with Keypad Instruction Manual



Protection from key theft.

Two-Point Keypad Immobiliser

The AVSIMM immobiliser provides protection against key theft, requiring the driver to enter an additional keycode. The unit automatically arms itself whenever the vehicle is turned off, and features valet mode for hassle-free lending

Add an additional layer of security



If the unique 4-digit code is not entered correctly up to 15 seconds before ignition, the vehicle will not be functional. To deter code guessing, the keypad locks for one minute after 3 incorrect attempts.

Automatic arming



The immobiliser can be armed either manually or automatically, arming the vehicle 30 seconds after the vehicle is turned off.


With automatic arming, you'll never forget to immobilise your vehicle.

Valet mode



Valet mode temporarily prevents the system from auto-arming, allowing others to drive the vehicle without the need to enter the PIN. If the vehicle is driven for over 15 minutes while in valet mode, the PIN will need to be entered again once it stops. This function is ideal when leaving the vehicle with valet parking or mechanical service.


2 Point Immobilisation



This unit is a 2-point immobiliser, meaning relays can cut off both the starter motor and fuel pump, providing a two-pronged method of vehicle immobilisation

Read More About This Manual & Download PDF:

Documents / Resources

The image shows the AVS CAR SECURITY 3010 Engine Immobiliser unit, which is a small black electronic device. It is connected to a blue car. A keypad is also shown, which is used to operate the immobiliser. The text on the image highlights features like 'Protection from key theft', 'Add an additional layer of security', and 'Automatic arming'.

AVS CAR SECURITY 3010 Engine Immobiliser with Keypad [pdf] Instruction Manual
3010 Engine Immobiliser with Keypad, 3010, Engine Immobiliser with Keypad, Immobiliser with Keypad, Keypad

References

- [User Manual](#)

Manuals+. Privacy Policy

This website is an independent publication and is neither affiliated with nor endorsed by any of the trademark owners. The "Bluetooth®" word mark and logos are registered trademarks owned by Bluetooth SIG, Inc. The "Wi-Fi®" word mark and logos are registered trademarks owned by the Wi-Fi Alliance. Any use of these marks on this website does not imply any affiliation with or endorsement.