

# Avery X10107 Design and Print Software User Guide

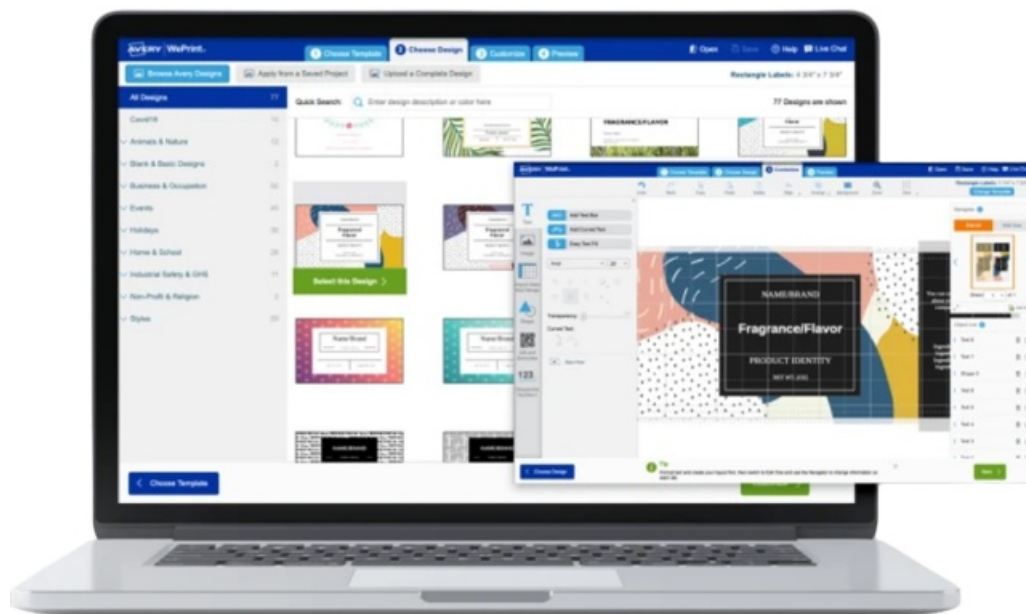
[Home](#) » [Avery](#) » Avery X10107 Design and Print Software User Guide 

## Contents

- 1 Avery X10107 Design and Print Software
- 2 Product Information
- 3 Product Usage Instructions
- 4 Product Software and Product Support
- 5 DESIGN AND PRINT
- 6 SOFTWARE AND PRODUCT SUPPORT
- 7 LABELS FOR BEVERAGES
- 8 Avery Nordic
- 9 Documents / Resources
  - 9.1 References



**Avery X10107 Design and Print Software**



## Product Information

The Avery Design & Print Software allows users to create professional and personalized labels easily. With the software, users can insert text, images, barcodes, serial numbers, logos, and more to design their labels. The software is available online for free, and users can access it by visiting the Avery website in Denmark, Sweden, or Norway. Additionally, Avery offers a wide range of label materials for beverages, including white folie, transparent folie, and creamy white structured.

## Product Usage Instructions

1. Visit the Avery website in Denmark, Sweden, or Norway at [www.avery.dk](http://www.avery.dk) | [www.avery.se](http://www.avery.se) | [www.avery.no](http://www.avery.no)
2. Select “gratis skabeloner/mallar/designmalar” in the top bar menu
3. Enter the specific software code found on the front of your packaging to access the Avery Design & Print Software
4. Design your label using the software by following the guidelines and exploring the design opportunities
5. Print the label and apply it to your product

## Product Software and Product Support

If you have any questions or comments about the software or label products, you can contact Avery directly through email at [nordic@avery.com](mailto:nordic@avery.com) or by calling their Consumer Service Center. The phone numbers for Denmark, Sweden, and Norway are listed below:

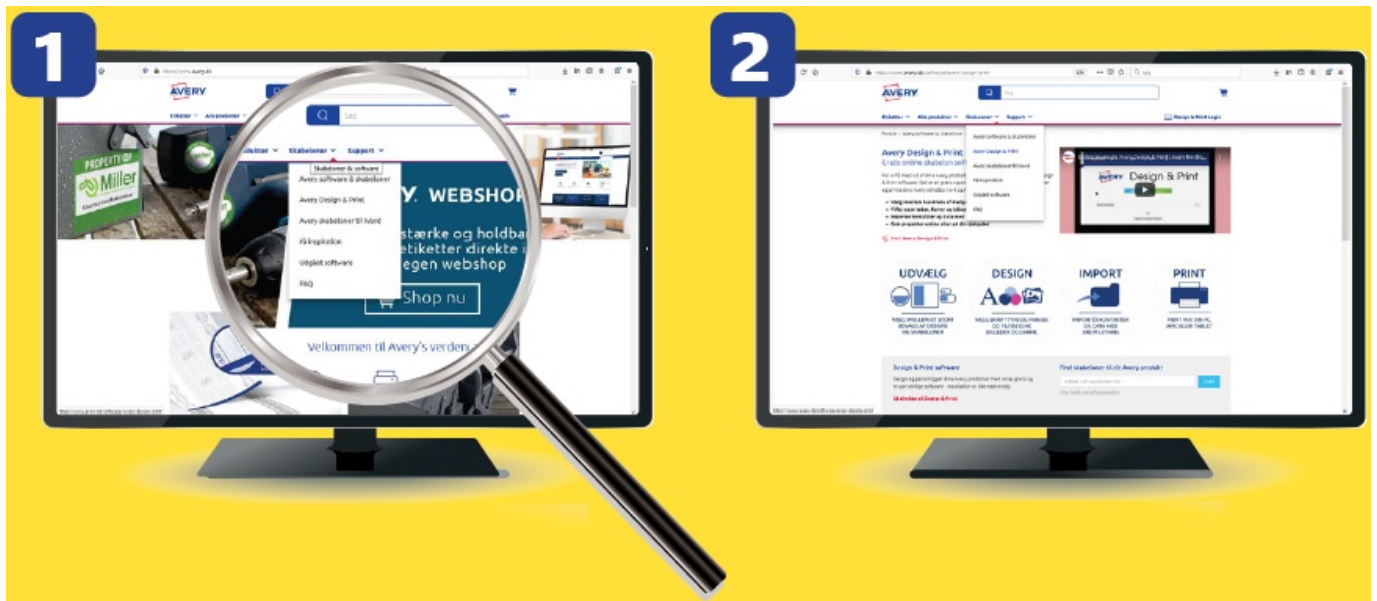
- **DK:** 70 10 18 00
- **SE:** 08-408 398 22
- **NO:** 23 96 07 71

For more product information, visit the Avery website in Denmark, Sweden, or Norway where you can find product inspiration, material descriptions, and labeling information.

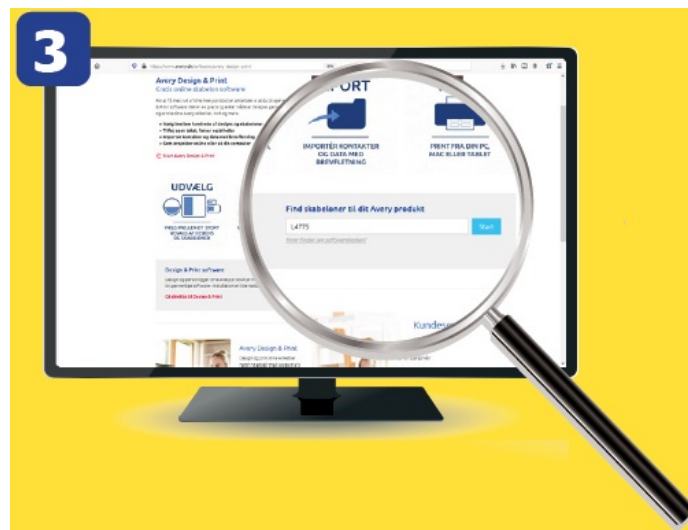
## DESIGN AND PRINT

### DESIGN AND PRINT YOUR LABELS EASILY!

Create professional, personalized labels in minutes by using Avery Design & Print Software



1. Visit [www.avery.dk/se/no](http://www.avery.dk/se/no) and select “gratis skabeloner/mallar/designmaler” in the top bar menu
2. Select Avery Design & Print



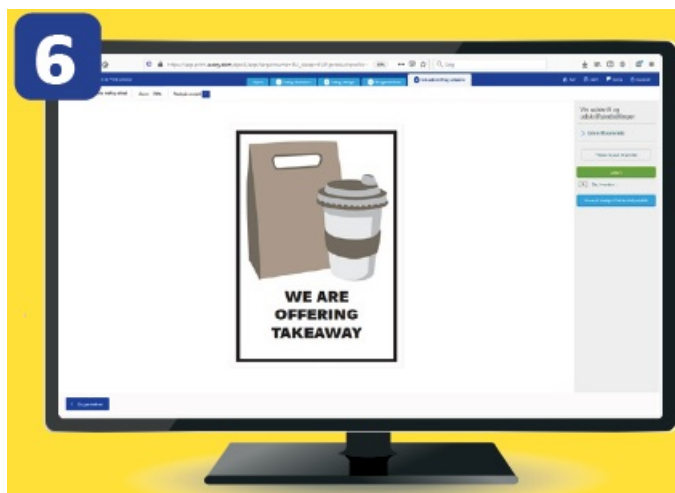
3. Go to ‘find skabeloner til dit Avery produkt/Hitta mallar till din Avery-produkt/Finn sjablonger til Avery-produkter’ and enter the specific code. You will find the software code on the front of your packaging



4. Our free online software starts and you can easily design your labels. Follow the guidelines in the software and

explore the wide selection of design opportunities. You can insert text, images, bar codes, serial numbers, logos etc.

5. **Ready to print?!** Click on the green button and follow the guidelines.



6. Print and apply.

## SOFTWARE AND PRODUCT SUPPORT

We welcome your questions and comments. If you would like to contact us directly, you can send us an email at [nordic@avery.com](mailto:nordic@avery.com) or call our Consumer Service Center.

### Please dial

- **DK:** 70 10 18 00
- **SE:** 08-408 398 22
- **NO:** 23 96 07 71

For more product information, please visit our websites on [www.avery.dk](http://www.avery.dk) | [www.avery.se](http://www.avery.se) | [www.avery.no](http://www.avery.no) where you will find product inspiration, material descriptions, product information, our free online software and lots of other labeling information.

## LABELS FOR BEVERAGES

### (BOTTLES, CANS, BOTTLE NECKS AND CAPS)


Get inspired by our wide range. Available in three materials white folie, transparent folie and creamy white structured

- **Software Code:** 202×120-R
- **Software Code:** 79×187-R
- **Software Code:** 202×86-R
- **Software Code:** 89×101-O
- **Software Code:** 62-89-R
- **Software Code:** 50×25-R
- **Software Code:** 20-RND

**Avery Nordic**

- Valdemarshaab 11 DK-4600 Køge
- **Tel:** +45 70 10 18 00
- [www.avery.eu](http://www.avery.eu)
- **e-mail:** [nordic@avery.com](mailto:nordic@avery.com)

## Documents / Resources

	<p><a href="#">Avery X10107 Design and Print Software</a> [pdf] User Guide</p> <p>X10107 Design and Print Software, X10107, Design and Print Software, Print Software, Software</p>
---	---

## References

- [Avery® etiketter til ethvert formål | Avery](#)
- [Blank Labels | Personalised Labels & Stickers | UK Supplier | Avery UK | Avery](#)
- [Avery® etiketter til alle formål | Avery](#)
- [Avery® din leverantör av etiketter till alla tänkbare ändamål | Avery](#)

Manuals+.