



AVARRO 0E-EXT4KKVM Hdmi Extender with Usb 2.0 User Manual

[Home](#) » [AVARRO](#) » AVARRO 0E-EXT4KKVM Hdmi Extender with Usb 2.0 User Manual 

AVARRO 0E-EXT4KKVM Hdmi Extender with Usb 2.0 User Manual



Contents

- [1 Introduction](#)
- [2 Features](#)
- [3 Package Contents](#)
- [4 Panel](#)
- [5 Receiver](#)
- [6 Specification](#)
- [7 Installation and Wiring](#)
- [8 Wiring](#)
- [9 Limited Warranty](#)
- [10 CUSTOMER SUPPORT](#)
- [11 Documents / Resources](#)
 - [11.1 References](#)
- [12 Related Posts](#)

Introduction

Overview

This product is an HDMI extender, it extends full HD HDMI signal up to 80m/260ft via a single Cat 5e/6 or better cable. It supports USB 2.0 passthrough. With USB Host Connector in transmitter, and USB Device Connectors in receiver, it provides remote source PC control with keyboard and mouse, interactive display operation, data transmission and USB streaming over distances up to 80m/260ft. It has many professional designs which suitable for various application scenario, especially for engineering project usage. Two-way PoC (Power over Cable), integrates power into the Cat 5e/6 cable, only one power adapter is needed to either transmitter or receiver.

Features

- Extends full HD HDMI signal up to 80m/260ft via a single Cat 5e/6/6a/7 cable.
- Extends high speed USB 2.0 signal (480Mbps) up to 80m/260ft, provides 2 x USB 2.0 ports at display end.
- Supports bi-directional PoC (Power over Cable),, only one power adapter is needed to either transmitter or receiver.
- Auto EDID management automatically adjusts to overcome compatibility issues.
- Plug and play, no driver needed.

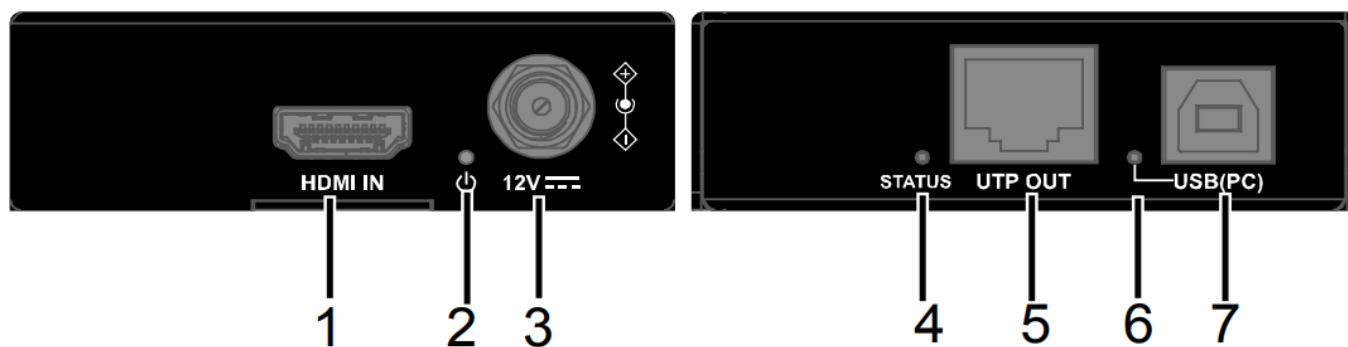
Package Contents

Before you start the installation of the product, please check the package contents:

- 1 x 0E-EXT4KKVM Transmitter
- 1 x 0E-EXT4KKVM Receiver
- 1 x DC 12V Power Adapter with US Pins
- 1 x USB 2.0 Type-A to Type-B cable (L=1.5m)
- 4 x Mounting Brackets (with Screws)
- 1 x User Manual

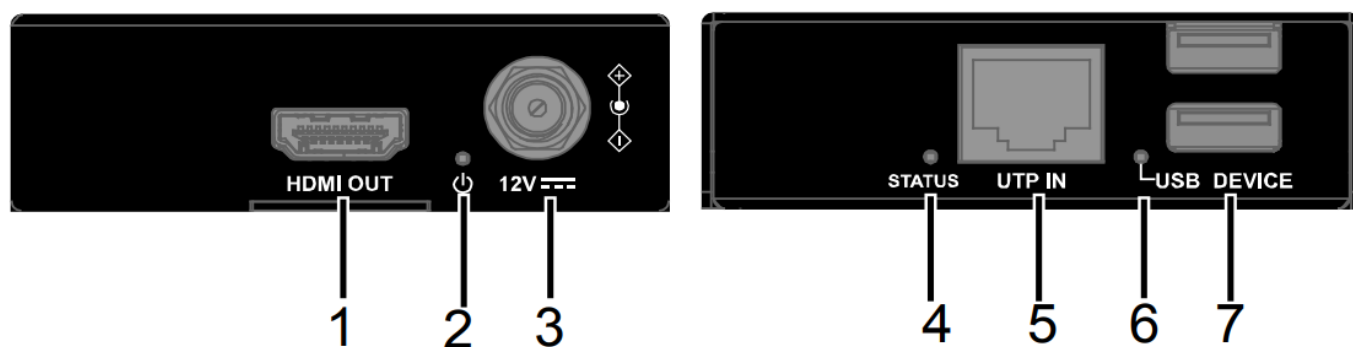
Panel

Transmitter



No.	Name	Description
1	HDMI IN	Connect to an HDMI source device.
2	POWER LED	ON: The transmitter is powered on. OFF: The transmitter is powered off.
3	DC 12V	Connect to the power adapter provided. With bi- directional PoC supported, one power adapter is needed to be connected to transmitter or receiver to power both units.
4	STATUS LED	ON: HDMI data is being transmitted. OFF: No signal.
5	UTP OUT	Connect to the UTP IN port of the receiver.
6	USB (PC) LED	BREATHING STATUS: No USB device is connected. SOLID ON: USB device is linked. FLASHING: USB data is being transmitted.
7	USB (PC)	Connect to a computer.

Receiver



No.	Name	Description
1	HDMI OUT	Connect to an HDMI display device
2	POWER LED	ON: The receiver is powered on. OFF: The receiver is powered off.
3	DC 12V	Connect to the power adapter provided. With bi- directional PoC supported, one power adapter is needed to be connected to transmitter or receiver to power both units.
4	STATUS LED	ON: HDMI data is being transmitted. OFF: No signal.
5	UTP IN	Connect to UTP OUT port of the transmitter.
6	USB DEVICE LED	BREATHING LED: No USB device is connected. SOLID ON: USB devices are linked. FLASHING: USB data is being transmitted.
7	USB DEVICE	Connect to the USB devices.

Specification

Technical	
Video Signal Type	HDMI 1.3 with HDCP 1.4
Input/output Resolution Support	1080P@60/50/30/25Hz, 720P@60/50Hz, 480P@60Hz
Audio Format Supported	PCM 2.0
Maximum Data Rate	6.75Gbps
Maximum Pixel Clock	225MHz
Transmission Distance	HDMI Signal: Up to 80m/260ft via Cat 5e/6/6a/7 cable. USB Signal: Up to 80m/260ft.

General	
Operating Temperature	0°C to 45°C (32°F to 113°F)
Storage Temperature	-20°C to 70°C (-4°F to 158°F)
Humidity	10% to 90%, non-condensing
ESD Protection	Human-body Model: ±8kV (Air-gap discharge)/ ±4kV (Contact discharge)
Power Supply	DC 12V 2A
Power Consumption (Max)	≤6.3 W (Pair)
Device Dimension (W x H x D)	9.82cm ×2.3cm ×7.5cm/3.87" x 0.91" x 2.95"
Product Weight	0.22kg/0.48lb

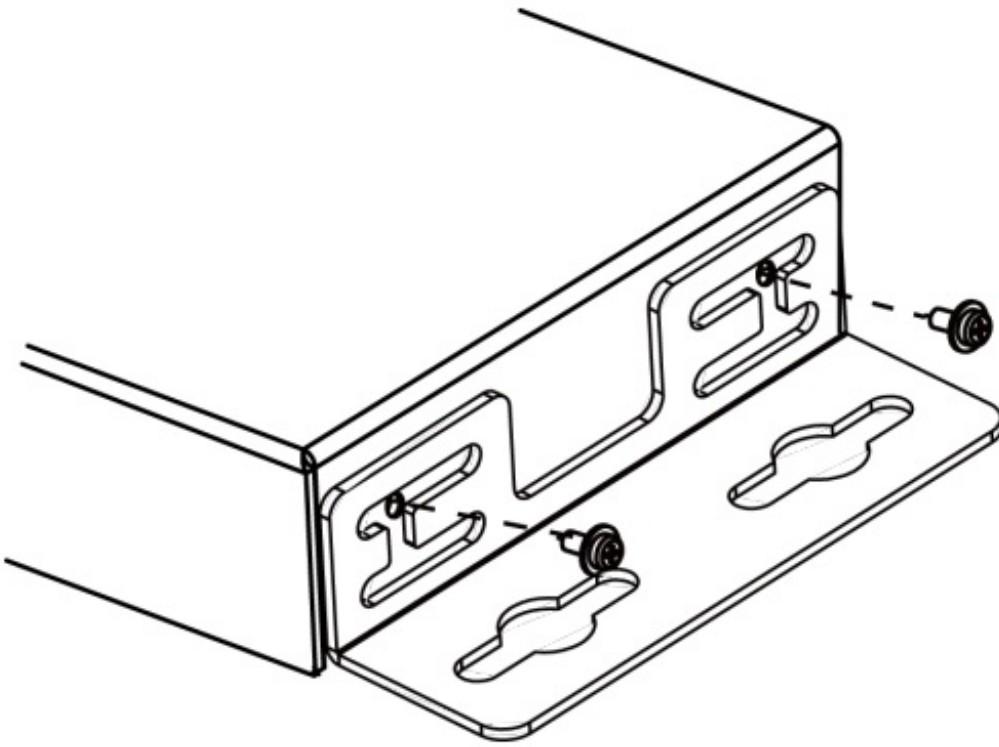
Installation and Wiring

Brackets Installation

Note: Before installation, please ensure the device is disconnected from the power source.

Steps to install the device in a suitable location:

1. Attach the installation bracket to the enclosure using the screws that were provided in the package separately.
2. The bracket is attached to the enclosure as shown.
3. Repeat steps from 1 to 2 for the other side of the transmitter.
4. Mount and secure the transmitter to a surface or a suitable location with the mounting screws (provided by others).
5. Repeat steps from 1 to 4 to install the receiver.



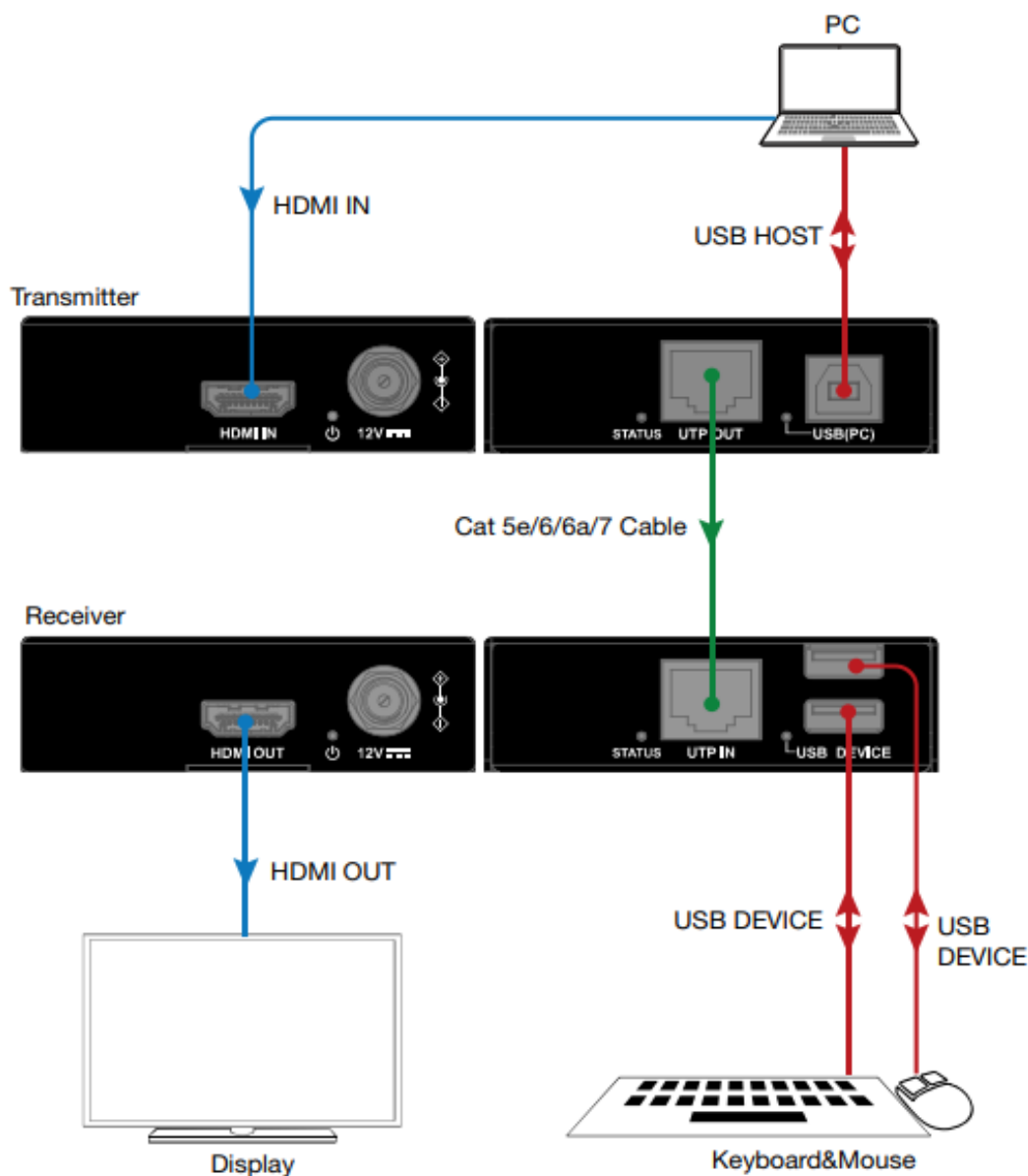
Wiring

Warnings:

- Before wiring, disconnect the power from the device.
- During wiring, connect and disconnect the cables gently.

Steps for device wiring:

1. Connect an HDMI source (such as Blu-ray player) to HDMI IN port of the transmitter.
2. Connect UTP OUT port of transmitter to UTP IN port of receiver using a Cat 5e/6/6a/7 cable.
3. Connect an HDMI display (such as TV) to HDMI OUT port of the receiver.
4. Connect a USB HOST PC to USB (PC) port of the transmitter, and connect USB devices such as keyboard, mouse and USB camera to USB DEVICE ports of the receiver.
The USB devices connected can be connected to the HOST PC to control it.
5. Connect the provided power adapter to the transmitter or receiver. With bidirectional PoC function supported, only one power adapter is needed to power both units.
6. Power on all attached devices.



Limited Warranty

Limited Warranty

General

Subject to the terms and conditions of this Limited Warranty, from the date of sale through the period of time for product categories specified in Section 1(b), ADI warrants AVARRO branded products to be free from defects in materials and workmanship under normal use and service, normal wear and tear excepted.

Except as required by law, this Limited Warranty is only made to Buyer and may not be transferred to any third party.

ADI shall have no obligation under this Limited Warranty or otherwise if:

- The product is improperly installed, applied or maintained;
- The product is installed outside of stated operating parameters, altered, or improperly services or repaired;
- Damage is caused by outside natural occurrences, such as lightning, power surges, fire, floods, acts of nature, or the like.
- Defects resulting from unauthorized modification, misuse, vandalism, or other causes unrelated to defective materials or workmanship, or failures related to batteries of any type used in connection with the products sold hereunder.

ADI only warrants those products branded AVARRO and sold by ADI. Any other products branded by third parties are warranted by the third party manufacturer for a period as defined by the third party manufacturer, and ADI assigns to Buyer those warranties and only those warranties extended by such third party manufacturers or vendors for non-ADI branded products. ADI does not itself warrant any non-ADI branded product and sells only on an as is basis in accordance with ADI's terms and conditions of sale.

Specific Warranties for product categories are as follows:

Product Categories	Warranty Period
HDMI Distribution	2 years

EXCLUSION OF WARRANTIES, LIMITATION OF LIABILITY

THERE ARE NO WARRANTIES OR CONDITIONS, EXPRESS OR IMPLIED, OF MERCHANTABILITY, OR FITNESS FOR A PARTICULAR PURPOSE OR OTHERWISE, WHICH EXTEND BEYOND THE DESCRIPTION ON THE FACE HEREOF. TO THE FULLEST EXTENT PERMITTED BY LAW, IN NO CASE SHALL ADI BE LIABLE TO ANYONE FOR ANY (I) CONSEQUENTIAL, INCIDENTAL, INDIRECT, SPECIAL, OR PUNITIVE DAMAGES ARISING OUT OF OR RELATING IN ANY WAY TO THE PRODUCT AND/OR FOR BREACH OF THIS OR ANY OTHER WARRANTY OR CONDITION, EXPRESS OR IMPLIED, OR UPON ANY OTHER BASIS OF LIABILITY WHATSOEVER, EVEN IF THE LOSS OR DAMAGE IS CAUSED BY ADI'S OWN NEGLIGENCE OR FAULT AND EVEN IF ADI HAS BEEN ADVISED OF THE POSSIBILITY OF SUCH LOSSES OR DAMAGES.

Any product description (whether in writing or made orally by ADI or ADI's agents), specifications, samples, models, bulletin, drawings, diagrams, engineering sheets, or similar materials used in connection with the Buyer's order are for the sole purpose of identifying ADI's products and shall not be construed as an express warranty or condition. Any suggestions by ADI or ADI's agents regarding use, applications or suitability of the products shall not be construed as an express warranty or condition unless confirmed to be such in writing by ADI. ADI does not represent that the products it sells may not be compromised or circumvented; that the products will prevent any personal injury or property loss by burglary, robbery, fire or otherwise, or that the products will in all cases provide adequate warning or protection. Buyer understands and will cause its customer to understand that a properly installed and maintained product is not insurance or guarantee that such will not cause or lead to personal injury or property loss.

CONSEQUENTLY, ADI SHALL HAVE NO LIABILITY FOR ANY PERSONAL INJURY, PROPERTY DAMAGE OR OTHER LOSS BASED ON ANY CLAIM AT ALL INCLUDING A CLAIM THAT THE PRODUCT FAILED TO GIVE WARNING.

However, if ADI is held liable whether directly or indirectly for any loss or damage with respect to the products it sells, regardless of cause or origin, its maximum liability shall not in any case exceed the purchase price of the product, which shall be fixed as liquidated damages and not as a penalty and shall be the complete and exclusive remedy against ADI.

Limitation on Liability to Buyer's Customers.

Buyer agrees to limit liability to its customers to the fullest extent permitted by law. Buyer acknowledges that ADI shall only be deemed to give consumers of its products such statutory warranties as may be required by law and at no time shall Buyer represent to its customers and/or users of ADI products that ADI provides any additional warranties. By accepting the products, to the fullest extent permitted by law, Buyer assumes all liability for, and agrees to indemnify and hold ADI harmless against and defend ADI from, any and all suits, claims, demands, causes of action and judgments relating to damages, whether for personal injury or to personal property, suffered by any person, firm, corporation or business association, including but not limited to, Buyer's customers and/or users of the products because of any failure of the products to detect and/or warn of the danger for which the goods were designed or any other failure of the products whether or not such damages are caused or contributed to by the sold or joint concurring negligence or fault of ADI.

Returns

Subject to the terms and conditions listed below, during the applicable warranty period, ADI will replace Product or provide a credit at purchase at its sole option free of charge any defective products returned prepaid. Any obligations of ADI to replace Limited Lifetime warranty products pursuant to this warranty which result from defect are limited to the availability of replacement product. ADI reserves the right to replace any such products with the then currently available products, or provide a credit in its sole discretion. In the event Buyer has a problem with any ADI product, please call your local ADI branch for return instructions:

Be sure to have the model number and the nature of the problem available.

In the event of replacement, the return product will be credited to Buyer's account and a new invoice issued for the replacement item. ADI reserves the right to issue a credit only in lieu of replacement.

If any AVARRO branded products are found to be in good working order or such product's inability to function properly is a result of user damage or abuse, the product will be returned to Buyer in the same condition as received and Buyer shall be responsible for any return freight changes.

Governing Law

The laws of State of New York apply to this Limited Warranty.

Miscellaneous


Where any term of this Limited Warranty is prohibited by such laws, it shall be null and void, but the remainder of the Limited Warranty shall remain in full force and effect.

CUSTOMER SUPPORT

For US call 1-800-233-6261
For Canada call 877-234-7378
For Puerto Rico call 787-793-8830



Documents / Resources

	<p>AVARRO 0E-EXT4KKVM Hdmi Extender with Usb 2.0 [pdf] User Manual 0E-EXT4KKVM Hdmi Extender with Usb 2.0, 0E-EXT4KKVM, Hdmi Extender with Usb 2.0, Extender with Usb 2.0, Usb 2.0</p>
---	--

References

-  [AVARRO](#)