

Avantree C81 Bluetooth USB C External Audio Transmitter



Avantree C81 Bluetooth USB C External Audio Transmitter User Guide

[Home](#) » [Avantree](#) » Avantree C81 Bluetooth USB C External Audio Transmitter User Guide 

Contents

- [1 Avantree C81 Bluetooth USB C External Audio Transmitter](#)
- [2 Product Information](#)
- [3 Product Usage Instructions](#)
- [4 Box Content](#)
- [5 INSTRUCTION](#)
- [6 Microphone](#)
- [7 Documents / Resources](#)
 - [7.1 References](#)



Avantree C81 Bluetooth USB C External Audio Transmitter



Product Information

Specifications:

- Model No: BTDG-C81
- Box Content: Quick Start Guide C81, USB A to Type C Cable, 3.5mm Microphone Adapter (For PS4/PS5 Controller)

Product Usage Instructions

Connecting the C81:

Plug the C81 into the USB-C port of your device.

Pairing:

For non-1st time use, manually enter C81 into pairing mode by pressing and holding the MFB until the LED flashes blue and white.

Initial Pairing:

For 1st-time use, the C81 will enter pairing mode automatically with the LED flashing blue and white. Put your headphone/speaker into Bluetooth pairing mode.

Setting as Default Input/Output Device:

Set the C81 as your default input/output device in your computer or gaming console's audio settings menu.

Talk Mode:

Once in talk mode, the LED on C81 will turn solid white. It works differently on Windows PC/Macbook compared to Linux and Chromebooks; refer to the manual for specific instructions.

PS5 Compatibility:

Connect to Bluetooth headphones following specific steps for PS5 compatibility through the C81.

Frequently Asked Questions (FAQ)

Q: My headphones are not pairing?

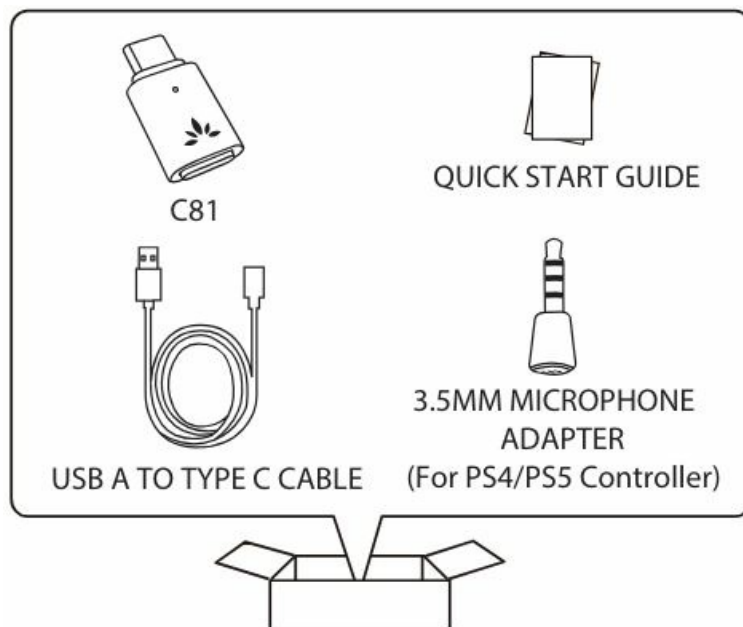
A: Make sure Bluetooth is disabled on other devices to avoid accidental connections. Ensure your headphones are Bluetooth-enabled.

Q: How to connect the mini mic to the controller?

A: Plug the included mini mic into the controller, disable Switch Output Device Automatically, and adjust the settings accordingly.

Box Content

Was ist in der Box




Compatibility



INSTRUCTION

1. Plug the C81 into USB C port



2. 1st-time use the C81 will enter pairing mode automatically, the LED will flash BLUE & WHITE”



3. Non-1st time use, manually enter C81 into pairing mode: Press & Hold MFB until LED flashes BLUE & WHITE



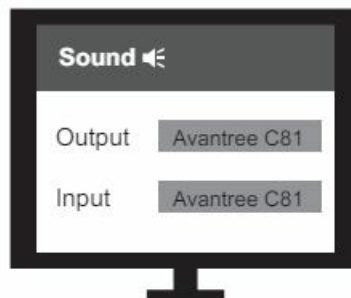
4. Put your Headphone/Speaker into “Bluetooth Pairing Mode”. Please refer to your device’s user manual.



5. Once connected, LED on C81 will turn SOLID BLUE



6. Set C81 as your default Input/Output device in your Computer/ Gaming Console's audio settings menu.



Microphone

Once in talk mode, LED on C81 will turn SOLID WHITE.

1. Work with Windows PC/ Macbook – Auto switch between talk mode & music mode.
2. Work with Linux and Chromebook – Double-click MFB to turn on Microphones

Work with PS5



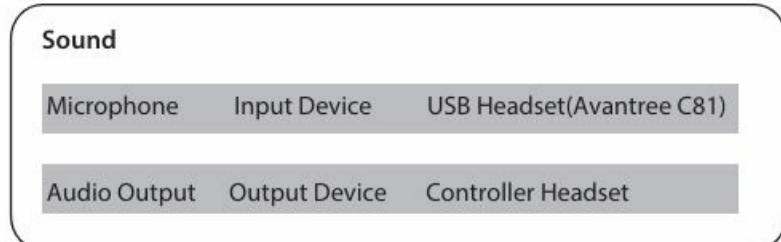
1. Connect to Bluetooth headphones – Follow the steps 2 3 4, The pairing / connection happens through the C81, not your PS5's "Bluetooth accessories".

My headphones won't pair

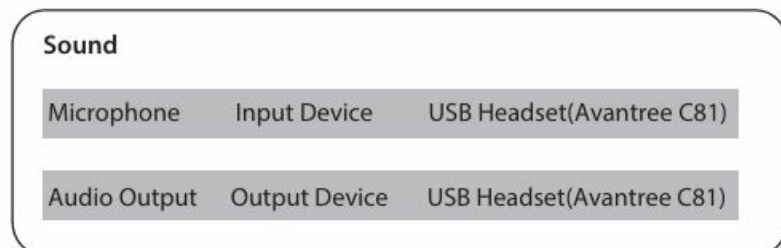
1. Ensure Bluetooth is disabled on devices like phone or smart watch to prevent accidental connection;
2. Ensure headphones are Bluetooth enabled as some headphones like "Sony PULSE 3D" or "Turtle Beach Stealth 600 Gen 2" use 2.4G technology and cannot connect to phones or C81.

PS5 Set up

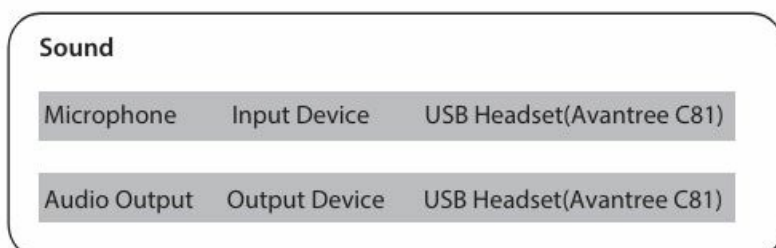
1. Plug the included mini mic into the controller, disable "Switch Output Device Automatically", then do the following settings:



2. Alternatively, with the built-in microphone of your own headphones, configure the following settings and double-click the MFB:



3. Furthermore, use headsets that support Faststream codec like Avantree Aria:



Contact Us

avantree.com/submit-a-ticket
support@avantree.com

USA / Canada: +1800 232 2078
(US Toll Free, 9am-6pm PST, Mon-Fri)

UK: +44 20 8068 2023
(9am-6pm, GMT, Mon-Sat)

Model No:BTDG-C81-BLK
Dispose of the packaging and this product in accordance with the latest provisions.

Visit avantree.com/c81/ps5 for step-by-step video guide

Documents / Resources



[Avantree C81 Bluetooth USB C External Audio Transmitter](#) [pdf] User Guide
C81 Bluetooth USB C External Audio Transmitter, USB C External Audio Transmitter, External Audio Transmitter, Audio Transmitter, Transmitter

References

- [Submit a Ticket For Customer Service | Avantree](#)
- [User Manual](#)

[Manuals+](#), [Privacy Policy](#)

This website is an independent publication and is neither affiliated with nor endorsed by any of the trademark owners. The "Bluetooth®" word mark and logos are registered trademarks owned by Bluetooth SIG, Inc. The "Wi-Fi®" word mark and logos are registered trademarks owned by the Wi-Fi Alliance. Any use of these marks on this website does not imply any affiliation with or endorsement.