



# Avantree BTDG-C81 Bluetooth USB C External Audio Transmitter User Guide

[Home](#) » [Avantree](#) » Avantree BTDG-C81 Bluetooth USB C External Audio Transmitter User Guide 

## Contents

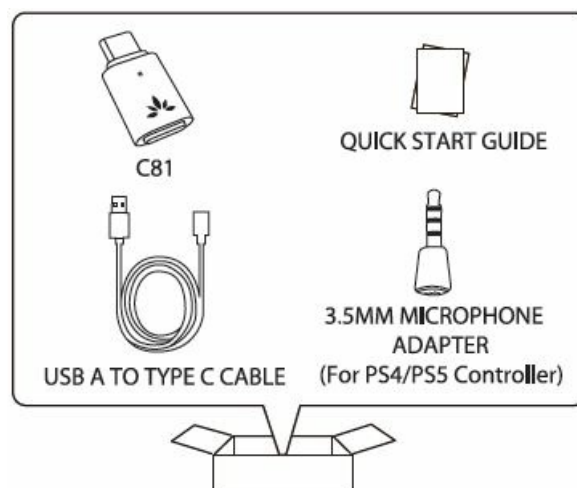
- [1 Avantree BTDG-C81 Bluetooth USB C External Audio Transmitter](#)
- [2 Box Content](#)
- [3 Compatibility](#)
- [4 How to use](#)
- [5 Microphone](#)
- [6 Work with PS5](#)
- [7 Online Support](#)
- [8 Troubleshooting & FAQ](#)
- [9 Contact Us](#)
- [10 Warranty](#)
- [11 Documents / Resources](#)
- [12 Related Posts](#)



**Avantree BTDG-C81 Bluetooth USB C External Audio Transmitter**



## Box Content

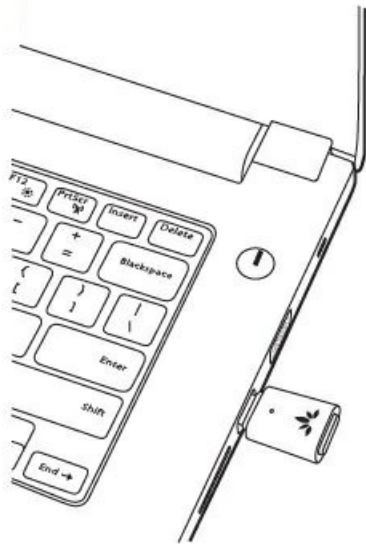


## Compatibility



## How to use

1. Plug the C81 into the USB C port



2. 1st-time use the C81 will enter pairing mode automatically, and the LED will flash BLUE & WHITE"



3. Non-1st time use, manually enter C81 into pairing mode: Press & Hold MB until LED flashes BLUE & WHITE



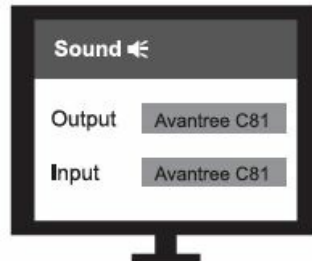
4. Put your Headphone/Speaker into "Bluetooth Pairing Mode". Please refer to your device's user manual.



5. Once connected, the LED on C81 will turn SOLID BLUE



- Set C81 as your default Input/Output device in your Computer/Gaming Console's audio settings menu.



## Microphone


**Once in talk mode, the LED on C81 will turn SOLID WHITE.**

- Work with Windows PC/ Macbook – Auto switch between talk mode & music mode.
- Work with Linux and Chromebook – Double-click MB to turn on Microphones.

## Work with PS5



- Connect to Bluetooth headphones – Follow steps 2, and 3, 4 The pairing/connection happens through the C81, not your PS5's "Bluetooth accessories".
- PS5 Set up

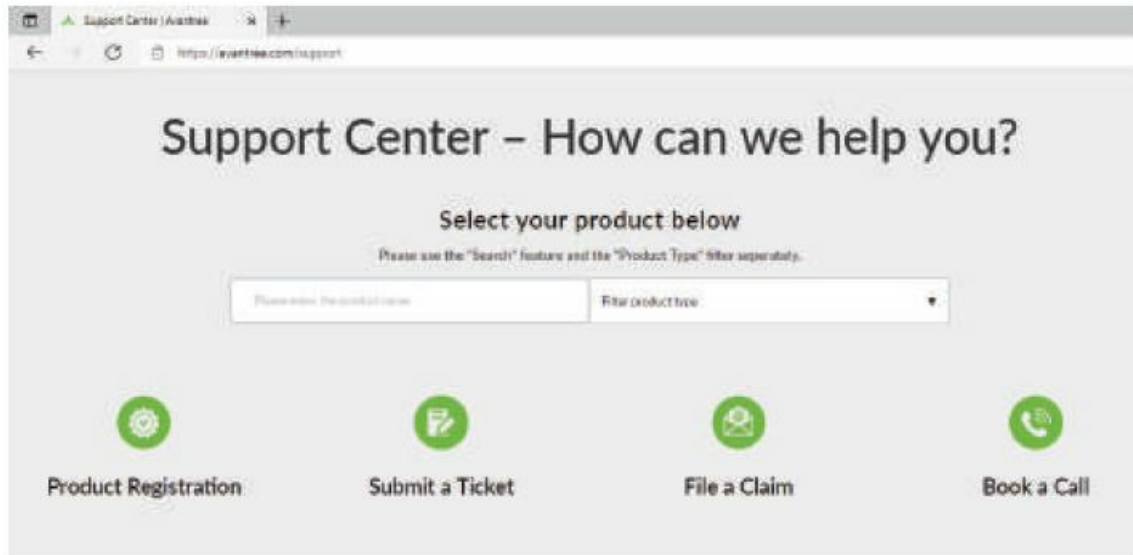


- Microphone

**Once in talk mode, the LED on C81 will turn SOLID WHITE.**

1. Use your headphones' built-in mic. Double-click the MB to turn on the mic and get a mono sound.
2. Use the included mic or Avantree Faststream Bluetooth headphones. With these, you can get stereo sound.

## Online Support



## Troubleshooting & FAQ

1. Cannot Pair?
2. Microphone not Working?
3. No Sound / Not Working?

More FAQs and User tips are available online.

Visit [avantree.com/support/c81](https://avantree.com/support/c81).

## Contact Us

	<a href="https://avantree.com/submit-a-ticket">avantree.com/submit-a-ticket</a>
	<a href="mailto:support@avantree.com">support@avantree.com</a>
	<p><b>USA / Canada:</b> +1800 232 2078 (US Toll Free, 9am-6pm PST, Mon-Fri )</p> <p><b>UK:</b> +44 20 8068 2023 (9am-6pm, GMT, Mon-Sat)</p> <p><b>DE:</b> +49 32221097297 (11am-9pm, CET, Mon-Sat )</p> <p><b>FR:</b> + 33 176340312 (11am-9pm, CET, Mon-Sat )</p> <p><b>IT:</b> +39 06 9480 3330 (9am-6pm, CET, Mon-Sat )</p> <p><b>ES:</b> + 34 931786261 (9am-6pm, CET, Mon-Sat )</p> <p><b>AU:</b> + 61 2 8310 9897 (11am-7pm, Sydney Time, Mon-Fri)</p>

## Warranty

Register for your extended 24-month warranty at  
[avantree.com/product-registration](https://avantree.com/product-registration).

### Model No: BTDG-C81-BLK

Dispose of the packaging and this product in accordance with the latest provisions.

### IMPORTANT NOTICE

Please watch the step-by-step video tutorial from [avantree.com/c81/video](https://avantree.com/c81/video) before installation.

### FAQ Support:

[avantree.com/support/c81](https://avantree.com/support/c81).



## Documents / Resources



[Avantree BTDG-C81 Bluetooth USB C External Audio Transmitter](#) [pdf] User Guide  
BTDG-C81 Bluetooth USB C External Audio Transmitter, BTDG-C81, Bluetooth USB C External Audio Transmitter, External Audio Transmitter, Audio Transmitter, Transmitter

[Manuals+](#)