



# Auusda A23 Laptop Computer Backlit Keyboard Fingerprint User Guide

[Home](#) » [Auusda](#) » Auusda A23 Laptop Computer Backlit Keyboard Fingerprint User Guide 

## Contents

- [1 Auusda A23 Laptop Computer Backlit Keyboard Fingerprint](#)
- [2 Parts introduction](#)
- [3 Product Highlight](#)
- [4 Lights introduction](#)
- [5 Guarantee Item](#)
- [6 Documents / Resources](#)
- [7 Related Posts](#)

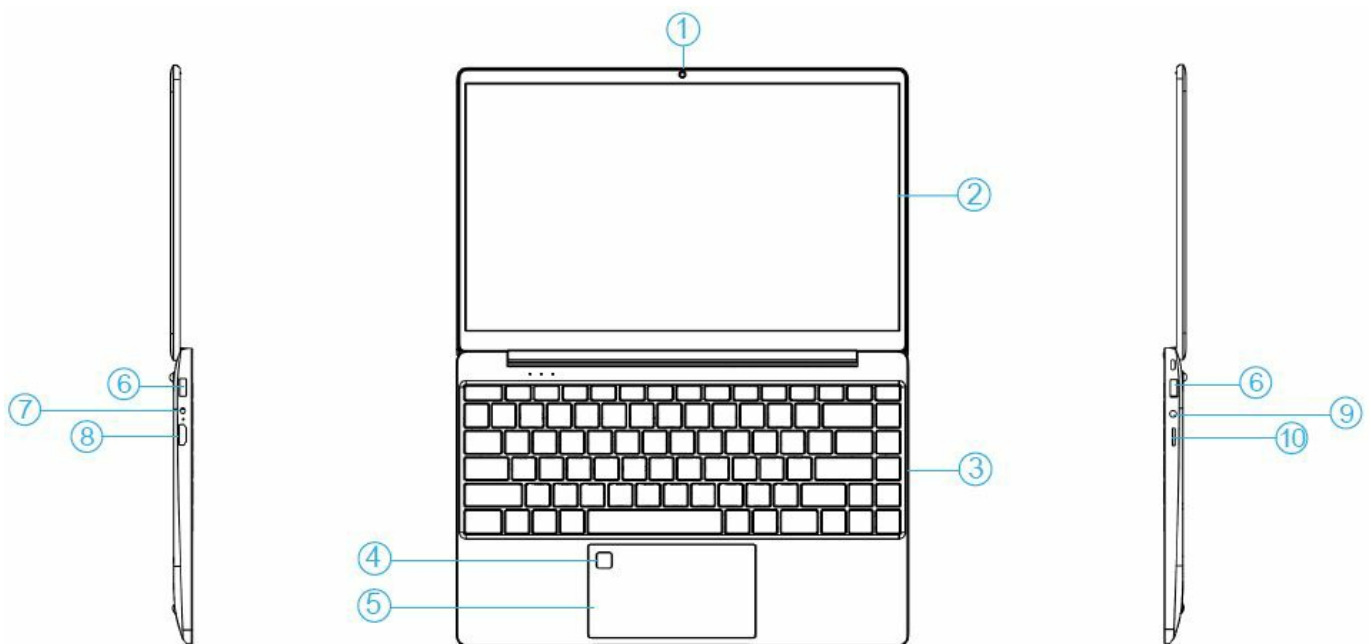
# Auusda

**Auusda A23 Laptop Computer Backlit Keyboard Fingerprint**



## Parts introduction

The following is indicative diagram, Actual product may be changed without prior notice.



1. Camera
2. Display
3. Keyboard
4. Fingerprint
5. Touch Pad
6. USB Port
7. DC Jack
8. HDMI

- 9. Headphone Jack
- 10. TF card slot





## Product Highlight

- Advanced dynamic power sharing between CPU/GPU, to enable high performance and low power consumption”
- High quality stable design based on Intel Master Reference Design.

## Special note

- Don't put anything between LCD screen and keyboard,such as pencil /pen Don't use cleaning agents to wipe the screen,Please make sure ventilation vents are not blocked to avoid overheating.

## Lights introduction

LED symbols	Content
	Colorful light shows that system is in power
	This light is on,indicating that the Caps Lock key is activated
	This light is on,indicating that the numeric keypad is on
	The battery LED is lit to indicate that the device is being charged

## Important notice



Make sure you don't block the openings provided for ventilation



Do not press or touch the display panel



Do not subject the computer to magnetic fields



Do not place on uneven or unstable work surface



Do not expose the computer to rain or moisture



DO NOT slam your notebook shut



Do not expose to direct sunlight



Do not use or store in extreme temperatures



DO NOT spray water or any other cleaning fluids directly on the display.



Do not place near fire or other sources of heat



Do not tamper with the batteries. Keep them away from children



If you are traveling with your computer, remember to carry it as hand luggage.

**To reduce the possibility of injuries or accidents of the computer, please be aware of the following mistakes**

- Do not obstruct the air vents for heat dissipation.
- Do not press or touch the display panel.
- Do not subject the computer to magnetic fields.
- Do not place on uneven or unstable work surface.
- Do not expose the computer to rain or moisture.
- DO NOT slam your notebook shut.
- Do not expose to direct sunlight.
- Do not use or store in extreme temperatures.
- DO NOT spray water or any other cleaning fluids directly on the display.
- Do not place the laptop near fire or other sources of heat.
- Do not tamper with the batteries. Keep them away from children.
- If you are traveling with your computer, remember to carry it in a hand luggage.

## WARRANTY CARD


<b>User Information</b>			
User Name		Contact phone	
Mailing Address			
Sales Information			
Distributor Address			
Product Model			
Contact phone		SaleDate	

<b>Commodity Maintenance Record</b>			
Ffdate	The diagnosis	Fault handling	Signature of repairman

### Guarantee Item

1. 7days upon date of pur chase, if there is function problem,we should offer the same item subject to goods and packing maintain perfect.
2. one year upon date of purchase, we will guarantee to keep the goods in repair (not including fittings).
3. Guarantee service is subject to normally using.
4. There is no warranty for any man-made damage (shell disassembly, hard disk replacement, system upgrade, abnormal use).

### Documents / Resources

	<a href="#">Auusda A23 Laptop Computer Backlit Keyboard Fingerprint</a> [pdf] User Guide A23 Laptop Computer Backlit Keyboard Fingerprint, A23, Laptop Computer Backlit Keyboard Fingerprint, Computer Backlit Keyboard Fingerprint, Backlit Keyboard Fingerprint, Keyboard Fingerprint, Fingerprint
---	---