

AUTOWIKI WJ20-0666 Tail Light



AUTOWIKI WJ20-0666 Tail Light User Manual

[Home](#) » [AUTOWIKI](#) » AUTOWIKI WJ20-0666 Tail Light User Manual 

Contents

- 1 AUTOWIKI WJ20-0666 Tail Light
- 2 Product Information
- 3 Product Usage Instructions
- 4 TAIL LIGHTS
- 5 REQUIRED TOOLS
- 6 Installation Instructions
- 7 Documents / Resources
 - 7.1 References
- 8 Related Posts

AUTOWIKI

AUTOWIKI WJ20-0666 Tail Light



Product Information

Specifications

- Model: WJ20-0666
- Compatibility: 2008-2013 Chevy Silverado 1500, 2008-2014 Chevy Silverado 2500 HD 3500 HD
- Fits Models with 3047 Reverse Light Bulb ONLY
- Not Compatible with: 2007 Classic Models, 2010-2011 Silverado with 921 Reverse Backup Bulbs, 10-13 Hybrid Models (with 4 sockets)

Product Usage Instructions

1. Ensure you have the required tools: Ratchet, Flathead Screwdriver, Phillips Screwdriver, Panel Remover.
2. Disconnect all the plugs of the original Brake/Turn Signal and Back-Up lights.
3. Remove the original Back-Up bulb and keep it for reuse.
4. Install the new Tail Lights using the provided 2 bolts.
5. Repeat steps 2-4 for the other side of the vehicle.
6. Reinstall the original removed parts and bolts to secure the new Tail Lights.

FAQ

- **Q: Can I install these Tail Lights on a 2007 Classic Model?**
A: No, these Tail Lights are not compatible with 2007 Classic Models.
- **Q: What type of bulb does it require for installation?**
A: These Tail Lights require a 3047 Reverse Light Bulb for installation.
- **Q: Do I need any additional tools for installation?**

A: The required tools for installation are a Ratchet, Flathead Screwdriver, Phillips Screwdriver, and Panel Remover.



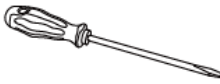
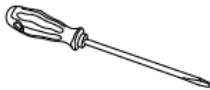

USER MANUAL

TAIL LIGHTS

Model.: WJ20-0666




- 2008-2013 Chevy Silverado 1500
- 2008-2014 Chevy Silverado 2500 HD 3500 HD
- Fits Models with 3047 Reverse Light Bulb ONLY
- NOT Compatible with 2007 Classic Models;
- NOT Compatible with 2010-2011 Silverado with 921 Reverse Backup Bulbs;
- Not fit for 10-13 Hybrid Models(with 4 sockets)




REQUIRED TOOLS

Socket	Ratchet	Flathead Screwdriver	Phillips Screwdriver	Panel Remover
				

Installation Instructions







- 19. Repeat the steps 3~18 for the other side.
- 20. Reinstall the original removed parts and bolt.

Documents / Resources



[AUTOWIKI WJ20-0666 Tail Light](#) [pdf] User Manual
WJ20-0666 Tail Light, WJ20-0666, Tail Light, Light

References

- User Manual

Manuals+, Privacy Policy

This website is an independent publication and is neither affiliated with nor endorsed by any of the trademark owners. The "Bluetooth®" word mark and logos are registered trademarks owned by Bluetooth SIG, Inc. The "Wi-Fi®" word mark and logos are registered trademarks owned by the Wi-Fi Alliance. Any use of these marks on this website does not imply any affiliation with or endorsement.