



AutoKit CarlinKit CCPA Wireless CarPlay Dongle for Android Head Unit Instruction Manual

[Home](#) » [AutoKit](#) » AutoKit CarlinKit CCPA Wireless CarPlay Dongle for Android Head Unit Instruction Manual 

AutoKit

A2208 INSTRUCTION MANUAL

Please read this instruction manual carefully before using the product, and keep it properly

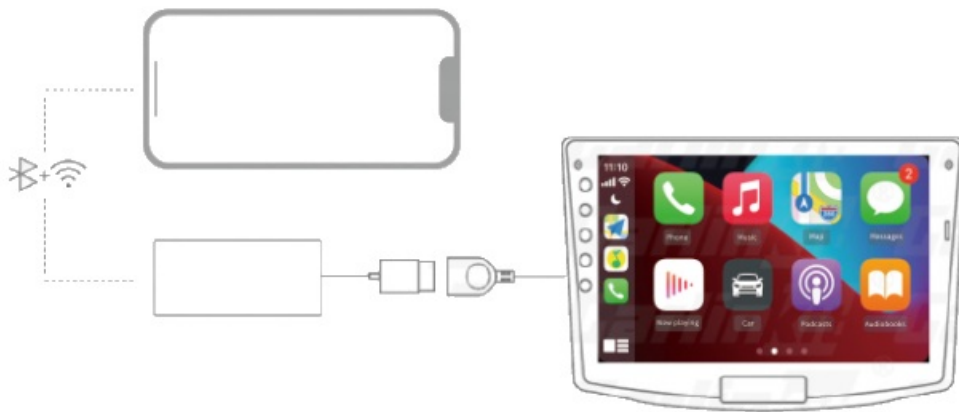
<https://autokitcarplay.com>

Contents

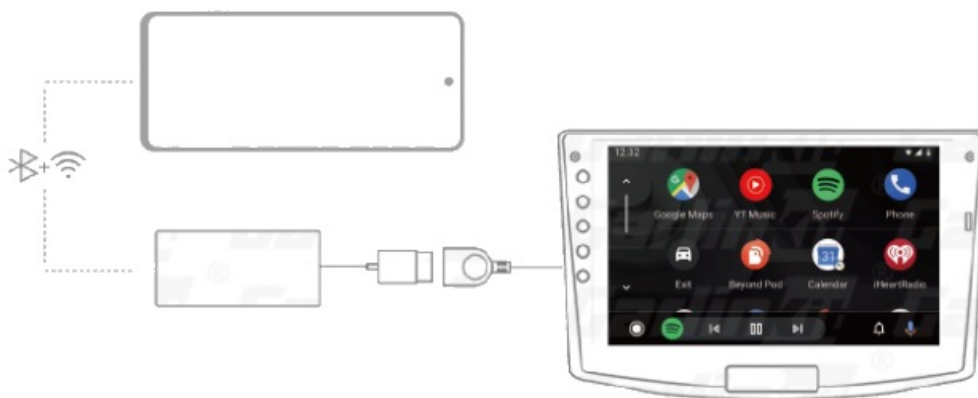
- 1 [Connection diagram](#)
- 2 [Product specifications](#)
- 3 [Application scope](#)
- 4 [APK installation method](#)
- 1
- 5 [APK installation method](#)
- 3
- 6 [Documents / Resources](#)
 - 6.1 [References](#)
- 7 [Related Posts](#)

Connection diagram

CarPlay connection



Android Auto connection (Optional function)



Product specifications

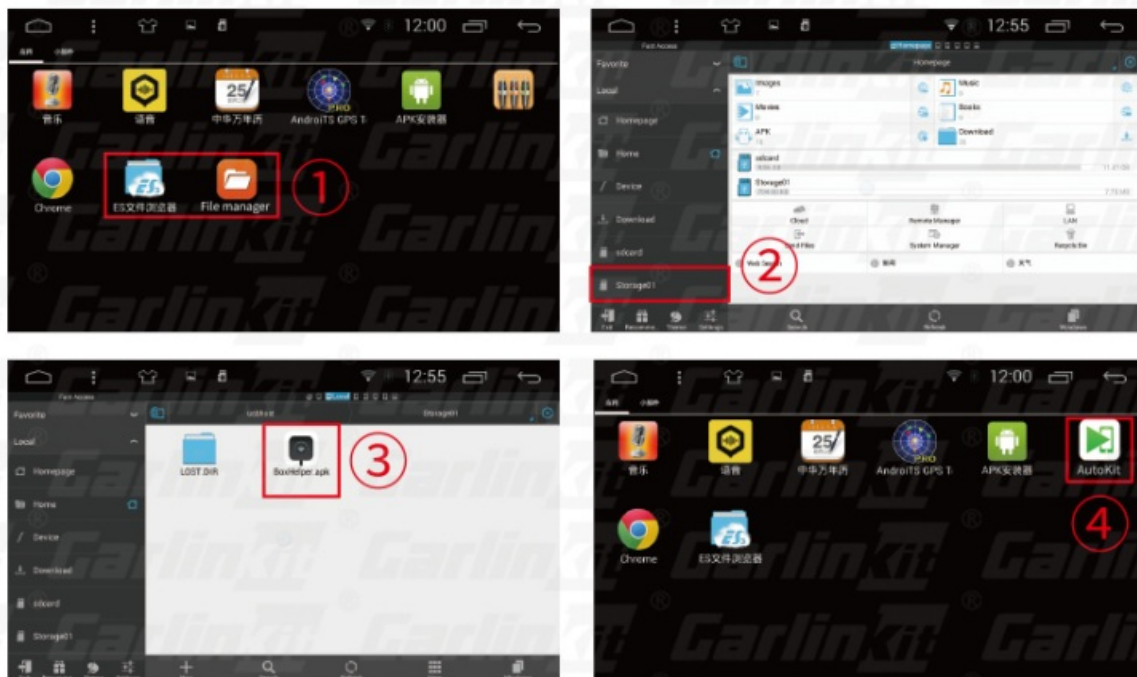
- Power input:5V $\overline{\text{---}}$ 1A
- Power consumption:0.75W
- Compatible resolution:
Power output:5V $\overline{\text{---}}$ 1A

screen ratio			
resolution ratio	800*480 / 1024*600 /1280 120 / 1920*11080	768*1024 / 800*1280 108 0*1920	1280*480

Application scope

- Support iPhone 6 and above models, applicable to iOS10 and above
- Support Android 9.0 and above mobile phones, some Android mobile phones require Android 11.0 and above
- Supported car models Android system navigation host, Android version 4.2 or above

APK installation method 1



1. Plug in the car and wait for the U disk mode to appear on the screen, then open the ES file browser or file manager
2. Pop up (storage01) to install and download the APK
3. Click to open the installation
4. The installation is complete.

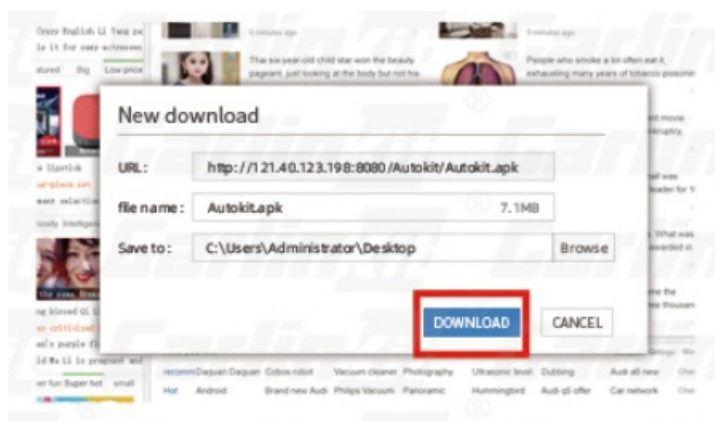
Note:

1. The above operations need to ensure that the car is connected to the network
2. If the U disk does not appear after the box is plugged in for 'about 30 seconds, connect the mobile phone to the box WiFi (signal with the prefix auto), password 12345678 enter 192.168.43.1 with the browser that 'comes with the phone, enter the background – restore factory settings

APK installation method 2


Apk download address: <http://121.40.123.198:8080/AutoKit/AutoKit.apk>

1. Enter the download address on your computer browser, download the APK on your computer, and copy it to a USB flash drive.



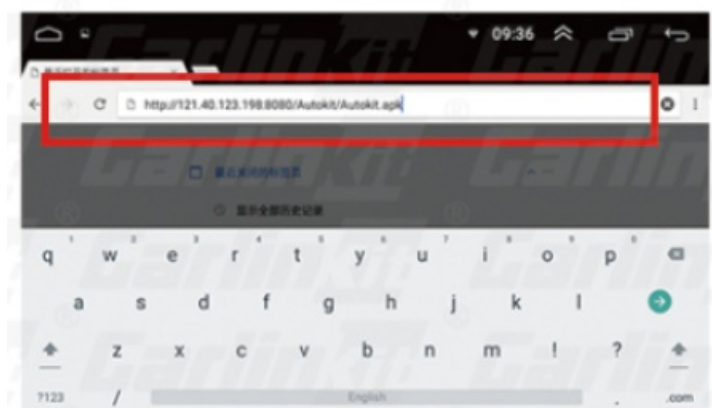
2. Insert the U disk into the USB interface of the car, find the U disk directory in the 'File Manager', and click the

APK file to install it.




APK installation method 3

1. Click the browser on the car, enter the download link, and download APK



2. Click the * Download Directory ” to find the downloaded APK file and click Installation

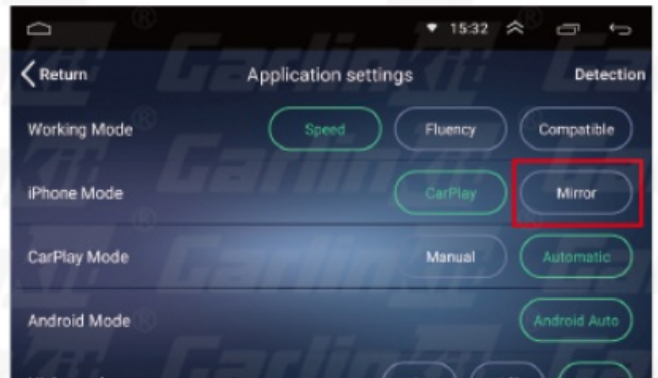



USB data cable connection (CarPlay / Android Auto)

1. Insert the product into the car's USB port
 2. Connect iPhone / Android phone to the product by data cable, you can realize wired CarPlay / wired Android Auto
- (Note:** it is recommended to use the original data cable / high-quality third party data cable / MFi certified data cable)



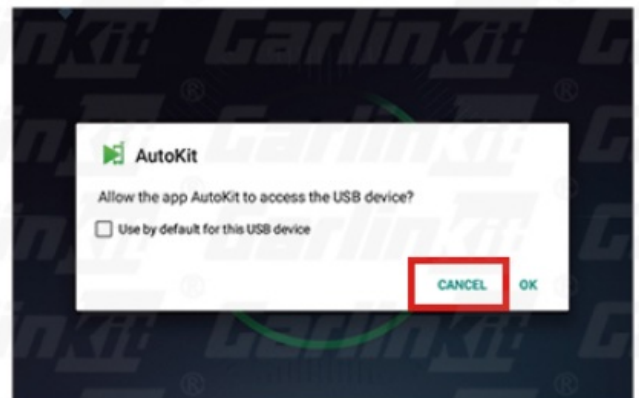
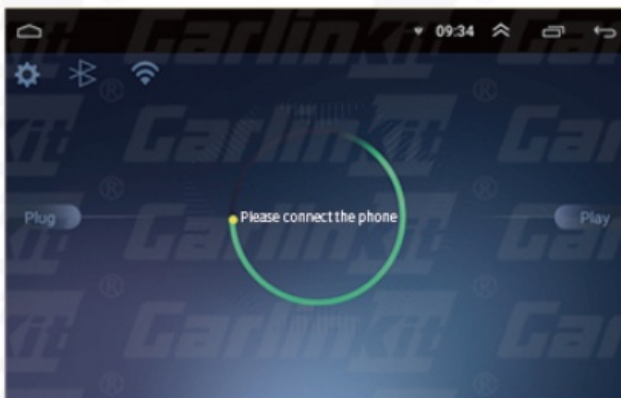
Wired Screen Mirroring Connection (only iPhone)



1. First click into the APK and insert the product into the car's USB port, then click the button at the top left to enter the "settings"
2. Select "Mirror" in "iPhone Mode"
3. Use the data cable to connect the mobile phone and the product to realize the Screen Mirroring function

(Optional function) Connection instructions for wireless Carplay

1. First click into the APK and follow the prompts to insert the product into the car's USB port,



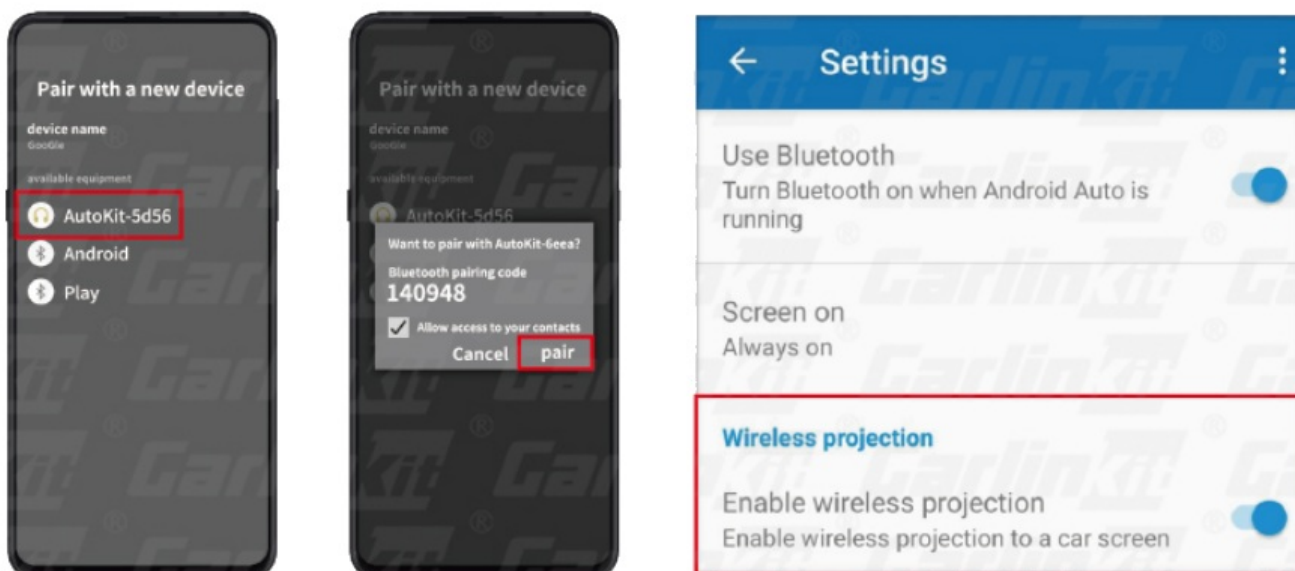
2. Open the mobile phone WiFi and Bluetooth, find AutoKit signal on the Bluetooth interface, click and confirm to use CarPlay.



(Optional function) Connection instructions for wireless Android Auto


1. From the Google Play to download and install Android Auto.
2. Check the Android Auto operating environment And Update Google services.
3. Turn on Bluetooth and connect.

(Note: Check if your phone supports wireless Android Auto)



<https://autokitcarplay.com>

Documents / Resources

	<p>AutoKit CarlinKit CCPA Wireless CarPlay Dongle for Android Head Unit [pdf] Instruction Manual</p> <p>CarlinKit CCPA Wireless CarPlay Dongle for Android Head Unit, CarlinKit CCPA, Wireless CarPlay Dongle for Android Head Unit, CarPlay Dongle for Android Head Unit, Dongle for Android Head Unit, Android Head Unit, Head Unit, Unit</p>
---	---

References

- [Autokit CarPlay Download Store – AutoKit CarPlay Store](#)
- [User Manual](#)

[Manuals+](#), [Privacy Policy](#)

This website is an independent publication and is neither affiliated with nor endorsed by any of the trademark owners. The "Bluetooth®" word mark and logos are registered trademarks owned by Bluetooth SIG, Inc. The "Wi-Fi®" word mark and logos are registered trademarks owned by the Wi-Fi Alliance. Any use of these marks on this website does not imply any affiliation with or endorsement.