




AUTEL AutoLink AL329 OBD2-EOBD Handheld Code Reader User Guide

[Home](#) » [AUTEL](#) » AUTEL AutoLink AL329 OBD2-EOBD Handheld Code Reader User Guide 



Quick Reference Guide
AutoLink AL329

Contents

- [1 AutoLink AL329 OBD2-EOBD Handheld Code Reader](#)
- [2 Software Update and Delete](#)
- [3 Documents / Resources](#)
 - [3.1 References](#)
- [4 Related Posts](#)

AutoLink AL329 OBD2-EOBD Handheld Code Reader

Thank you for purchasing AUTEL tool. Manufactured to a high standard, our tool will, if used according to these instructions and properly maintained, give you years of trouble-free performance.

Getting Started

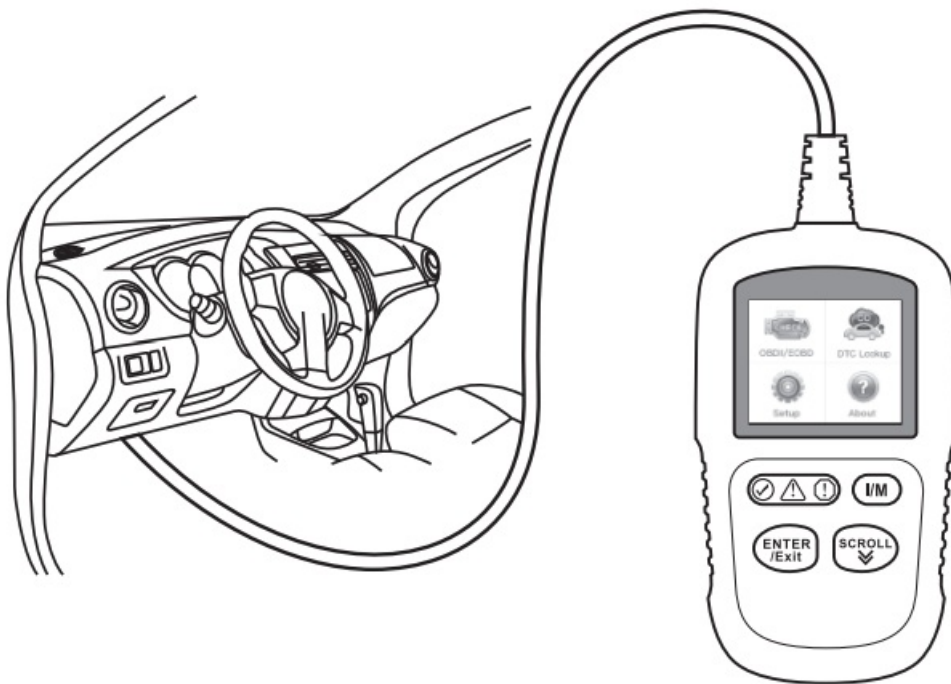


IMPORTANT: Before operating or maintaining this unit, please read these instructions carefully. Use this unit correctly and properly. Failure to do so may cause damage and/or personal injury and will void the product warranty.



<http://www.auteltech.com>

- Scan QR Code to visit our website at www.autel.com.
- Create an Autel ID and register the product with device's SN and password.



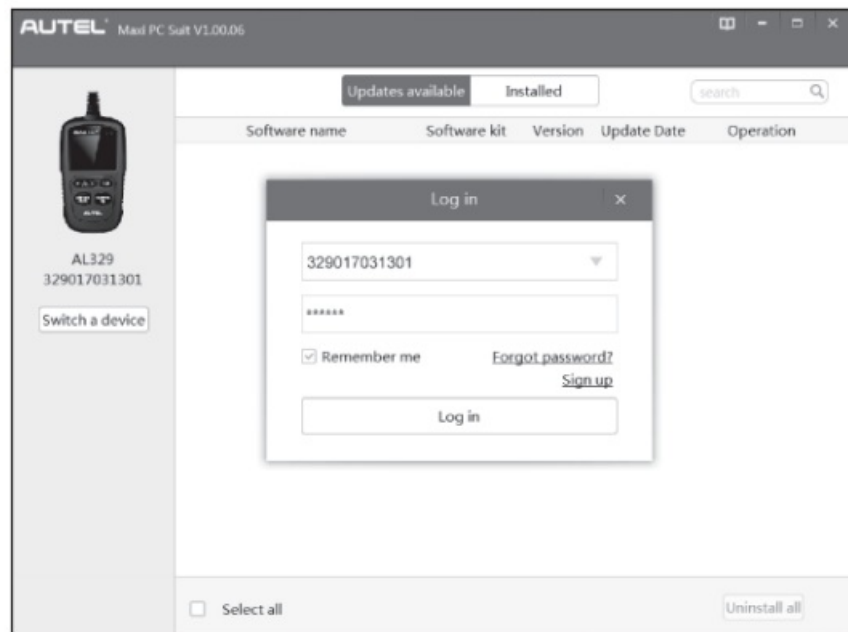
- Connect the main cable's adapter to the vehicle's DLC which is generally located under the vehicle dash.
- The device will be automatically powered up and your AL329 is now ready to work.



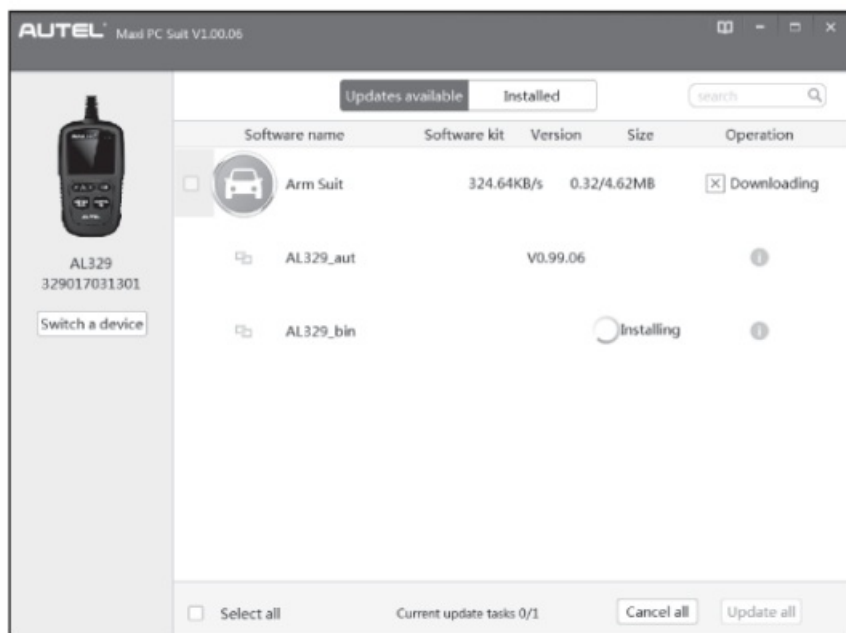
Please download the Maxi PC Suite from

www.autel.com > Support & Updates > Firmware & Downloads > Update Client, and install to your Windows-based computer.

Software Update and Delete



- Run the Maxi PC Suite. Wait for the Log In window to display.
- Connect the device with the computer using the included USB cable. Select Update Mode in the tool.
- Enter your Autel ID and password and wait for the Update window to display. If you forget your password, click the [Forget Password?] link to our website and retrieve your password. Or click Sign up to create an Autel ID to continue.
- Select tool and serial number, click OK to continue.




- In the Update window, select the appropriate files to install.
- Click on the Installed tag and the list of installed programs will display
- Select the program(s) you would delete.

For service and support, please contact us.

<http://pro.autel.com> / www.autel.com / support@autel.com

0086-755-86147779 (China HQ) / 1-855-288-3587/1-855-AUTELUS (North America)

Documents / Resources

| | |
|---|--|
|  | <p>AUTEL AutoLink AL329 OBD2-EOBD Handheld Code Reader [pdf] User Guide AutoLink AL329, OBD2-EOBD Handheld Code Reader, Handheld Code Reader, OBD2-EOBD Code Reader, Code Reader, Reader</p> |
|---|--|

References

- pro.autel.com
- [Home | AUTEL](#)