



# AUTEL ROBOTICS EVO Nano Series Multi Channel Charger User Guide

[Home](#) » [AUTEL ROBOTICS](#) » AUTEL ROBOTICS EVO Nano Series Multi Channel Charger User Guide 

## Contents

- [1 AUTEL ROBOTICS EVO Nano Series Multi Channel Charger](#)
- [2 Product Introduction](#)
- [3 Product Use](#)
- [4 Product Features](#)
- [5 Specification](#)
- [6 Documents / Resources](#)
  - [6.1 References](#)
- [7 Related Posts](#)



## AUTEL ROBOTICS EVO Nano Series Multi Channel Charger



Thank you for purchasing the EVO Nano™ battery multi-channel charger (referred to as “multi-charger”). Please read this statement carefully before using this product. Once this product is used, it is deemed to be an approval and acceptance of the entire content of this document. Please use this product strictly in accordance with this manual, and be sure to pay attention to warnings.

Autel Robotics is not responsible for any damage or injury caused directly or indirectly by improper use of this product. This includes, but is not limited to, using an unauthorized charger, charging an unauthorized battery, short-circuiting, overheating, inserting foreign objects into the product, touching terminals with hands or metal, etc. Please refer to the disclaimer and safe operation guide, quick start guide and user manual for related information not covered in this article.

The copyright of this product and manual belongs to Autel Robotics, and all rights are reserved. Without the prior written consent or authorization of Autel Robotics, no part of this product and manual may be copied in any form.

## Warning

Multi-charger is only applicable to the extended battery interface.

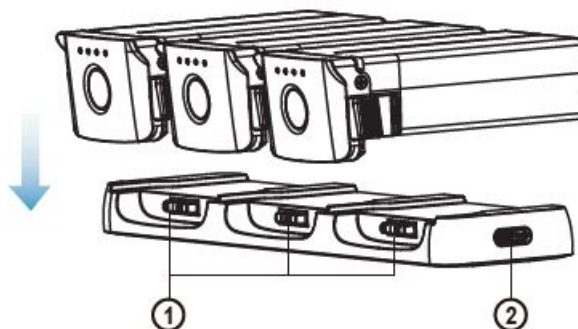
Please use the EVO Nano standard power adapter to supply power for it.

- Multi-charger is only applicable to EVO Nano series drone batteries. Do not use multi-charger to charge other types of batteries.
- When using, please place the multi-charger steadily and pay attention to the insulation.
- Do not touch the metal terminals with your hands or other objects.
- If foreign matter is attached to the metal terminal, please wipe it with a dry cloth.

## Product Introduction

Multi-charger can expand the battery interface to be multiple. It can be used with the EVO Nano standard adapter, which can connect up to 3 EVO Nano batteries for charging.

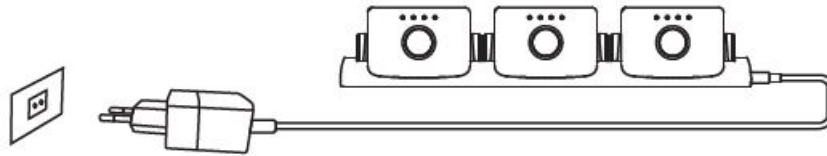
1. Battery port
2. Power port



## Product Use

1. Connect the power supply

Connect the EVO Nano standard adapter to the power socket (100-240V), and then plug the charging connector into the power port of the multi-charger. After powering on, the LED indicator will light up, showing a blue light or a green light.



## 2. Charge

Insert the aircraft battery into the battery port to start charging.

Once inserted, the indicator light will begin to flash slowly. When all the batteries are fully charged, the indicator light will be off. Do not cover the overcharge when charging.

## Product Features

- Charge management

Sequence charging: Priority is given to charging the battery with the highest amount of power remaining, and when it reaches full charge, it will continue to charge the next battery with the highest power. In sequence charging mode, only one battery will be charged at a time.

Please unplug once the battery is fully charged.

**Note:** Inserting the battery may interrupt the battery being charged.

## Specification


|                                       |                 |
|---------------------------------------|-----------------|
| Operating Voltage                     | 12V             |
| Operating Temperature                 | 5~45°C 41~113°F |
| Reference Charging Time (3 Batteries) | 4.5 hours       |

[WWW.AUTELROBOTICS.COM](http://WWW.AUTELROBOTICS.COM)

©2021-2022AUTEL ROBOTICS CO., LTD.

ALL RIGHTS RESERVED

## Documents / Resources

|   |   |
|---|---|
|  | <p><a href="#">AUTEL ROBOTICS EVO Nano Series Multi Channel Charger</a> [pdf] User Guide<br/>EVO Nano Series, Multi Channel Charger, EVO Nano Series Multi Channel Charger, Charger</p> |
|---|---|

## References

- [Autel Robotics Enterprise Drone, Quadcopter & UAV for Sale | Leader in Drones](#)