



AUTEL ROBOTICS EVO Lite Series Drone User Guide

[Home](#) » [AUTEL ROBOTICS](#) » AUTEL ROBOTICS EVO Lite Series Drone User Guide 

AUTEL ROBOTICS Disclaimer and Safety Operation Guidelines EVO Lite Series User Guide

Contents

- [1 EVO Lite Series Drone](#)
- [2 Disclaimer](#)
- [3 Data Storage and Use](#)
- [4 Safe Operation Guidelines](#)
- [5 Legal Regulations and Flight Restrictions](#)
- [6 Documents / Resources](#)
 - [6.1 References](#)
- [7 Related Posts](#)

EVO Lite Series Drone

Product Terms of Use

Thank you for your interest in the industrial aircraft products provided by Autel Robotics. Please read the following terms carefully to confirm that you have understood and agreed to the following terms, conditions and safe operation guidelines.

Disclaimer

To ensure safe and successful operation of your EVO Lite series aircraft, please strictly follow the operating instructions and steps in this manual.
People under the age of 16 should use this aircraft under the supervision of a professional adult. When the aircraft is not in use, it should be placed out of the reach of children.

If the user does not abide by the safety operation instructions, Autel Robotics will not be responsible for any product damage or loss (whether direct or indirect, legal, special, accident or economic loss (including but not limited to loss of profit)) during use, and will not provide warranty service. Do not use incompatible parts or any method that does not comply with the official instructions of Autel Robotics to modify the product.

The safety guidelines will show you the steps and methods to safely operate the aircraft. Please ensure that the operations you perform do not endanger the personal or property safety of yourself or those around you. The safety guidelines in this manual will be updated from time to time. To make sure you get the latest version, please visit: www.autelrobotics.com

Data Storage and Use

The backup service function of this product is turned off by default, meaning that user and flight information will not be uploaded or disseminated via mobile devices. When the Autel Sky App is connected to the aircraft and the backup option is turned on, the flight log and flight remote sensing data will be automatically uploaded and saved in the Autel Robotics data server.

Unless the user explicitly grants permission through the Autel Sky App, the Autel Robotics Customer Service Team has no right to access the flight log data. After granting this permission, only flight logs within the selected date range can be accessed.

Various still images, moving images and data from the aircraft's sensors will be stored on the aircraft's internal drive. If your drone needs to be repaired, you can use the information on the internal storage unit to diagnose the drone's problem. If processing services or repairs are not required, this information will not be retained. Do not delete or change the data on the internal storage device in any way. Autel Robotics will not provide warranty for this practice.

The purpose of Autel Robotics' collection of data is to provide customers with support and services, and to improve product performance. We take your right to privacy very seriously. We will only agree to the disclosure of uploaded data when required by law.

Safe Operation Guidelines

3.1 Battery safety

The EVO Lite series is powered by a lithium-ion polymer battery.

Improper use of lithium polymer/lithium-ion batteries can be dangerous.

Please ensure that all the following battery usage, charging and storage guidelines are strictly followed.



- It is forbidden to modify the battery pack and its charger or use third-party equipment to replace the batteries and chargers provided by Autel Robotics.
- The electrolyte in the battery is extremely corrosive. If electrolyte splashes into your eyes or onto your skin accidentally, please wash the affected area with clean water immediately and seek medical attention as soon as possible.

3.1.1 Battery usage

When installing or removing the aircraft battery, be sure to turn off the aircraft's power. Other precautions are as follows:

- Only use batteries and charging devices sold or authorized by Autel Robotics for the EVO Lite series. Using unapproved batteries or charging devices may cause fire, explosion, leakage or other hazards. Autel Robotics is not responsible for any repercussions caused by the use of third-party batteries or charging devices.
- Before each flight, make sure the battery is fully charged. If the aircraft enters the low battery warning mode, it will land as soon as possible. Stop flying and replace the battery with a new one or charge the battery.
- Do not disassemble, scratch, squeeze, bend, puncture, cut, twist or otherwise intentionally damage the battery.

Damage may cause fire, explosion, leakage or other hazards.

- Once the battery begins to bulge, smoke, leak or show any other signs of damage, stop using it immediately and immerse it in a container filled with salt water.
- Please use the battery at a suitable temperature (-10°C 40°C). Use at high or low temperature will affect battery life. Temperatures too high may cause fire or spontaneous combustion, while temperatures too low may cause permanent damage to the battery.
- When the battery's temperature falls below 10°C, it needs to be pre-heated before the aircraft can take off.
- Do not use the battery in a strong static electricity or electromagnetic environment.
- Do not expose the battery to open flame, explosives or other hazards.
- Do not place the battery in a microwave oven or pressure cooker.
- If the aircraft falls into water, remove the battery immediately after recovering it. Put the battery in an open place and keep a safe distance from it until it is completely dry. After that, please stop using the battery. You can contact the customer service center to replace it.

3.1.2 Charging batteries

It takes up to 90 minutes to fully charge the aircraft battery, but the charging time is related to the remaining power. Other considerations are as follows:

- Do not use damaged battery chargers.
- When the charger is not in use, disconnect it from the aircraft battery and power supply.
- Wait for the battery to cool to room temperature before charging.

If you connect the battery to the charger immediately after the flight, the over-temperature protection function may be automatically activated, preventing the battery from charging until it has completely cooled.

3.1.3 Battery storage and transportation

Avoid close contact with water or heat sources when storing the battery. The battery should be stored in a dry, well-ventilated area at room temperature (ideally 22°C to 28°C (72°F to 82°F)).

Other considerations are as follows:

- The battery should be stored out of the reach of children and pets.
- Do not store the battery near direct sunlight, sharp objects, water, metal or reactive chemicals.
- Storing the battery at extreme temperatures will shorten its life. If the battery is not used for more than 1 day, it should be stored at a temperature of -10°C (14°F) to 30°C (86°F). Otherwise, it may cause damage or battery failure.
- If left unused for an extended period of time, the service life of the battery will be shortened.
- Never transport damaged batteries. When the battery needs to be transported, be sure to discharge it to about 20%-30%.

3.1.4 Battery disposal

- Please fully discharge the battery before putting it in the designated battery recycling bin.
- Batteries contain dangerous chemicals; it is strictly prohibited to place batteries in ordinary trash cans. For details, please follow the local laws and regulations on battery recycling and disposal.

3.2 Flying drones safely

3.2.1 Flight environment

Please abide by all local regulations regarding drone flight. Only fly in designated UAV flight areas. Use the Autel Sky App to set the distance and height restrictions that meet the regulations.

- Do not fly in dangerous situations or severe weather conditions such as tornadoes, rain, hail, snow, etc.
- Please fly in an open area away from densely populated areas, buildings and electromagnetic interference sources.
- Please fly in areas below 5000 meters above sea level.
- Indoor flight: Due to insufficient lighting conditions, narrow space and lack of GPS signal, the use of some functions may be restricted.

3.2.2 Before takeoff

Please do the following before each flight:

- Ensure that the aircraft, remote control and mobile devices are fully charged.
- Ensure that the propeller is installed correctly and is not damaged.
- Ensure that all parts of the aircraft are fully installed.
- Make sure the motor, gimbal and camera work normally after the aircraft is powered on.
- Ensure that all warnings and errors displayed on the Autel Sky App have been processed.
- Ensure that the Autel Sky App and firmware have been updated to the latest version.
- Only use accessories provided with this aircraft or ones that are sold or authorized by Autel Robotics for this product. Using unapproved accessories can result in serious safety risks and will void the product warranty.

3.2.3 In flight

- When taking off and landing the aircraft, stay away from people, vehicles and other moving objects.
- Do not let the aircraft leave your sight.
- When the aircraft relies on visual positioning to fly, please do not approach a mirror reflection area such as water or snow.

When the GPS signal is poor, please ensure that the drone is flying in a well-lit environment.

- When a low battery alarm occurs, do not cancel the automatic return-to-home process. Otherwise, the aircraft may return to the home point due to insufficient battery power.
- When the Autel Sky App displays an alarm, follow the corresponding instructions immediately.
- Do not attempt to operate the aircraft if you are inebriated or experiencing high blood pressure, dizziness, fatigue or any other physical conditions that may affect your ability to safely operate the aircraft.

3.2.4 Storage and maintenance

After any collision, every part of the aircraft should be checked carefully.

- Store the aircraft and its accessories in a cool, dry place.
- Store the aircraft and its accessories out of the reach of children and pets.
- The aircraft should be kept away from water and heat sources.
- The recommended storage temperature for the aircraft is 22°C to 28°C (72°F to 82°F).



Warning

If any part of the aircraft or the remote control fails to work normally or is visibly damaged, please do not fly. Contact the Autel Robotics customer service team:

www.autelrobotics.com/page/contact

Legal Regulations and Flight Restrictions

4.1 Laws and regulations

In order to avoid illegal conduct, possible losses and injuries, please read and abide by the following regulations.

- Do not fly near a manned aircraft. Land immediately if necessary.
- Do not fly in areas prohibited by local laws.
- Ensure that the aircraft will not interfere with the manned aircraft on route, stay alert and avoid other aircraft.
- It is forbidden to use aircraft at large-scale events, including concerts, sports venues, etc.

4.2 Flight restrictions

- Before flying, users can inquire or consult the aviation management department about the no-fly zone and restricted-fly zone information through the Internet.
- When flying, please keep the aircraft below 120 meters and away from any tall buildings and trees.
- The altitude limit of each country and region is different. Please contact the local aviation administration for the actual altitude limit.


AUTEL

ROBOTICS





WWW.AUTELROBOTICS.COM

©2021-2022 AUTEL ROBOTICS CO., LTD.
ALL RIGHTS RESERVED

Documents / Resources

	<p>AUTEL ROBOTICS EVO Lite Series Drone [pdf] User Guide EVO Lite Series Drone, EVO Lite Series, Drone</p>
---	--

References

-  [Autel Robotics EVO Lite Series Drone](#)
-  [Autel Robotics EVO Lite Series Drone](#)
-  [Autel Robotics Enterprise Drone, Quadcopter & UAV for Sale | Leader in Drones](#)
-  [Autel Robotics - Leading Manufacturer of Top Rated Drones with Cameras](#)

