


## AURORA MOUNTS AMB-FM400 Push in Push out Mounting Brackets User Guide

[Home](#) » [AURORA MOUNTS](#) » AURORA MOUNTS AMB-FM400 Push in Push out Mounting Brackets User Guide

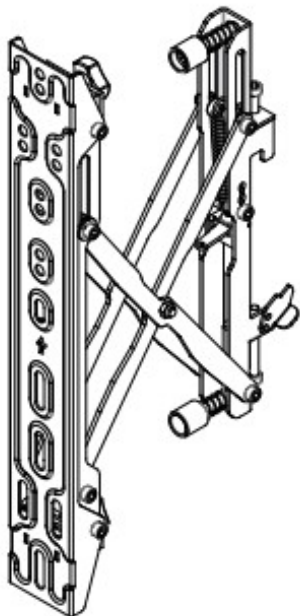


### Contents

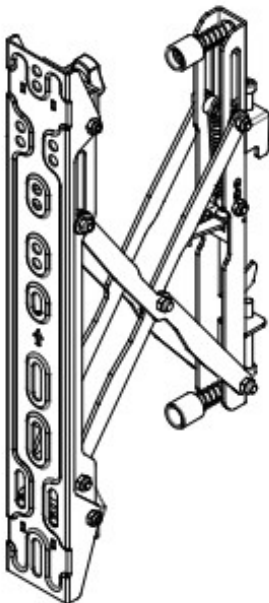
- [1 AURORA MOUNTS AMB-FM400 Push in Push out Mounting Brackets User Guide](#)
- [2 Technical Summary](#)
- [3 COMPONENT CHECKLIST](#)
- [4 PRODUCT DIMENSIONS](#)
- [5 INSTALLATION INSTRUCTION](#)
- [6 Read More About This Manual & Download PDF:](#)
- [7 Documents / Resources](#)
- [8 Related Posts](#)



Technical Summary



B



C



A1



A2



A3



A4

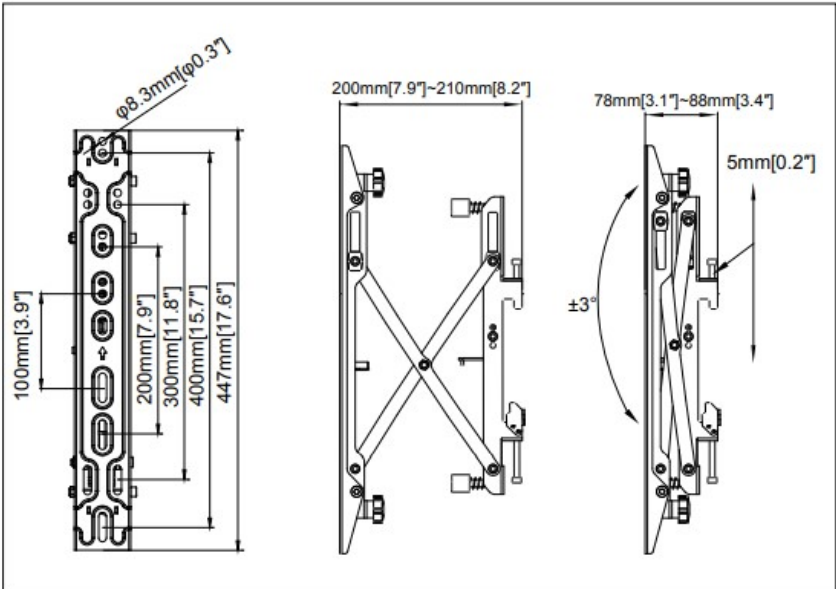


D

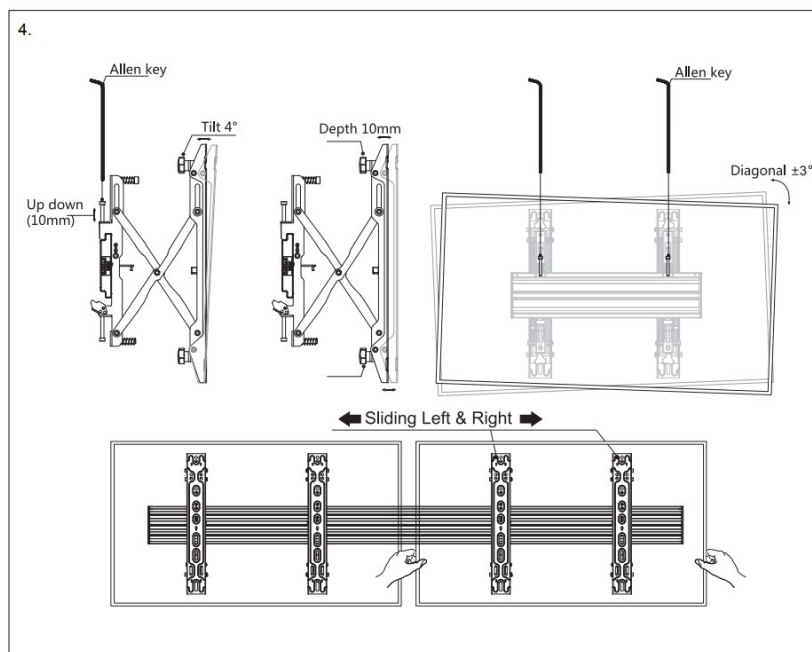
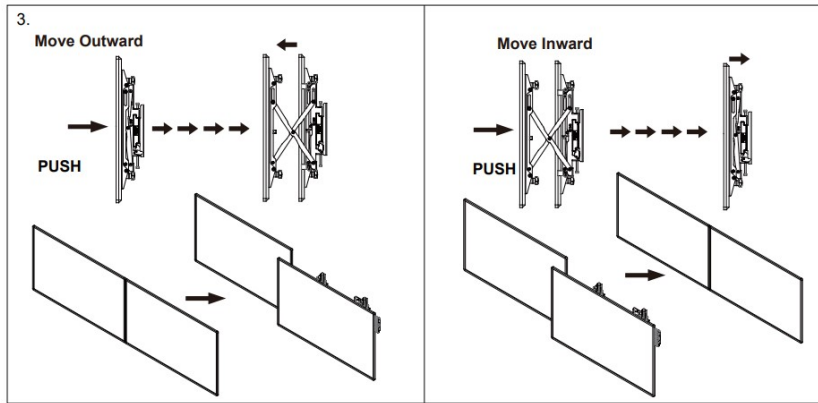
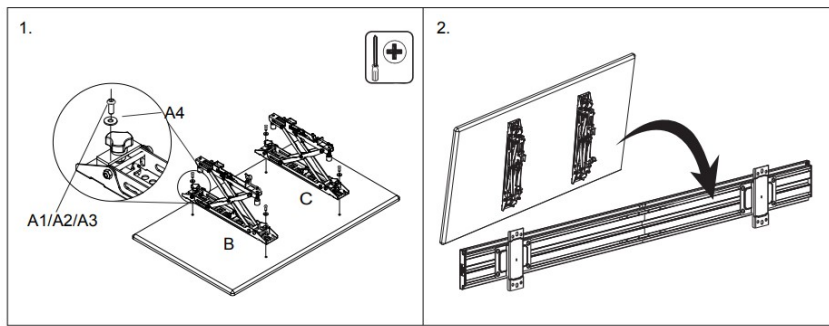
COMPONENT CHECKLIST

Item	Name	QTY
B	Left Hook	1
C	Right Hook	1
A1	M5X15	4
A2	M6X15	4
A3	M8X15	4
A4	16x 6.2x1.5	4
D	Allen key 5MM	1

PRODUCT DIMENSIONS



INSTALLATION INSTRUCTION

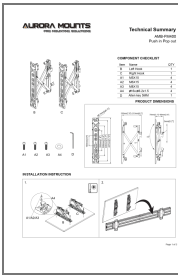


Any content of this document or any artwork contained within this document should not be modified or reproduced without the written consent of Aurora Mounts.

Visit [auroramounts.com.au](http://auroramounts.com.au) for product and warranty information. Contact us at [info@auroramounts.com.au](mailto:info@auroramounts.com.au) for questions or comments [auroramounts.com.au](http://auroramounts.com.au)

***Read More About This Manual & Download PDF:***

**Documents / Resources**



[AURORA MOUNTS AMB-FM400 Push in Push out Mounting Brackets](#) [pdf] User Guide  
AMB-FM400, Push in Push out Mounting Brackets, AMB-FM400 Push in Push out Mounting Brackets, Push out Mounting Brackets, Mounting Brackets, Brackets