



AURA LIGHT Sevede RE Premium Linear Luminaire Instruction Manual

[Home](#) » [AURA LIGHT](#) » AURA LIGHT Sevede RE Premium Linear Luminaire Instruction Manual 

Contents

- [1 AURA LIGHT Sevede RE Premium Linear Luminaire](#)
- [2 Product Information](#)
- [3 Specifications](#)
- [4 Product Usage Instructions](#)
- [5 Dimension](#)
- [6 Featured](#)
- [7 Installation](#)
- [8 Documents / Resources](#)
 - [8.1 References](#)
- [9 Related Posts](#)



AURA LIGHT Sevede RE Premium Linear Luminaire



Product Information

The Sevede RE is a lighting fixture manufactured by Aura Light AB in Sweden. It is designed for indoor use and comes in three different models: Sevede RE 600, Sevede RE 1200, and Sevede RE 625.

Specifications

- **Sevede RE 600:**

- **Dimensions:** 595mm x 574mm
- **Cable entry:** 80mm
- **Sevede RE 1200:**
 - **Dimensions:** 1195mm x 1163mm
 - **Cable entry:** 65mm
- **Sevede RE 625:**
 - **Dimensions:** 620mm x 599mm
 - **Cable entry:** 85mm

Product Usage Instructions

Please follow the instructions below for proper usage of the Sevede RE lighting fixture:

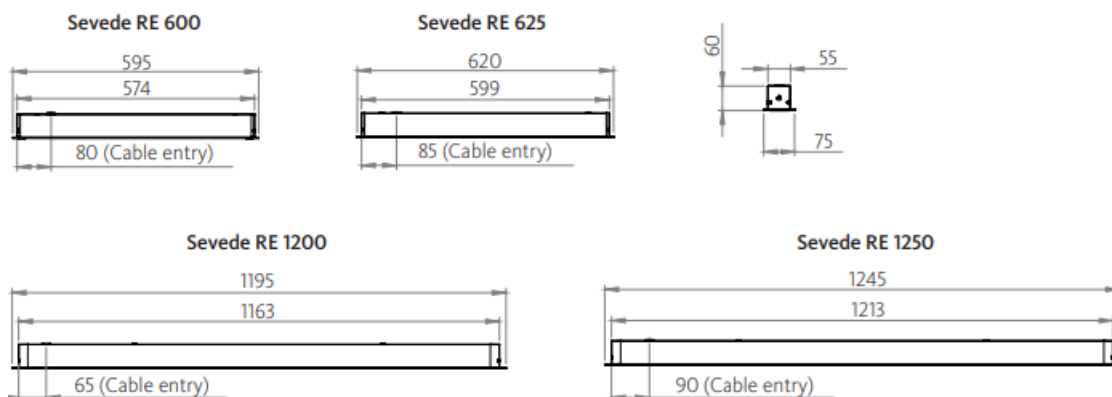
1. For maintenance purposes, you may need to remove the inner profile. This should only be done when necessary.
2. Ensure that the endcaps are not removed, as they are integral to the fixture's orientation.
3. Using a screwdriver, move the light trap located at both ends of the fixture (OP/MP).
4. The cross-section visualization provided in step 5a, 5b, and 5c can help you understand the fixture's internal components and their placement.
5. There are two earth cables and a quick connector. These should be properly connected.
6. After completing any maintenance, attach the inner profile back in place. Ensure that the optical sheet is secured and centered.
7. Press and click the hinge to secure the inner profile.
8. Reinstall the light trap at both ends (OP/MP).

Important Note: The light source contained within this luminaire should only be replaced by the manufacturer, his service agent, or a qualified person. Additionally, if the external flexible cable or cord of this luminaire is damaged, it should be replaced exclusively by the manufacturer, his service agent, or a qualified person to avoid any hazards.

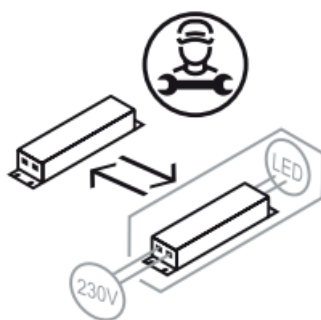
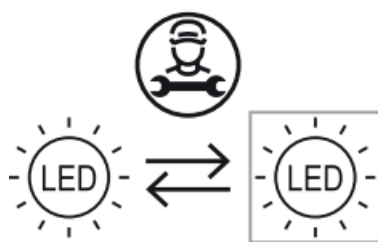
For further assistance or inquiries, please contact Aura Light AB customer service at +46 (0)20 32 30 30 or email info@auralight.com. You can also visit their website at www.auralight.com.

- **Date of manual/instructions:** 2022-11-21
- **Manual/instructions reference:** I-196

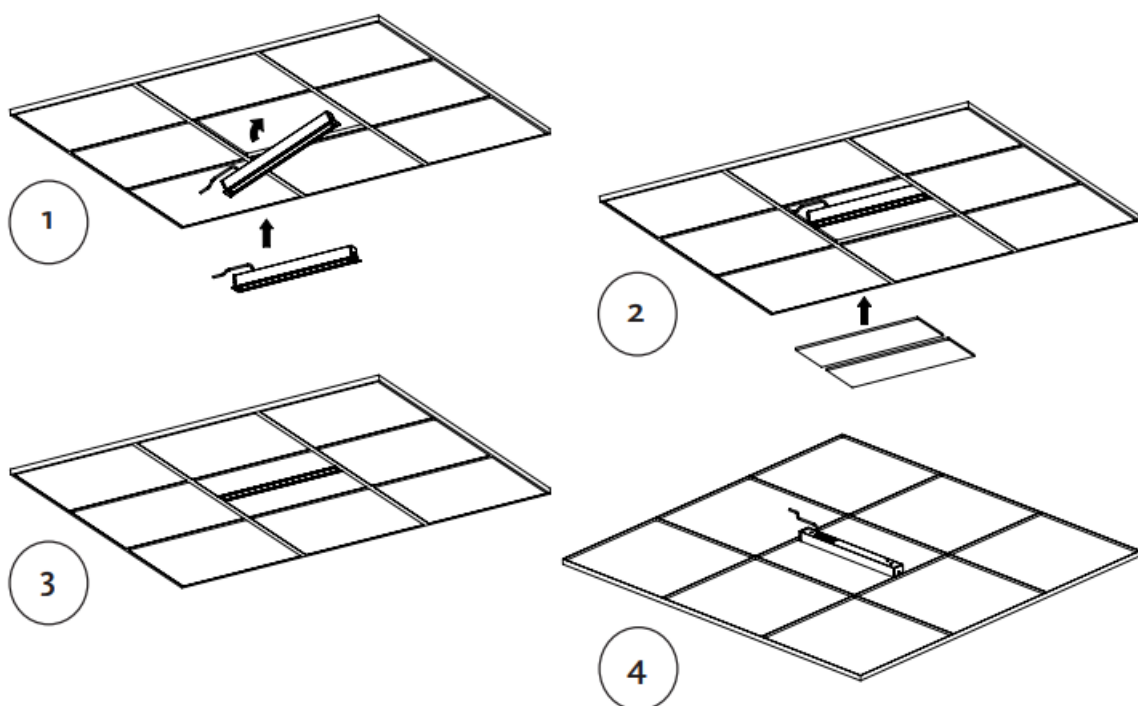
Dimension

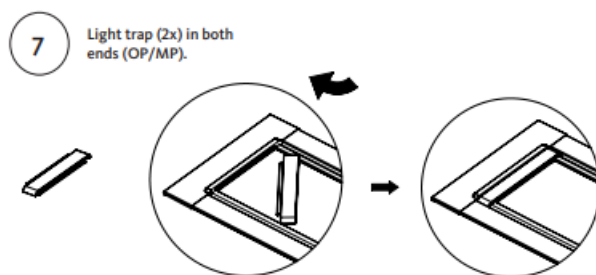
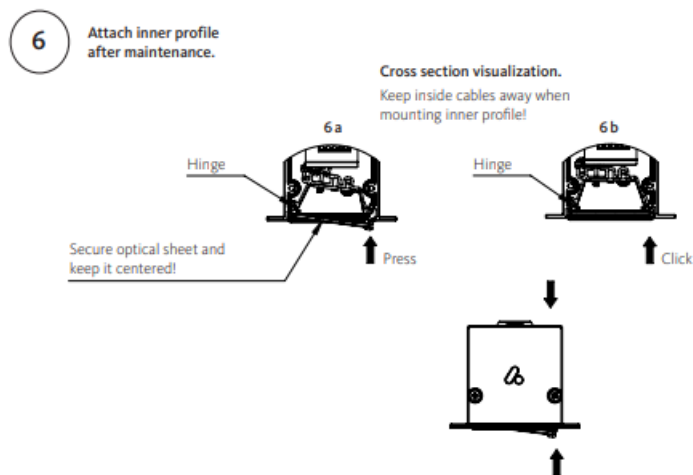
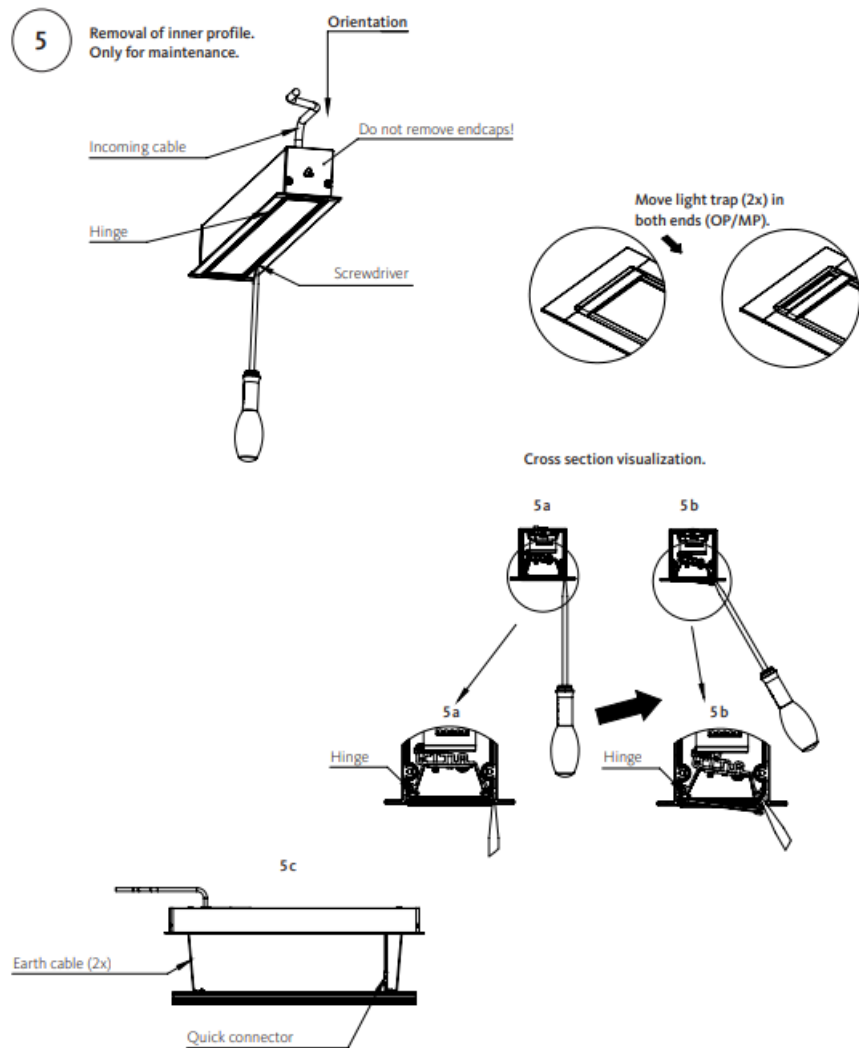


Featured



Installation



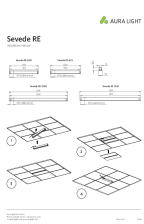


Note: The light source contained in this luminaire shall only be replaced by the manufacturer or his service agent or a similar qualified person. Basic insulation between supply- and control-terminals (DALI). If the external flexible cable or cord of this luminaire is damaged, it shall be exclusively replaced by the manufacturer or his service agent or a similar qualified person in order to avoid a hazard.

Aura Light AB, Sweden

- Phone customer service +46 (0)20 32 30 30
- E-Mail: info@auralight.com,
- Web: www.auralight.com

Documents / Resources

	<p>AURA LIGHT Sevede RE Premium Linear Luminaire [pdf] Instruction Manual Sevede RE 600, Sevede RE 625, Sevede RE 1200, Sevede RE 1250, Sevede RE Premium Linear Luminaire, Sevede RE, Premium Linear Luminaire, Linear Luminaire, Luminaire</p>
---	---

References

-  [Hållbar & innovativ belysning | Aura Light International | Aura Light](#)