




august ASL-08 iO Smart Lock User Guide

[Home](#) » [August](#) » august ASL-08 iO Smart Lock User Guide 

Contents

- [1 august ASL-08 iO Smart Lock](#)
- [2 Product Information](#)
- [3 Product Usage Instructions](#)
- [4 FCC](#)
- [5 Documents / Resources](#)
 - [5.1 References](#)
- [6 Related Posts](#)



august ASL-08 iO Smart Lock



Product Information

The product is the August Smart Lock iO Model: ASL 08. It is a smart lock device that allows users to control and monitor their door locks remotely using the August Home™ app.

The product dimensions are as follows:

- **Front:** 58mm
- **Back:** 132mm
- **Width:** 70mm
- **Height:** 174mm

The product complies with Part 15 of the FCC Rules and Industry Canada licence-exempt RSS standard(s). It is designed to not cause harmful interference and to accept any interference received, including interference that may cause undesired operation.

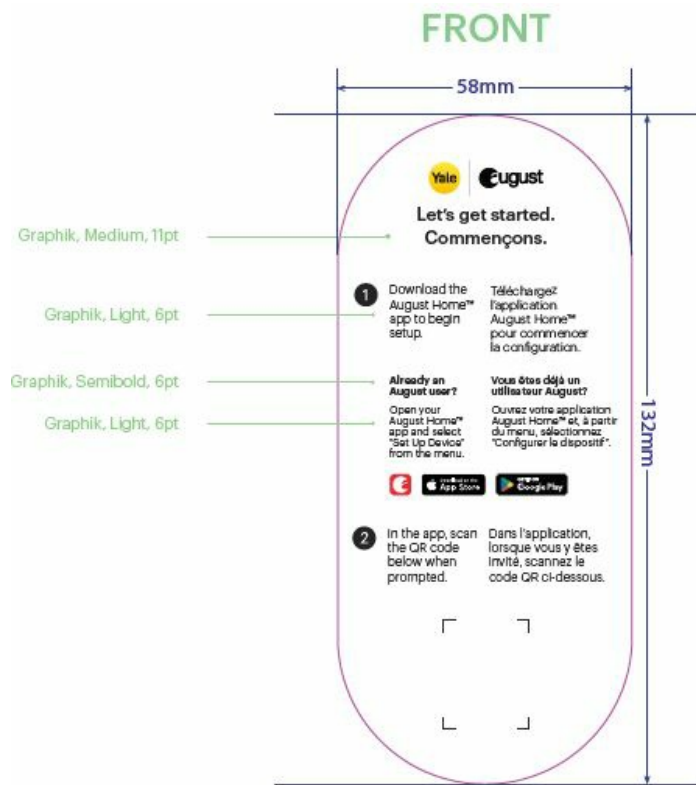
- The product's FCC ID is 2AB6U ASL08 and its IC ID is 12163A ASL08.
- The product comes with a caution that any changes or modifications not approved by the responsible party may void the user's authority to operate the equipment.
- The product also includes a battery, and it is important to follow the battery safety instructions provided to avoid explosions or leakage of flammable liquid or gas.
- The product complies with FCC and Canada radiation exposure limits and should be installed and operated with a minimum distance of 20cm between the radiator and the user's body. It should not be co-located or operated with any other antenna or transmitter.

Product Usage Instructions

1. Download the August Home™ app from your app store to begin the setup process.
2. If you are already an August user, open the August Home™ app and select "Set Up Device" from the menu.
3. In the app, scan the QR code provided when prompted.

For more information about your new smart device, visit support.august.com. If you have any questions or need assistance, you can reach out to the support team at support.august.com or call 844 AUGUST1 (284 8781).

COLOR LEGEND	
Green	Indicators (not printed)
Magenta	Body Border (not printed)
Dark Blue	Dimensions (not printed)



REV	DATE
0	01/26/2023
1	02/01/2023
2	5/05/2023
3	6/29/2023
4	7/5/2023

Back

Additional resources

August is committed to ensuring you have a smooth setup experience. To learn more about your new smart device go to support.august.com

Contact

Still have questions? Reach out to our support team. support.august.com

844°AUGUST1 (284°8781)

Visit august.com/terms for Terms & Conditions

©2023 August Home Inc.

August Smart Lock iO

- Model: ASL°08
- FCC ID: 2AB6U°ASL08
- IC ID: 12163A°ASL08
- Caution: The user is cautioned that changes or modifications not expressly approved by the party responsible for compliance could void the user's authority to operate the equipment.

FCC

This device complies with Part 15 of the FCC Rules and Industry Canada licence-exempt RSS standard(s). Operation is subject to the following two conditions:

1. this device may not cause harmful interference
2. this device must accept any interference received, including interference that may cause undesired operation.

NOTE:


- This equipment has been tested and found to comply with the limits for a Class B digital device, pursuant to Part 15 of the FCC Rules.
- These limits are designed to provide reasonable protection against harmful interference in a residential installation.
- This equipment generates, uses and can radiate radio frequency energy and, if not installed and used in accordance with the instructions, may cause harmful interference to radio communications. However, there is no guarantee that interference will not occur in a particular installation.
- If this equipment does cause harmful interference to radio or television reception, which can be determined by turning the equipment off and on, the user is encouraged to try to correct the interference by one or more of the following measures:
 - Reorient or relocate the receiving antenna.
 - Increase the separation between the equipment and receiver.
 - Connect the equipment into an outlet on a circuit different from that to which the receiver is connected.
 - Consult the dealer or an experienced radio/TV technician for help.
- Do not dispose of a battery into fire or a hot oven, or mechanically crushing or cutting of a battery, that can result in an explosion; Do not leave a battery in an extremely high temperature surrounding environment that can result in an explosion or the leakage of flammable liquid or gas. Do not expose the battery to extremely low air pressure that may result in an explosion or the leakage of flammable liquid or gas

FCC& IC Radiation Exposure Statement:

- This equipment complies with FCC and Canada radiation exposure limits set forth for an uncontrolled environment.
- This equipment should be installed and operated with a minimum distance of 20cm between the radiator and your body.
- This transmitter must not be co-located or operating in conjunction with any other antenna or transmitter.

©2023 August Home Inc.

Documents / Resources

	<p>august ASL-08 iO Smart Lock [pdf] User Guide ASL08, 2AB6U-ASL08, 2AB6UASL08, ASL-08 iO Smart Lock, iO Smart Lock, Smart Lock, Lock</p>
-------------------------------------------------------------------------------------	---------------------------------------------------------------------------------------------------------------------------------------------------------------

References

-  [Privacy Policy | Keeping Your Home & Data Locked Down](#)
-  [August Support](#)

Manuals+.