



august AKR4 Smart Keypad 2 Touch User Manual

[Home](#) » [August](#) » august AKR4 Smart Keypad 2 Touch User Manual 

august AKR4 Smart Keypad 2 Touch User Manual



Let's get started. Commençons.



1. Have your smart lock already installed before beginning.

Download the August App to begin setup.

2. Have your smart lock already installed before beginning.

Already an August user? Open your August app and select "Set Up Device" from the menu.



[https://august.com/cdn/shop/files/app1_400x.png?
v=1613509980](https://august.com/cdn/shop/files/app1_400x.png?v=1613509980)



[https://august.com/cdn/shop/files/app2_400x.png?
v=1613509980](https://august.com/cdn/shop/files/app2_400x.png?v=1613509980)

3. Choose "Set Up Device" from the menu and follow the instructions.
4. In the app, scan the QR code below when prompted.

August Smart Keypad 2 Touch Model: AK R4 FCC ID: 2AB6U AKR4 IC ID: 12163A AKR4 Caution: The user is cautioned that changes or modifications not expressly approved by the party responsible for compliance could void the user's authority to operate the equipment.

This device complies with Part 15 of the FCC Rules and Industry Canada licence-exempt RSS standard(s).

Operation is subject to the following two conditions: (1) this device may not cause harmful interference, and (2)

this device must accept any interference received, including interference that may cause undesired operation.
NOTE: This equipment has been tested and found to comply with the limits for a Class B digital device, pursuant to Part 15 of the FCC Rules. These limits are designed to provide reasonable protection against harmful interference in a residential installation. This equipment generates, uses and can radiate radio frequency energy and, if not installed and used in accordance with the instructions, may cause harmful interference to radio communications. However, there is no guarantee that interference will not occur in a particular installation. If this equipment does cause harmful interference to radio or television reception, which can be determined by turning the equipment off and on, the user is encouraged to try to correct the interference by one or more of the following measures:

- Reorient or relocate the receiving antenna.
- Increase the separation between the equipment and receiver.
- Connect the equipment into an outlet on a circuit different from that to which the receiver is connected.
- Consult the dealer or an experienced radio/TV technician for help.

Do not dispose of a battery into fire or a hot oven, or mechanically crushing or cutting of a battery, that can result in an explosion; Do not leave a battery in an extremely high temperature surrounding environment that can result in an explosion or the leakage of flammable liquid or gas. Do not expose the battery to extremely low air pressure that may result in an explosion or the leakage of flammable liquid or gas

FCC& IC Radiation Exposure Statement:

This equipment complies with FCC and Canada radiation exposure limits set forth for an uncontrolled environment. This equipment should be installed and operated with a minimum distance of 20cm between the radiator and your body. This transmitter must not be co-located or operating in conjunction with any other antenna or transmitter.

Additional resources

August is committed to ensuring you have a smooth setup experience. To learn more about your new smart device go to support.august.com

Contact

support.august.com

844-AUGUST1 (284-8781)

Visit august.com/terms for Terms & Conditions

QSG P/N 090-01045


©2023 August Home Inc.

Contents



1 Documents / Resources

1.1 References

Documents / Resources

	august AKR4 Smart Keypad 2 Touch [pdf] User Manual AKR4 Smart Keypad 2 Touch, AKR4, Smart Keypad 2 Touch, Keypad 2 Touch, 2 Touch
---	--

References

-  [Privacy Policy | Keeping Your Home & Data Locked Down](#)
-  [August Home | US and Canada Technical Support](#)
- [User Manual](#)

[Manuals+.](#) [Privacy Policy](#)