

AUDIOFOCUS CARYS C15LSa Scio Web Connection Active Loudspeaker



AUDIOFOCUS CARYS C15LSa Scio Web Connection Active Loudspeaker User Guide

[Home](#) » [AUDIOFOCUS](#) » AUDIOFOCUS CARYS C15LSa Scio Web Connection Active Loudspeaker User Guide




Contents

- [1 AUDIOFOCUS CARYS C15LSa Scio Web Connection Active Loudspeaker](#)
- [2 Product Information](#)
- [3 Product Usage Instructions](#)
- [4 SCiO WEB CONNECTION](#)
- [5 Connection over Hotspot](#)
- [6 Connection over LAN](#)
- [7 Connection over Cloud](#)
- [8 CONTACT AND LINKS](#)
- [9 Documents / Resources](#)
 - [9.1 References](#)



AUDIOFOCUS CARYS C15LSa Scio Web Connection Active Loudspeaker



Product Information

Specifications

- Product Name: SCiO Web Connection
- Quick Start Guide Version: 1.0 (English)
- Manufacture Date: July 2022
- Country of Origin: Belgium

Product Usage Instructions

Connecting to the Loudspeaker

Thank you for choosing the AUDIOFOCUS active loudspeaker with SCiO WebUI monitoring/control capability. To connect to the loudspeaker's integral amplifier, follow one of the three options below:

1. **Connection over Hotspot:** The SCiO WebUI will open on your device.
2. **Connection over LAN:** [Provide instructions for connecting over LAN]
3. **Connection over Cloud:** [Provide instructions for connecting over Cloud]

Online Manual

For a detailed explanation of all functionalities, please visit our website www.audiofocus.eu to review the latest version of the online manual.

Contact and Links

For more information about our products, you can contact us or follow us on the following platforms:

- Website: www.audiofocus.eu
- Email: info@audiofocus.eu
- Facebook Page: www.facebook.com/AudiofocusPage/
- Facebook Group: www.facebook.com/groups/AUDIOFOCUS/

FAQ

- **Q: How can I access the online manual for detailed functionalities?**

A: You can visit our website www.audiofocus.eu to review the latest version of the online manual.

- **Q: What are the different ways to connect to the loudspeaker's integral amplifier?**

A: You can connect over Hotspot, LAN, or Cloud. Follow the instructions provided in the Quick Start Guide for each option.


SCiO WEB CONNECTION

QUICK START GUIDE

Version 1.0 (English)

For :

- CARYS C15LSa
- CYRIS C210Sa
- ARES 12a
- ARES 8a
- S 21a
- B 18a
- MTSub 218a
- FRX 12a
- FRX 15a



Note : This Quick Start Guide is for use with products manufactured from July 2022



© 2023 AUDIOFOCUS . All rights reserved. June 2023 – www.audiofocus.eu

PLEASE READ ME FIRST !

- **Dear Customer,**
- Thank you for choosing this AUDIOFOCUS active loudspeaker with SCiO WebUI monitoring / control capability. You can find a detailed explanation of all functionalities in the online manual. We invite you to visit our website

www.audiofocus.eu to review the latest version.

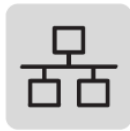
- If you just can't wait to connect to the the loudspeaker's integral amplifier please follow one of the three options.



Connection over Hotspot

- Check for the loudspeaker's integral amplifier in your wifi available devices.
- Look for the name: Amp_xxx
- The default Hotspot password:12345678
- Open your browser and dial in IP address 172.24.0.1

The SCiO WebUI will open on your device.



Connection over LAN

- Connect the loudspeaker's integral amplifier to a router, the router will provide the device with an IP address.
- Find the IP address from the amplifier module's display in network settings
- Open your browser from your device (DHCP) and dial in the IP address
- user : admin
- pass : admin



Connection over Cloud

- Once you are connected through Hotspot or LAN, you can enter a custom name in the amplifier settings menu.
- Connect the loudspeaker's integral amplifier to the internet.
- Open your browser and dial in: xxxxxxxxxx.apexconnect.me where xxxxxxxxxx is the custom name that you have entered before in the SCiO settings.
- user : admin
- pass : admin

CONTACT AND LINKS

Need more information about our products ?

- www.audiofocus.eu
- info@audiofocus.eu
- www.facebook.com/AudiofocusPage/
- www.facebook.com/groups/AUDIOFOCUS/

Follow Us.



Documents / Resources



AUDIOFOCUS CARYS C15LSa Scio Web Connection Active Loudspeaker [pdf] User Guide
CARYS C15LSa, CARYS C15LSa Scio Web Connection Active Loudspeaker, Scio Web
Connection Active Loudspeaker, Connection Active Loudspeaker, Active Loudspeaker, Loudspe
aker

References

- [!\[\]\(444b1eae2189e5cd8d096594c07a0a6e_img.jpg\) **AUDIOFOCUS Belgium - AUDIOFOCUS**](#)
- [**User Manual**](#)

[Manuals+](#), [Privacy Policy](#)

This website is an independent publication and is neither affiliated with nor endorsed by any of the trademark owners. The "Bluetooth®" word mark and logos are registered trademarks owned by Bluetooth SIG, Inc. The "Wi-Fi®" word mark and logos are registered trademarks owned by the Wi-Fi Alliance. Any use of these marks on this website does not imply any affiliation with or endorsement.