



Audio-technica U841R Omnidirectional Condenser Boundary Microphone User Manual

[Home](#) » [Audio-Technica](#) » **Audio-technica U841R Omnidirectional Condenser Boundary Microphone User Manual** 

Audio-technica U841R Omnidirectional Condenser Boundary Microphone User Manual



Thank you for purchasing this product. Before using the product, read through the user manual to ensure that you will use the product correctly. Please keep this manual for future reference.

Contents

- [1 Features](#)
- [2 Safety precautions](#)
- [3 Notes on use](#)
- [4 Connection procedure](#)
- [5 Specifications](#)
- [6 Polar pattern](#)
- [7 Frequency response](#)
- [8 Dimensions](#)
- [9 Documents / Resources](#)
 - [9.1 References](#)
- [10 Related Posts](#)

Features

- Designed for surface-mount applications such as high-quality sound reinforcement, professional recording, television, conferencing and other demanding sound pickup situations
- UniGuard® RFI-shielding technology offers outstanding rejection of radio frequency interference (RFI)
- Self-contained electronics eliminate need for external power module
- Small-diameter capsule near boundary eliminates phase distortion and delivers clear, high-output performance
- Heavy die-cast case and non-slip silicone foam bottom pads minimize coupling of surface vibration to the microphone
- Low-profile design with low-reflectance finish for minimum visibility

Safety precautions

Although this product was designed to be used safely, failing to use it correctly may result in an accident. To ensure safety, observe all warnings and cautions while using the product.

Cautions for the product

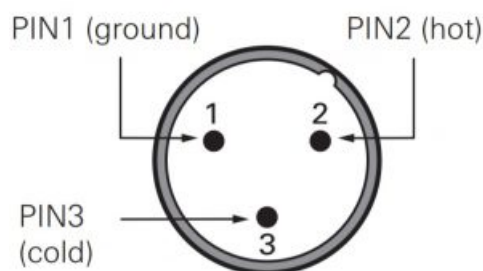
- Do not subject the product to strong impact to avoid malfunction.
- Do not disassemble, modify or attempt to repair the product.
- Do not handle the product with wet hands to avoid electric shock or injury.
- Do not store the product under direct sunlight, near heating devices or in a hot, humid or dusty place.

Notes on use

- The microphone should be placed on a flat, unobstructed mounting surface. The sound source should not be below the plane of the mounting surface.
- Audio-Technica has developed a special RFI-shielding mechanism, which is an integral part of the connectors in the UniPoint® line. If you remove or replace the connectors, you may adversely affect the unit's RFI immunity.
- Placing any object on a surface (such as a conference table) before its finish is fully cured may result in damage to the finish.

Connection procedure

Connect the output terminals of the microphone to a device that has a microphone input (balanced input) compatible with a phantom power supply. The output connector is an XLRM-type with polarity as shown in the figure below



This product requires 11-52 V DC phantom power.

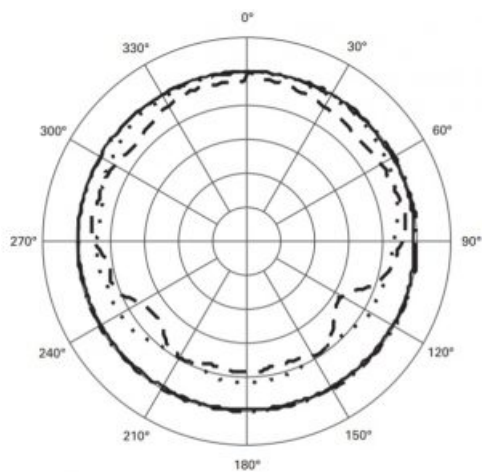
Specifications

Element	Fixed-charge back plate, permanently polarized condenser
Polar pattern	Omnidirectional in hemisphere above mounting surface
Frequency response	40-20,000 Hz
Open circuit sensitivity	-35 dB (17.7 mV), (0 dB = 1 V/Pa, 1 kHz)
Impedance	200 ohms
Maximum input sound level	130 dB SPL (1 kHz at 1% THD)
Dynamic range	105 dB (1 kHz at Max SPL)
Signal-to-noise ratio	69 dB (1 kHz at 1 Pa, A-weighted)
Phantom power requirements	11-52 V DC, 2 mA
Weight	84 g (3.0 oz)
Dimensions	65.0 mm (2.56") diameter, 15.1 mm (0.59") height
Output connector	TB3M-type
Cable	7.6 m (25.0') long, 3.2 mm (0.13") diameter, 2-conductor, shielded cable with TA3F and XLRM-type connectors
Included accessories	Pouch

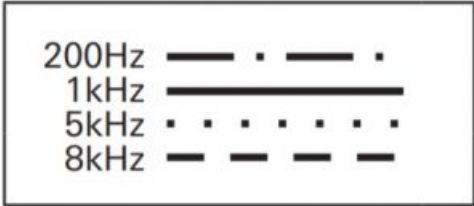
- 1 Pascal = 10 dynes/cm² = 10 microbars = 94 dB SPL

For product improvement, the product is subject to modification without notice.

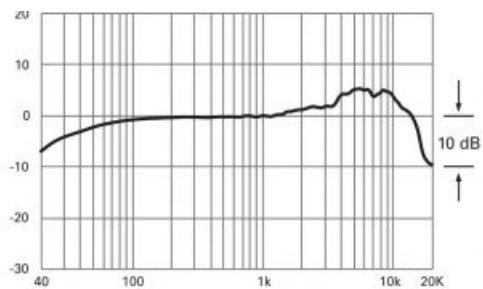
Polar pattern



SCALE IS 5 DECIBELS PER DIVISION




Frequency response

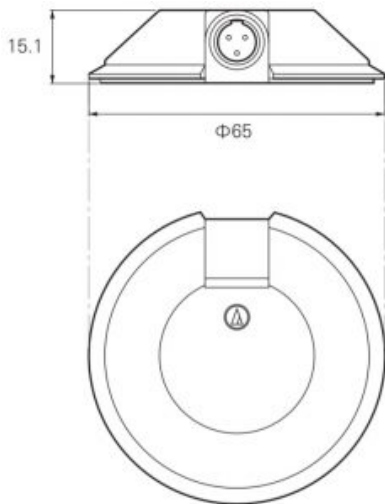


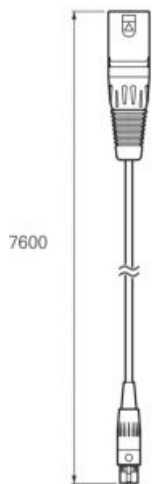
Frequency in Hertz

LEGEND



Dimensions





(Unit: mm)

Warranty (Please be sure to read the notes below.)

For USA Only End-User LIMITED WARRANTY information for the USA is available at www.audiotechnica.com/usawarranties. You may also contact Audio-Technica U.S., Inc. to request a written copy of the Limited Warranty at 1-330-686-2600 or via mail at 1221 Commerce Drive, Stow, OH 44224.

Documents / Resources

	audio-technica U841R Omnidirectional Condenser Boundary Microphone [pdf] User Manual U841R Omnidirectional Condenser Boundary Microphone, unipoint
	audio-technica U841R Omnidirectional Condenser Boundary Microphone [pdf] User Manual U841R, Omnidirectional Condenser Boundary Microphone

References

- [Audio-Technica Corporation](#)