



audio-technica Multidirectional Condenser Boundary Microphone User Manual

[Home](#) » [Audio-Technica](#) » audio-technica Multidirectional Condenser Boundary Microphone User Manual 

audio-technica Multidirectional Condenser Boundary Microphone



U843R

User Manual

MULTIDIRECTIONAL CONDENSER BOUNDARY MICROPHONE

Contents

- [1 Introduction](#)
- [2 Features](#)
- [3 Connection procedure](#)
- [4 Specifications](#)
- [5 Polar pattern](#)
- [6 Frequency response](#)
- [7 Dimensions](#)
- [8 Included accessory](#)
- [9 Documents / Resources](#)
- [10 Related Posts](#)

Introduction

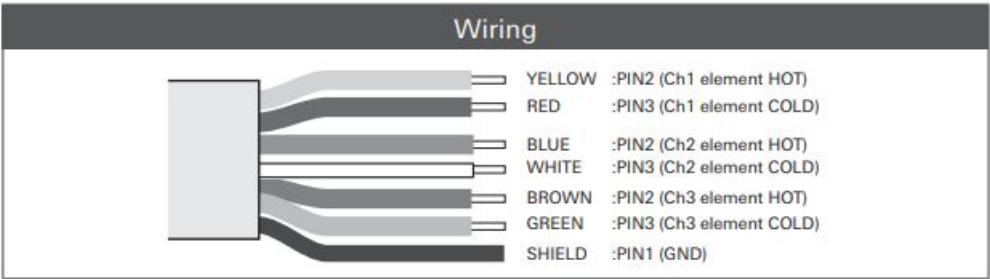
Thank you for purchasing this Audio-Technica product. Before using the product, please read through the Quick Start Guide, as well as this user manual when necessary, to ensure that you use the product correctly.

Features

- Designed for surface-mount applications, such as high-quality sound reinforcement, and to provide total coverage of round or long tables with fewer microphones.
- A small-diameter microphone capsule near the boundary eliminates phase distortion and delivers clear high-output performance.
- Durable brass-carved frame and non-slip high-performance urethane foam bottom pads minimize the coupling of surface vibration to the microphone.
- Low-profile design with low-reflectance finish for minimum visibility.
- U843R is ideal for a variety of video and audio conferencing applications, especially when used with an Audio-Technica automatic SmartMixer™.

Connection procedure

Output from the microphone is low impedance (Lo-Z) balanced. The signal appears across the pairs of colored wires (red and yellow wires for Ch1, white and blue wires for Ch2, and green and brown wires for Ch3); the audio ground is the shield connection. Output is phased so that positive acoustic pressure produces positive voltage on the yellow, green and white wires.



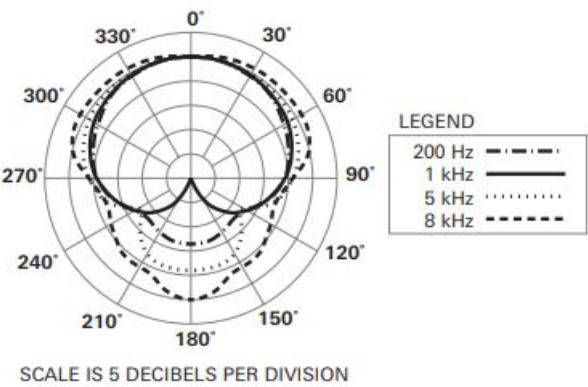
Specifications

Element	Fixed-charge back plate, permanently polarized condenser
Polar pattern	Cardioid x 3
Open circuit sensitivity	-37 dB (14.1 mV) (0 dB = 1 V/Pa, 1 kHz)
Impedance	100 ohms
Maximum input sound level	134 dB SPL (1 kHz at 1 % THD)
Dynamic range	105 dB (1 kHz at Max SPL)
Signal-to-noise ratio	65 dB (1kHz at 1Pa, A-weighted)
Phantom power requirements	11 - 52 V DC, 2 mA
Switches	Levers adjust the elements for proper positioning
Weight	160 g (5.6 oz)
Dimensions	85.0 mm (3.35") diameter, 20.0 mm (0.79") height
Cable	7.6 m (24.93') long, Unterminated-type, Permanently attached to microphone
Included accessory	Soft protective pouch

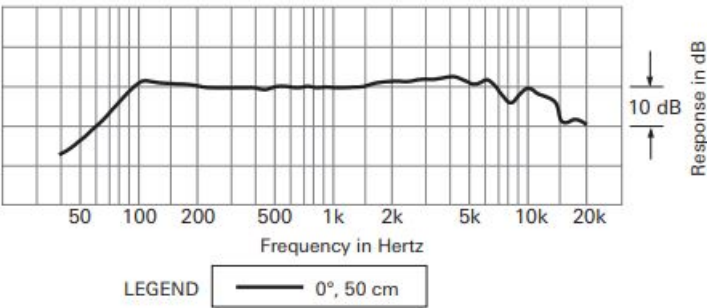
- 1 Pascal = 10 dynes/cm² = 10 microbars = 94 dB SPL For product improvement, the product is subject to

modification without notice.

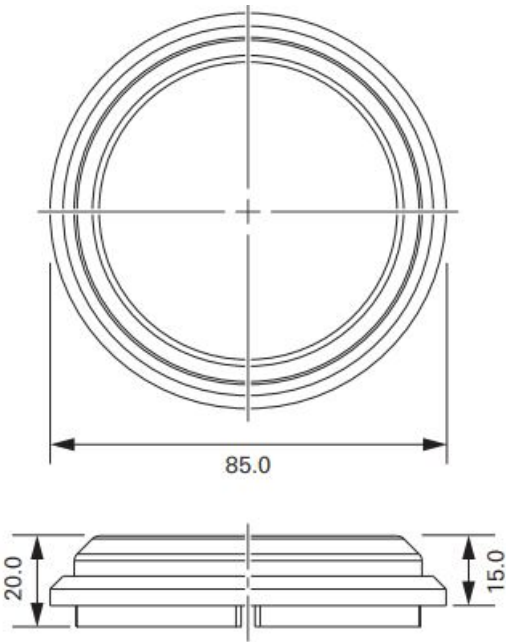
Polar pattern



Frequency response



Dimensions



Included accessory



Audio-Technica Corporation

2-46-1 Nishi-Naruse, Machida, Tokyo 194-8666, Japan


©2019 Audio-Technica Corporation

Global Support Contact: www.at-globalsupport.com

Made in Japan

142316620-02-01 ver.1 2019.03.15

Documents / Resources

	audio-technica Multidirectional Condenser Boundary Microphone [pdf] User Manual Multidirectional Condenser Boundary Microphone, U843R
---	--

[Manuals+](#).