



audio-technica ESW-R4180LK Engineered Sound Wireless Systems User Guide

[Home](#) » [Audio-Technica](#) » audio-technica ESW-R4180LK Engineered Sound Wireless Systems User Guide 



**Engineered Sound Wireless Systems
Quick Start Guide**

ESW-R4180LK / ESW-R4180DAN

8ch Receiver

ESW-T4101

Body-Pack Transmitter

ESW-T4102/C510

Handheld Transmitter

ESW-T4106

Boundary Microphone Transmitter

ESW-T4107

Desk Stand Transmitter

Contents

- [1 Important information](#)
- [2 For customers in the USA FCC Notice](#)
- [3 RF Exposure Statement](#)
- [4 For customers in Canada](#)
- [5 Warranty \(Please be sure to read the notes below.\)](#)
- [6 Introduction of Engineered Sound Wireless Systems](#)
- [7 System Connection example](#)
- [8 About Wireless Manager](#)
- [9 Part names](#)
- [10 Mounting the receiver](#)
- [11 Documents / Resources](#)
 - [11.1 References](#)
- [12 Related Posts](#)

Important information

Warning:

To prevent fire or shock hazard, do not expose this apparatus to rain or moisture.

Caution:

- Do not expose this apparatus to drips or splashes.
- To avoid electric shock, do not open the cabinet.
- Refer servicing to qualified personnel only.
- Do not expose this apparatus to excessive heat such as sunshine, fire, or the like.
- Do not subject this apparatus to strong impact.
- Do not place any objects filled with liquids, such as vases, on this apparatus.
- To prevent fire, do not place any naked flame sources (such as lighted candles) on this apparatus.
- Do not install this apparatus in a confined space such as a bookcase or similar unit.
- Install this apparatus only in the place where ventilation is good.

Battery caution:

- Keep batteries out of the reach of children.
- Observe correct polarity as marked.
- Do not expose the battery to excessive heat such as sunshine, fire, or the like.
- Always consider the environmental issues and follow local regulations when disposing of batteries.
- Remove depleted battery immediately.
- Danger of explosion if battery is incorrectly replaced. Replace only with the same or equivalent type.
- Do not use a leaking battery. If battery leakage occurs, avoid contact with skin. If contact occurs, immediately wash thoroughly with soap and water.
- If battery leakage comes into contact with your eyes, immediately flush with water and seek medical attention.

For customers in the USA FCC Notice

Warning:

This device complies with Part 15 of the FCC Rules. Operation is subject to the following two conditions: (1) This device may not cause harmful interference, and (2) this device must accept any interference received, including interference that may cause undesired operation.

Caution:

You are cautioned that any changes or modifications not expressly approved in this manual could void your authority to operate this equipment.

RF Exposure Statement

This device (ESW-R4180LK / ESW-R4180DAN) complies with FCC radiation exposure limits set forth for an uncontrolled environment and meets the FCC radio frequency (RF) Exposure Guidelines. This equipment has very low levels of RF energy that it deemed to comply without maximum permissive exposure evaluation. (MPE). But it is desirable that it should be installed and operated keeping the radiator at least 20cm or more away from the person's body.

This device (ESW-T4101 / ESW-T4102/C510 / ESW-T4106 / ESW-T4107) complies with FCC radiation exposure limits set forth for an uncontrolled environment and meets the FCC radio frequency (RF) Exposure Guidelines. This equipment has very low levels of RF energy that is deemed to comply without testing of specific absorption rate (SAR).

Contact:

Responsible Company: Audio-Technica U.S., Inc.
Address: 1221 Commerce Drive, Stow, Ohio 44224, USA
Tel: 330-686-2600

For customers in Canada**ISED statement**

This device contains licence-exempt transmitter(s)/receiver(s) that comply with Innovation, Science and Economic Development Canada's licence-exempt RSS(s). Operation is subject to the following two conditions:

1. This device may not cause interference.
2. This device must accept any interference, including interference that may cause undesired operation of the device.

This device complies with RSS-102 radiation exposure limits set forth for an uncontrolled environment.

This equipment should be installed and operated with minimum distance 20cm between the radiator & your body.

Warranty (Please be sure to read the notes below.)**For USA Only**

End-User LIMITED WARRANTY information for the USA is available at www.audio-technica.com/usawarranties. You may also contact Audio- Technica U.S., Inc. to request a written copy of the Limited Warranty at 1-330-686-2600 or via mail at 1221 Commerce Drive, Stow, OH 44224.




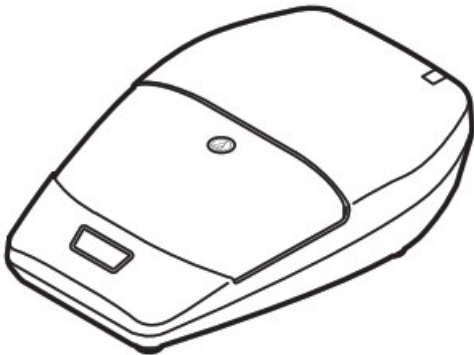

Communication specifications	
RF output	Max: 250 mW High: 100 mW Mid: 30 mW Low: 10 mW Min: 2 mW
Frequency band	DECT Mode 00, 24, 27: 1,880 to 1,900 MHz
Maximum SAR value	ESW-T4101: 0.051 W/kg ESW-T4102: 0.053 W/kg ESW-T4106: 0.019 W/kg ESW-T4107: 0.006 W/kg

1. May differ depending on the country or region in which you live.
2. DECT Mode is set according to the laws and regulations of each country where this product is sold and can't be changed.
3. You can check DECT Mode of your device in the Wireless Manager.

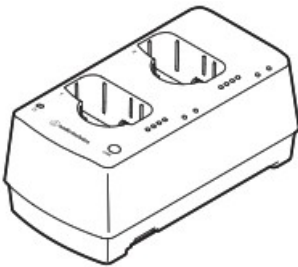
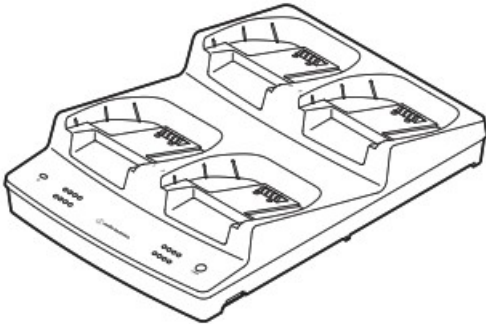
For more information on how to use this product and troubleshoot any problems, refer to the user manual on the AudioTechnica website.	 https://www.audiotechnica.com/
	 https://www.audiotechnica.co.jp/

Introduction of Engineered Sound Wireless Systems

Products described in this document

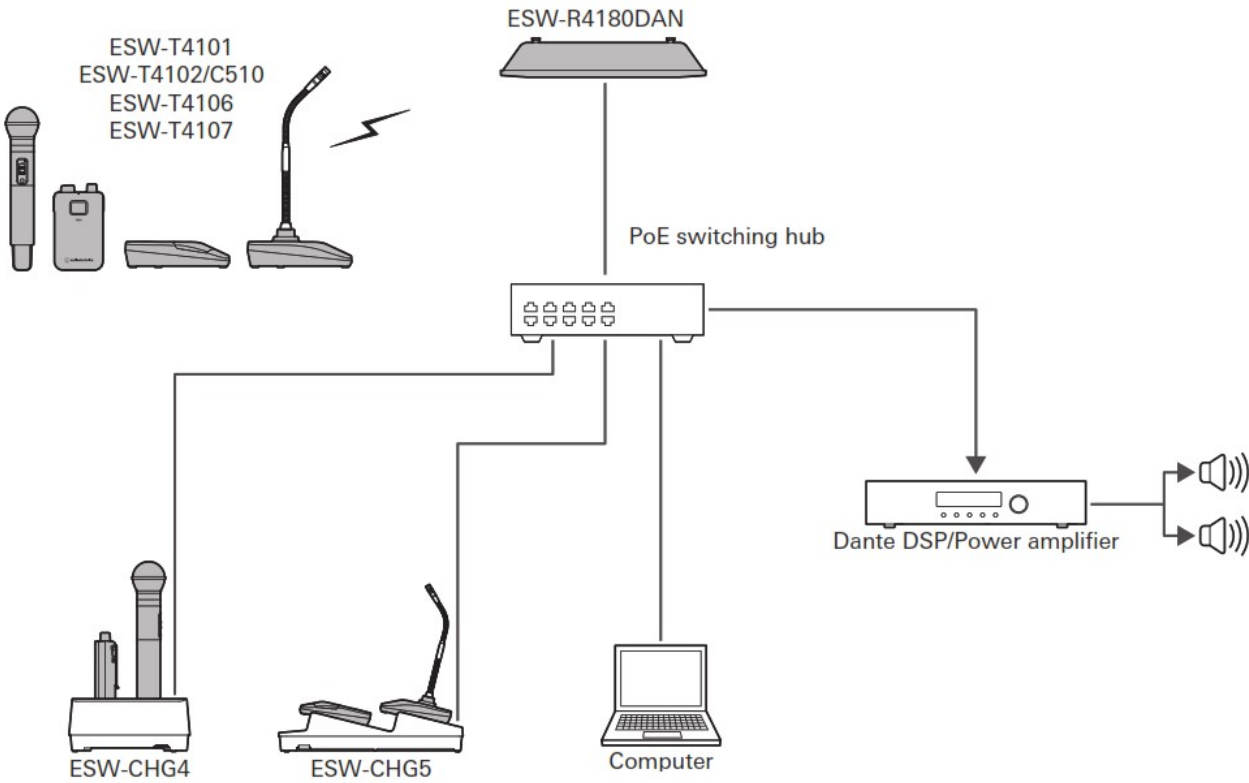
ESW-R4180LK	ESW-R4180DAN	ESW-T410
8ch Receiver (with Audio-Technica LINK)	8ch Receiver (with Dante)	Body-Pack
		
ESW-T4102/C510	ESW-T4106	ESW-T410
Handheld Transmitter	Boundary Microphone Transmitter	Desk Stand
		

Other system products

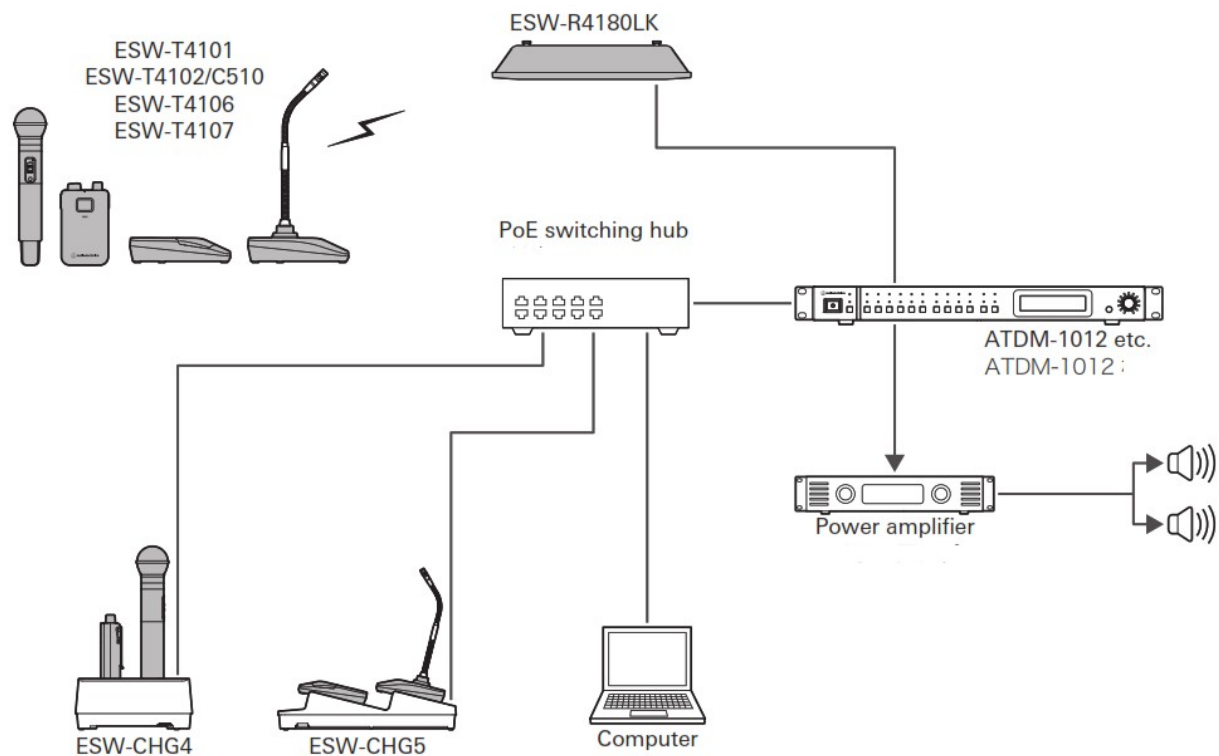
ESW-CHG4	ESW-CHG5
Two-Bay Charging Station	Four-Bay Charging Station
	

System Connection example

ESW-R4180LK



ESW-R4180DAN



About Wireless Manager

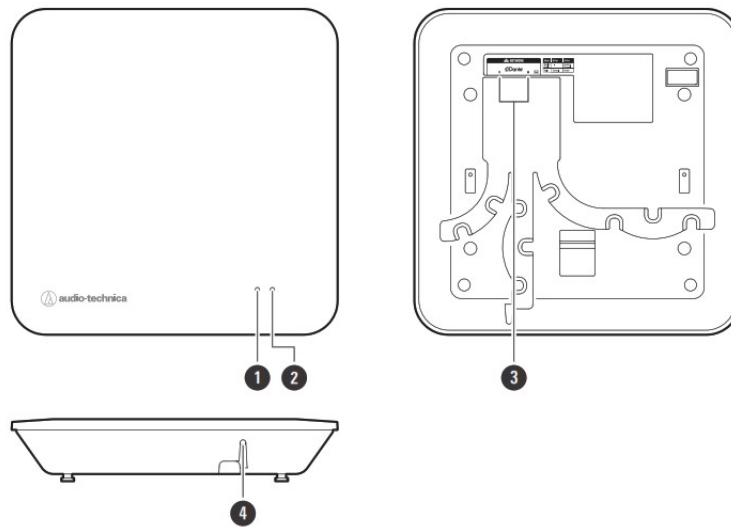


<https://www.audio-technica.com/>

The product requires Wireless Manager software for PC.
 Download from the Audio-Technica website (<https://www.audio-technica.com/>).
 After installing the Wireless Manager, launch the software and configure the product.
 For details about the settings, refer to the user manual.

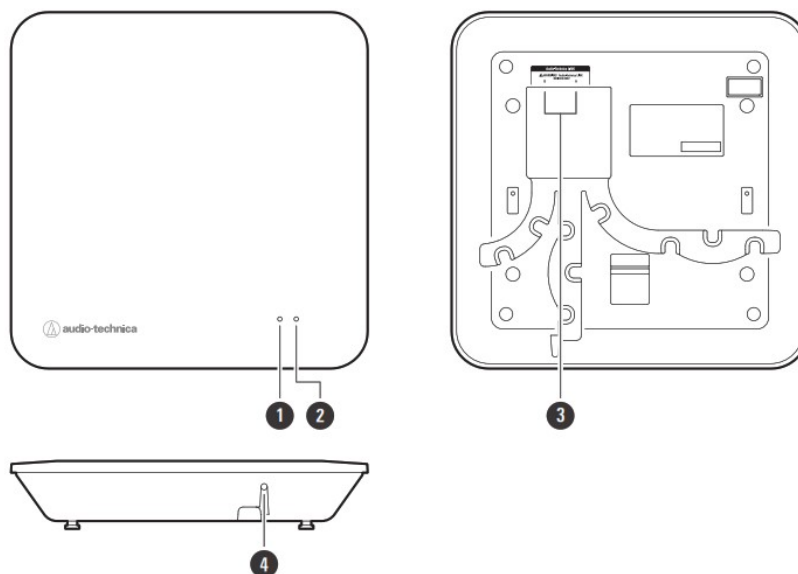
Part names

ESW-R4180LK

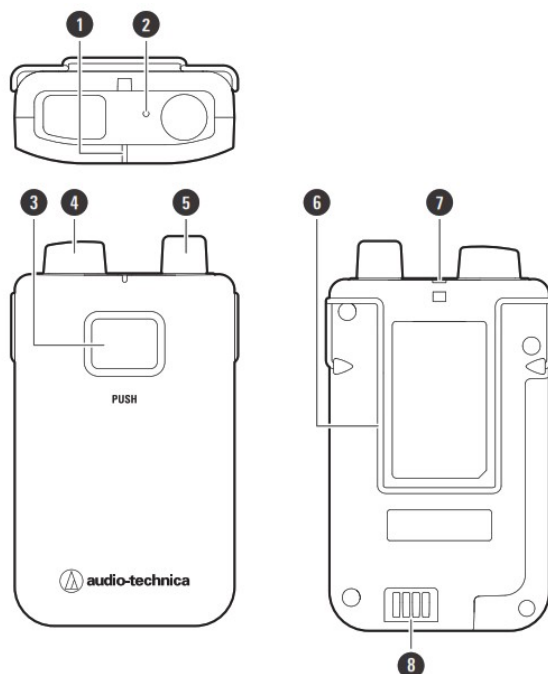


1. Status indicator lamp
2. Link indicator lamp
3. Audio-Technica LINK A/B terminals
Audio-Technica LINK A/B
4. Reset button

ESW-R4180DAN



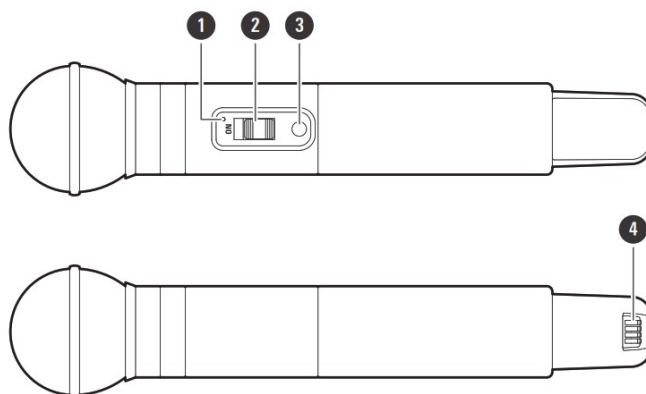
- | | |
|------------------------------------------------------------------------------------------------------------|-------------------------------------------------------------------------------------------------|
| <ol style="list-style-type: none"> 1. Status indicator lamp 2. Link indicator lamp | <ol style="list-style-type: none"> 3. Network A/B ports 4. Reset button |
|------------------------------------------------------------------------------------------------------------|-------------------------------------------------------------------------------------------------|



- 1. Status indicator lamp
- 2. Microphone
- 3. PUSH button
- 4. Transmission antenna

- 5. Input connector
- 6. Clip
- 7. Strap hole
- 8. Charging port

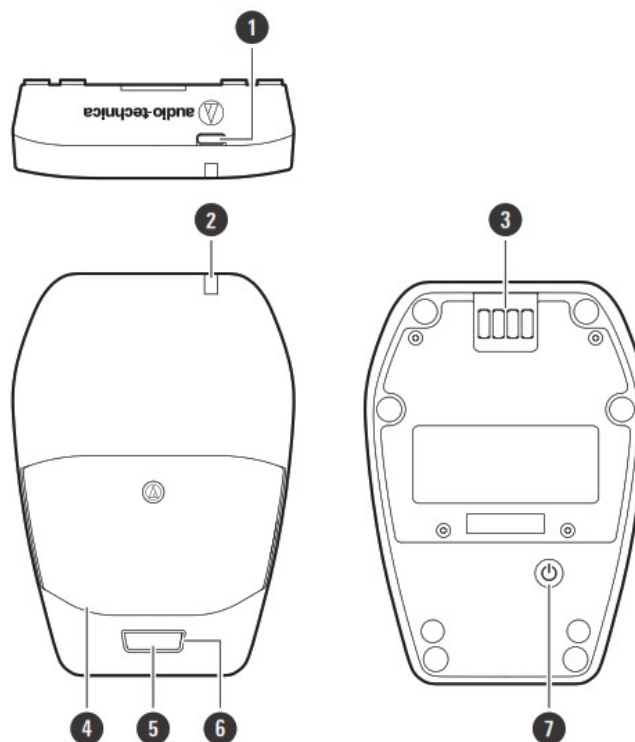
ESW-T4102/C510



- 1. Status indicator lamp
- 2. Mute switch

- 3. Power button
- 4. Charging port

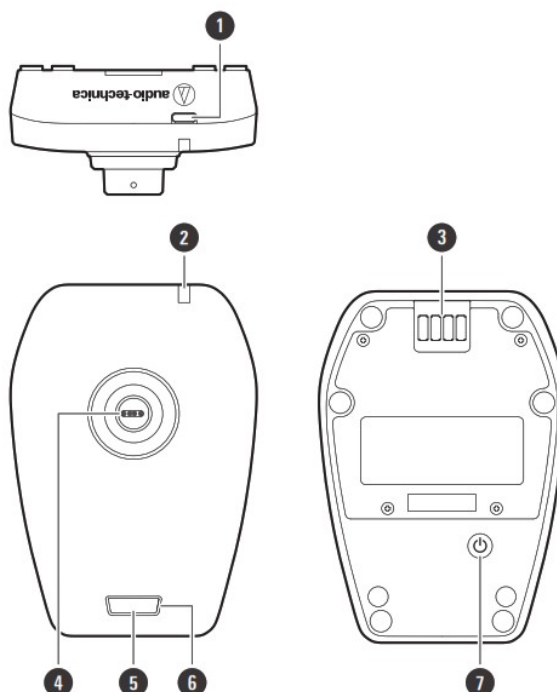
ESW-T4106



- 1. USB port / USB
- 2. Status indicator lamp
- 3. Charging port
- 4. Microphone

- 5. Talk switch
- 6. Talk indicator lamp
- 7. Power button

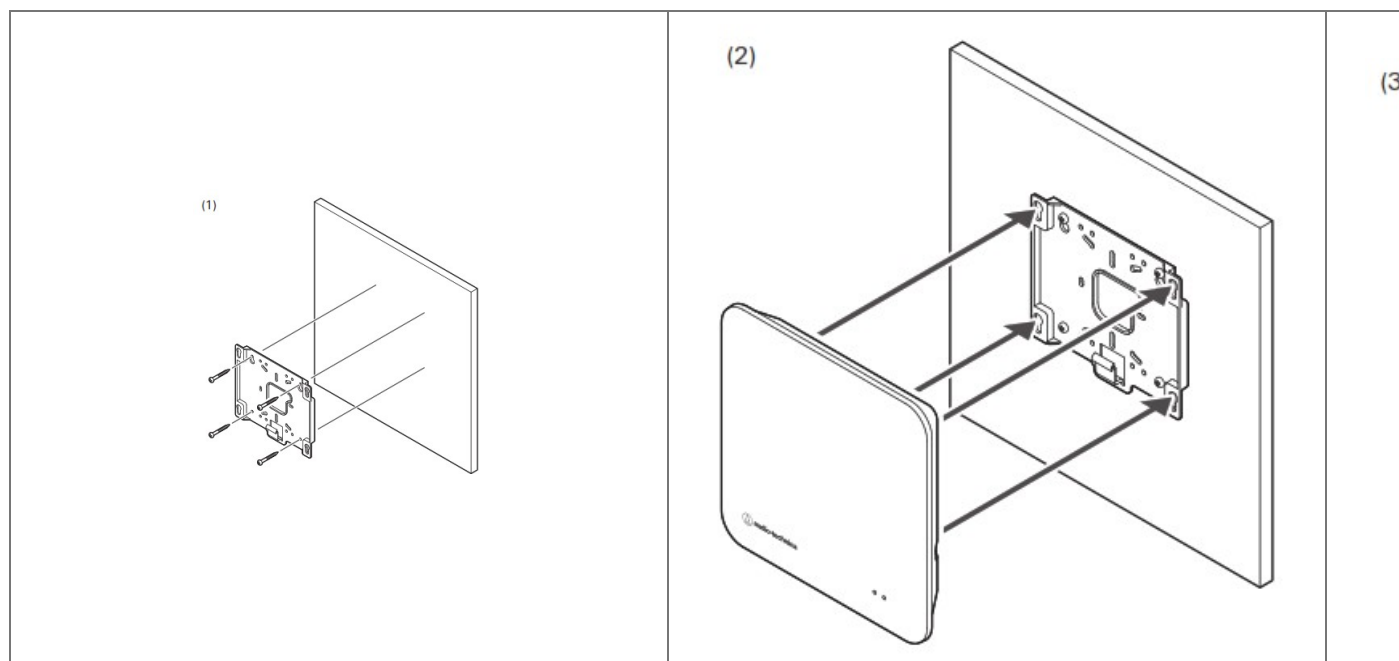
ESW-T4107



- 1. USB port / USB
- 2. Status indicator lamp
- 3. Charging port
- 4. Input connector

- 5. Talk switch
- 6. Talk indicator lamp
- 7. Power button

Mounting the receiver



Audio-Technica Corporation

2-46-1 Nishi-naruse, Machida, Tokyo 194-8666, Japan

www.audio-technica.com

©2021 Audio-Technica Corporation

Global Support Contact: www.at-globalsupport.com

232700030-01-01 ver.1 2021.03.01

Documents / Resources

	audio-technica ESW-R4180LK Engineered Sound Wireless Systems [pdf] User Guide R4180LK, JFZR4180LK, ESW-R4180LK, ESW-R4180DAN, ESW-R4180LK Engineered Sound Wireless Systems, Wireless Systems, Engineered Sound Wireless Systems
--	--------------------------------------------------------------------------------------------------------------------------------------------------------------------------------------------------------------------------------------------------------

References

- [—](#)
- [Technica, U.S.A. - Home](#)
- [Audio-Technica Corporation](#)
- [—](#)
- [Audio-Technica Corporation | Headphones, Microphones & Turntables](#)
- [US Warranties](#)
- [ä, €è^-ç³/4â>£æ³•äºº é»»æ± ä·¥æ¥ä¼ | ä, €è^-ç³/4â>£æ³•äºº é»»æ± ä·¥æ¥ä¼](#)
- [—](#)
- [Audio-Technica Corporation | Headphones, Microphones & Turntables](#)