



# audio-technica Cardioid Dynamic Instrument Microphone User Manual

[Home](#) » [Audio-Technica](#) » audio-technica Cardioid Dynamic Instrument Microphone User Manual 

audio-technica Cardioid Dynamic Instrument

Microphone User Manual



User Manual

Cardioid Dynamic Instrument Microphone AE2300

**audio-technica**



Thank you for purchasing this product. Before using the product, read through the user manual to ensure that you will use the product correctly. Please keep this manual for future reference.

## Contents

- [1 Features](#)
- [2 Notes on use](#)
- [3 Safety precaution](#)
- [4 Connection procedure](#)
- [5 Specifications](#)
- [6 Polar pattern](#)
- [7 Frequency response](#)
- [8 Documents / Resources](#)
  - [8.1 References](#)
- [9 Related Posts](#)

## Features

- Tailored to capture sound from guitar amps, brass and woodwinds, drums, and percussion instruments with equal clarity and precision
- Proprietary double-dome diaphragm construction improves high-frequency and transient response
- Excels in high-SPL applications and maintains directionality across the entire frequency range
- Minimal off-axis coloration (frequency response is nearly identical at 0°, 90°, and 180°) helps to maintain phase coherence in multiple microphone setups
- The switchable low-pass filter removes harsh, high-frequency content without negatively affecting the overall tone of an instrument
- A low-profile design allows the microphone to be placed easily and unobtrusively in a wide variety of setups

- Rugged, brass metal construction ensures dependable performance in live music applications
- Isolation stand clamp provides secure mounting, versatile positioning, and effective dampening of unwanted mechanical noise

## **Notes on use**

The AE2300 is a dynamic microphone with a cardioid polar pattern. It is designed specifically for musical instrument pickup in the studio and on stage.

The cardioid polar pattern of the microphone is more sensitive to sound originating directly in front of the element, making it useful for controlling feedback and reducing the pickup of unwanted sounds.

The output of the microphone is a 3-pin XLRM-type connector.

The microphone is equipped with a switch that permits the choice of flat response or high-frequency roll-off (via integral 6 kHz low-pass filter).

Avoid leaving the microphone in the open sun or in areas where temperatures exceed 43°C for extended periods. Extremely high humidity should also be avoided.

## **Safety precaution**

Although this product was designed to be used safely, failing to use it correctly may result in an accident. To ensure safety, observe all warnings and cautions while using the product.

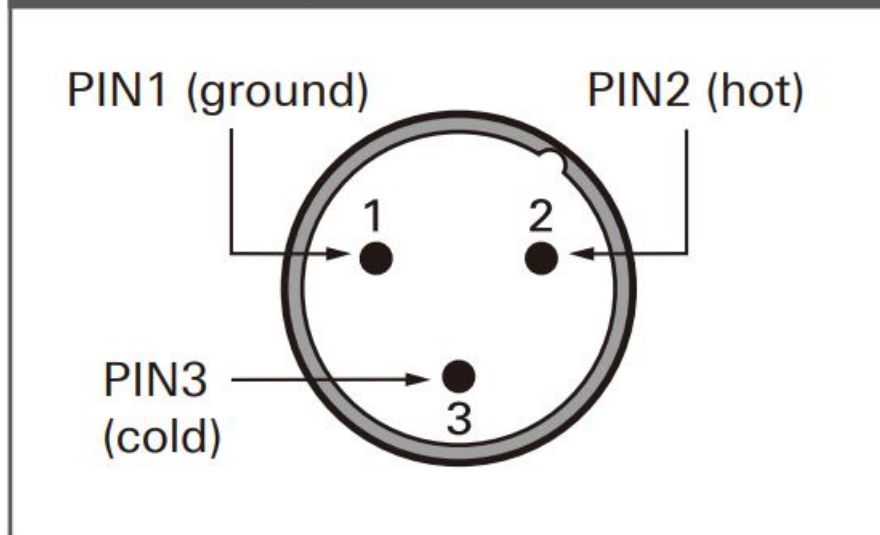
## **Cautions for the product**

- Do not subject the product to a strong impact to avoid malfunction.
- Do not disassemble, modify or attempt to repair the product.
- Do not handle the product with wet hands to avoid electric shock or injury.
- Do not store the product under direct sunlight, near heating devices, or in a hot, humid, or dusty place.

## **Connection procedure**

Connect the output terminals of the microphone to a device that has a microphone input (balanced input). The output connector is an XLRM-type with polarity as shown in the figure below.

## Output terminals



### Specifications

Element — Dynamic

Polar Pattern — Cardioid

Frequency response — 60 – 20,000 Hz

High-Frequency roll-off — 6,000 Hz, 6 dB/octave

Open circuit sensitivity — -57 dB (1.4 mV) re 1V at 1 Pa

Impedance — 250 ohms

Switches — Flat, roll-off

Weight — 138 g

Dimensions — 95.6 mm long, 28.0 mm maximum diameter

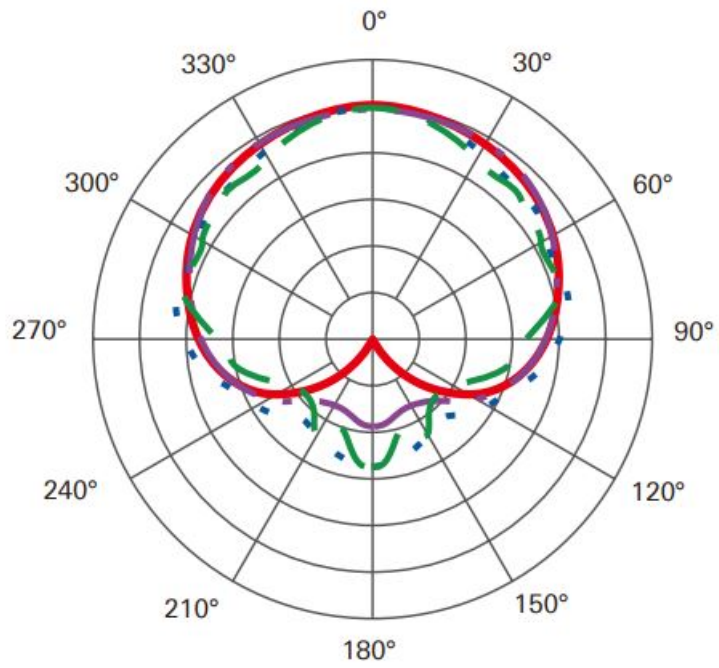
Output connector — Integral 3-pin XLRM-type

Accessories furnished — AT8471 isolation clamp for 5/8"-27 threaded stands;  
5/8"-27 to 3/8"-16 threaded adapter;  
soft protective pouch

- 1 Pascal = 10 dynes/cm<sup>2</sup> = 10 microbars = 94 dB SPL

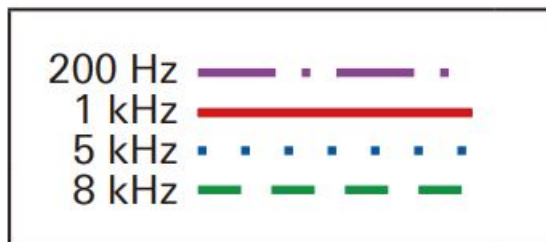
\* Typical, A-weighted, using Audio Precision System One. For product improvement, the product is subject to modification without notice.

### Polar pattern

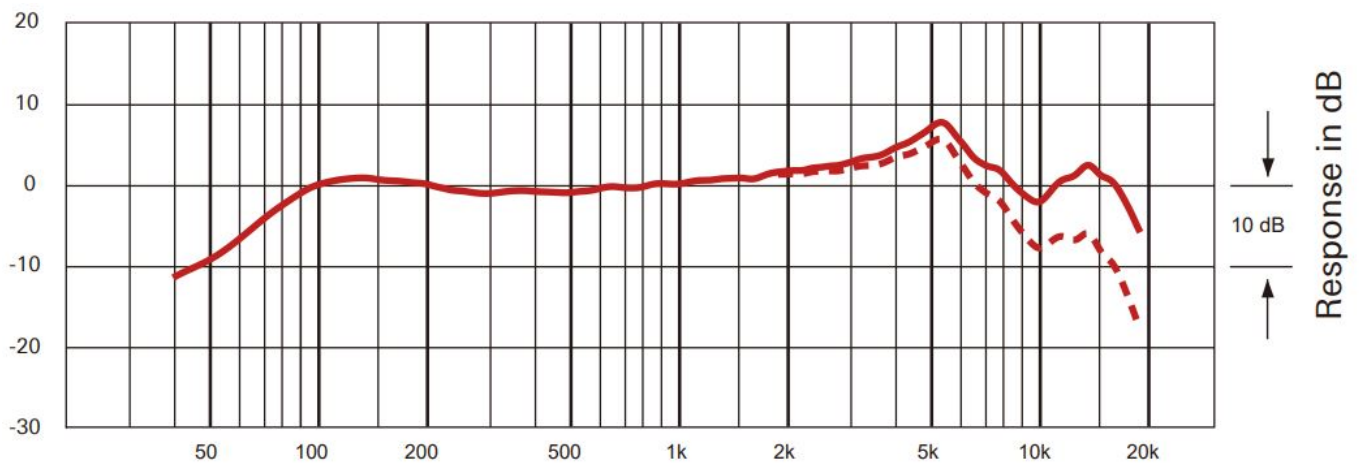


SCALE IS 5 DECIBELS PER DIVISION

**LEGEND**



**Frequency response**



Frequency in Hertz

## LEGEND



### Audio-Technica Corporation


2-46-1 Nishi-Naruse, Machida, Tokyo 194-8666, Japan

©2017 Audio-Technica Corporation

Global Support Contact: [www.at-globalsupport.com](http://www.at-globalsupport.com)

07-DEC-2020 Form No.ATGC-L0385-20

## Documents / Resources

	<p><a href="#">audio-technica Cardioid Dynamic Instrument Microphone</a> [pdf] User Manual Cardioid Dynamic Instrument Microphone, AE2300</p>
--	---

## References

- [Audio-Technica Corporation](#)