

audio pro

**LINK2 Link
2 Wireless
Multiroom
Adapter**



audio pro LINK2 Link 2 Wireless Multiroom Adapter User Manual

[Home](#) » [audio pro](#) » audio pro LINK2 Link 2 Wireless Multiroom Adapter User Manual 

Contents

- 1 [audio pro LINK2 Link 2 Wireless Multiroom Adapter](#)
- 2 [CONTROLS](#)
- 3 [REARVIEW](#)
- 4 [CONNECTING TO THE NETWORK](#)
- 5 [KEY REQUIREMENTS](#)
- 6 [CONNECT TO POWER](#)
- 7 [MAKING A PRESET](#)
- 8 [ERWEITERTES STREAMING](#)
- 9 [BLUETOOTH](#)
- 10 [SPECIFICATIONS](#)
- 11 [IMPORTANT SAFETY INSTRUCTIONS](#)
- 12 [\(AC symbol, Alternating current\)](#)
- 13 [FCC STATEMENT](#)
- 14 [Documents / Resources](#)
 - 14.1 [References](#)

audio pro

audio pro LINK2 Link 2 Wireless Multiroom Adapter



WELCOME TOWIRELESS HIFI.

Our new generation of products uses Audio Pro wireless technology, Google Cast, AirPlay 2, Spotify Connect and Tidal Connect.



The Spotify Software is subject to third-party licenses found here:
www.spotify.com/connect/third-party-licenses.

Google, Google Play, Chromecast and other related marks are trademarks of Google LLC. Chromecast built-in may require subscription(s). The Google Assistant requires an internet connection and is not available in certain countries and languages. Availability and react of certain features and services are device, service, and network-dependent and may not be available in all areas. Controlling certain devices in your home requires compatible smart devices. Subscriptions for services and applications may be required and additional terms, conditions and/or charges may apply. The Android robot is created and shared by Google and used according to the Creative Commons 3.0 Attribution License.

The Wi-Fi CERTIFIED Logo is a certification mark of the Wi-Fi Alliance.

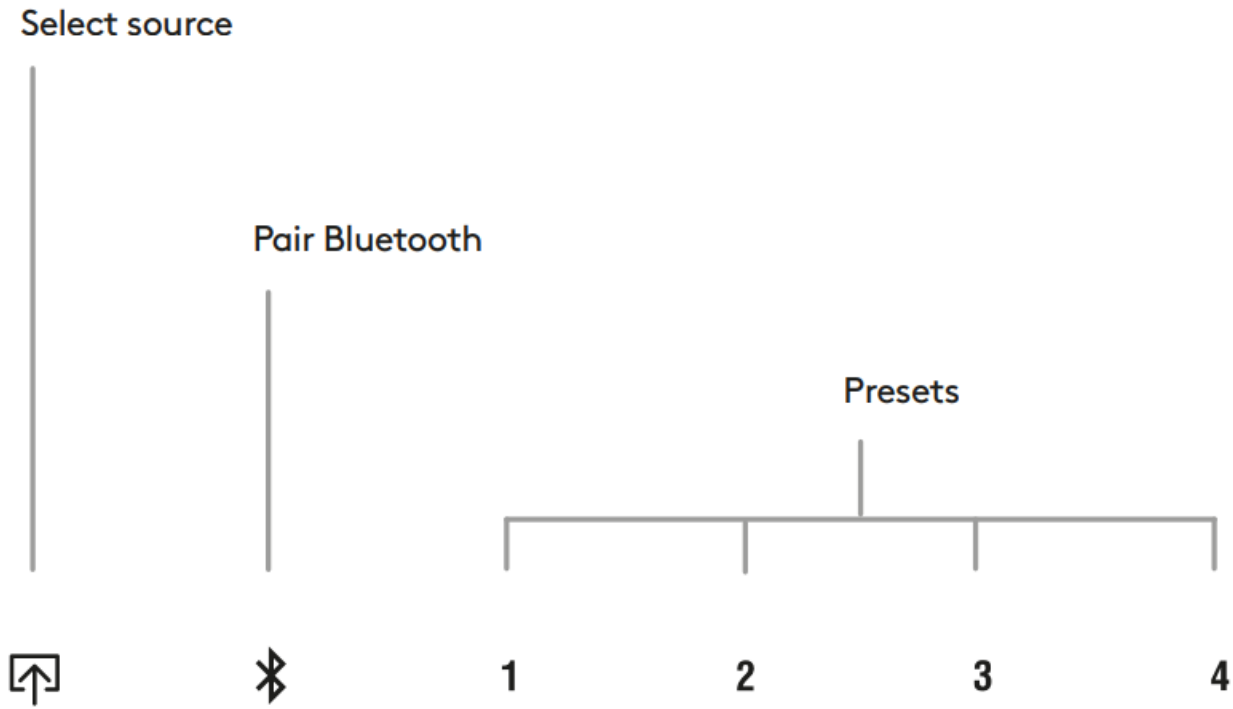
The Bluetooth® word mark and logos are registered trademarks owned by Bluetooth SIG, Inc. and any use of such marks by AUDIO PRO AB, is under license. Other trademarks and trade names are those of their respective owners.

© Apple, the Apple logo, AirPlay, iPad, iPhone, and iPod touch are trademarks of Apple Inc., registered in the U.S. and other countries. App Store is a service mark of Apple Inc.

© AUDIO PRO AB, SWEDEN. ALL RIGHTS RESERVED.
TRADEMARKS ARE THE PROPERTY OF AUDIO PRO AB, SWEDEN.
Audio Pro AB, Garnisonsgatan 52 SE-254 66 Helsingborg, Sweden
Audio Pro®, the Audio Pro logotype, the ‘a’ symbol, and ace-bass® are all registered trademarks of Audio Pro AB, Sweden.
All rights reserved. Audio Pro follows a policy of continuous advancement in development.
Specifications may be changed without notice.
All other products and services mentioned may be trademarks or service marks of their respective owners.

THIS DOCUMENT CONTAINS INFORMATION THAT IS SUBJECT TO CHANGE WITHOUT NOTICE.

CONTROLS





On/Off



Previous



Play/Pause

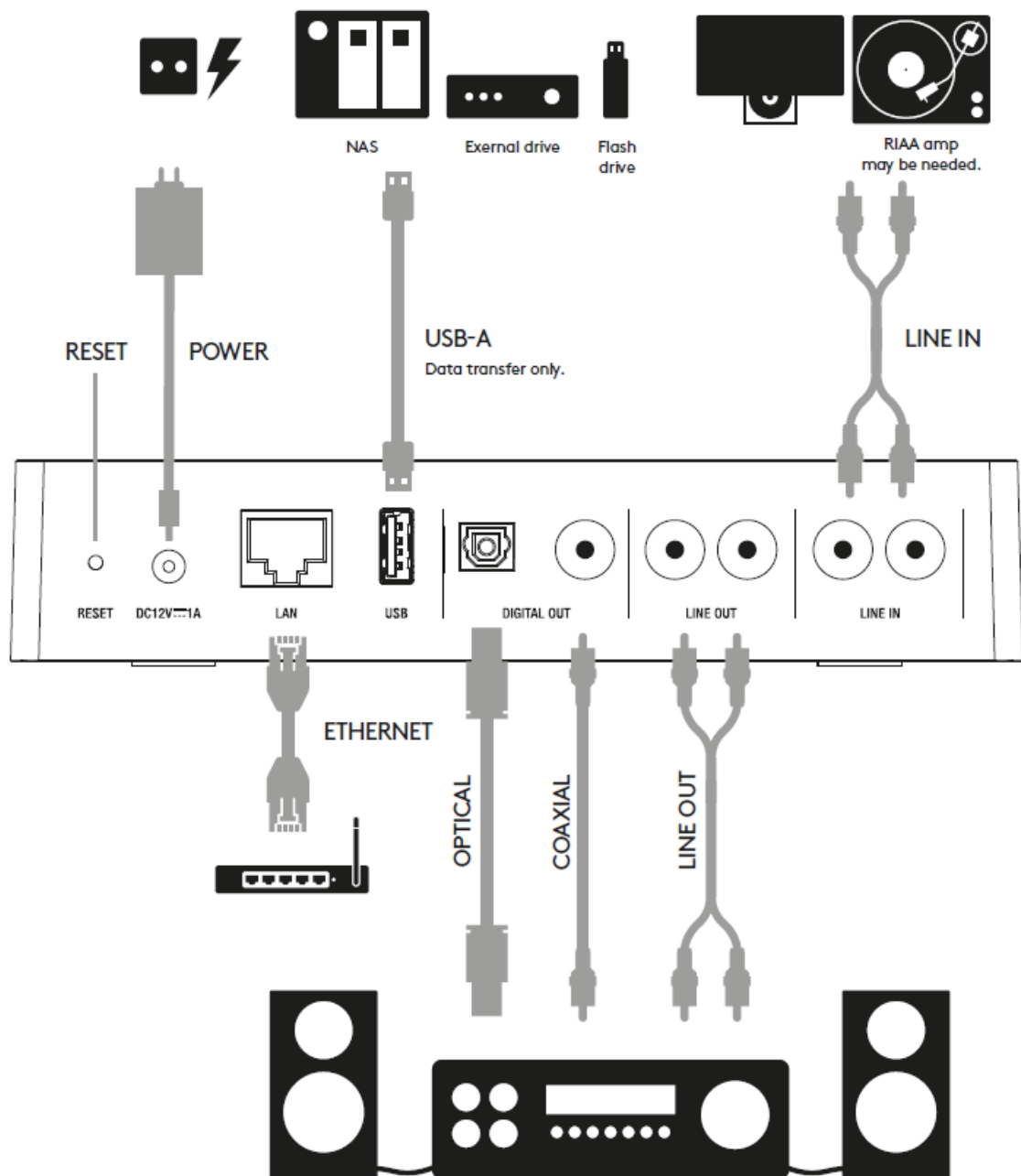


Next



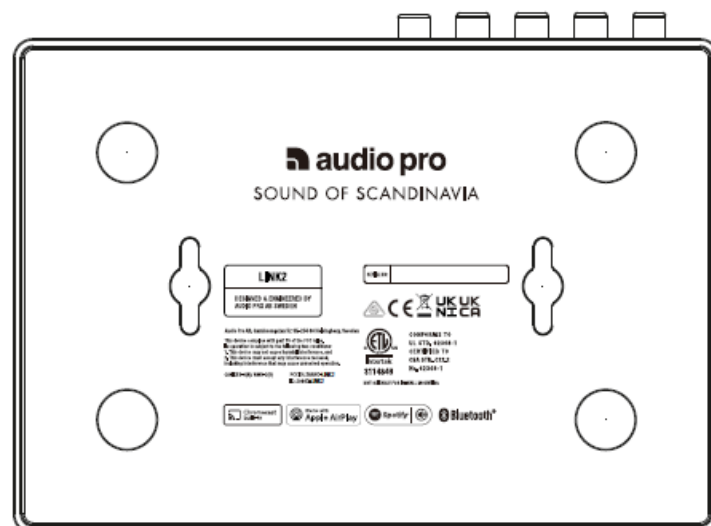
Volume control

REARVIEW



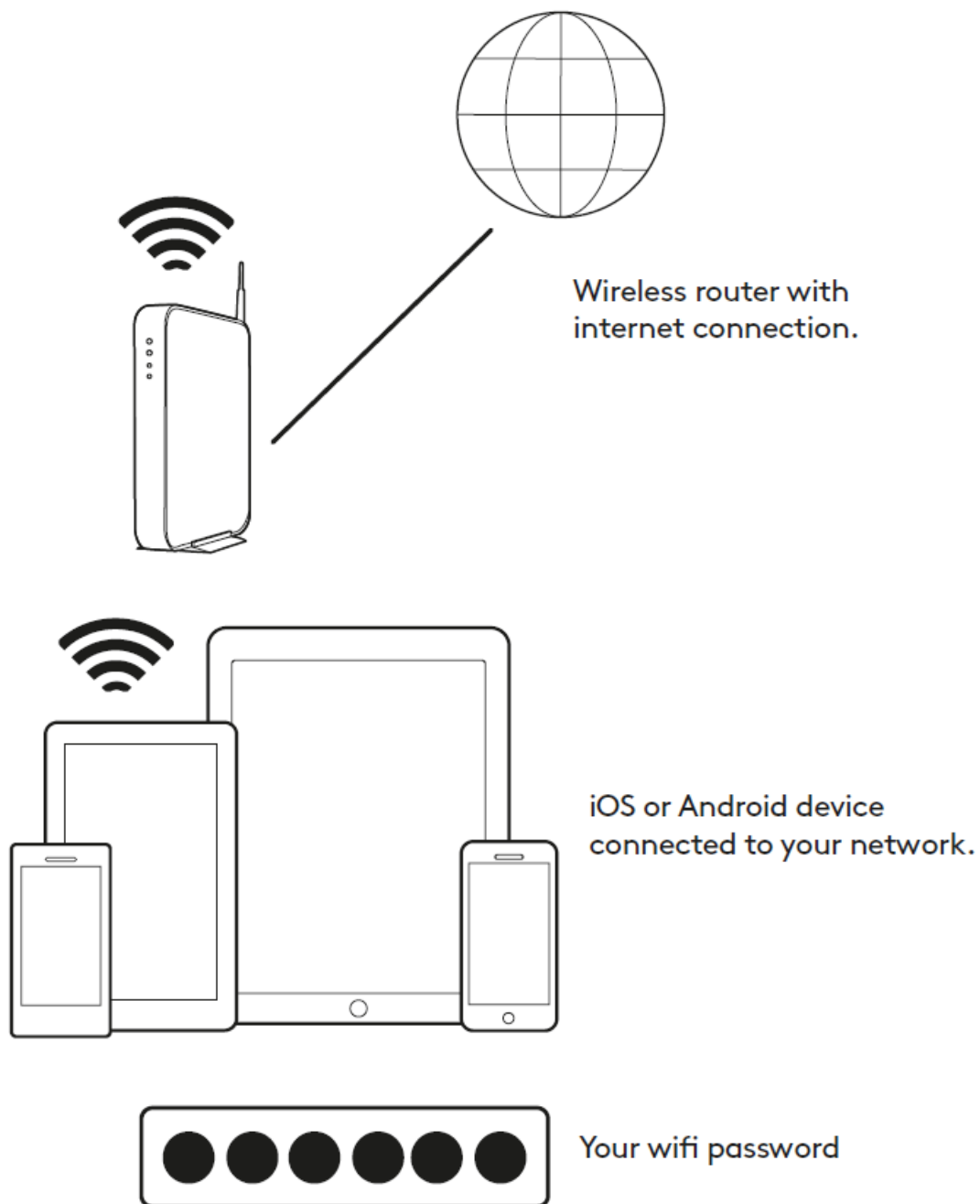
WALLMOUNT

Only suitable for mounting at heights: ≤ 2 m.



CONNECTING TO THE NETWORK

YOU NEED THIS



Character set UTF-8 for password is supported. (Not åäö or special characters).

KEY REQUIREMENTS

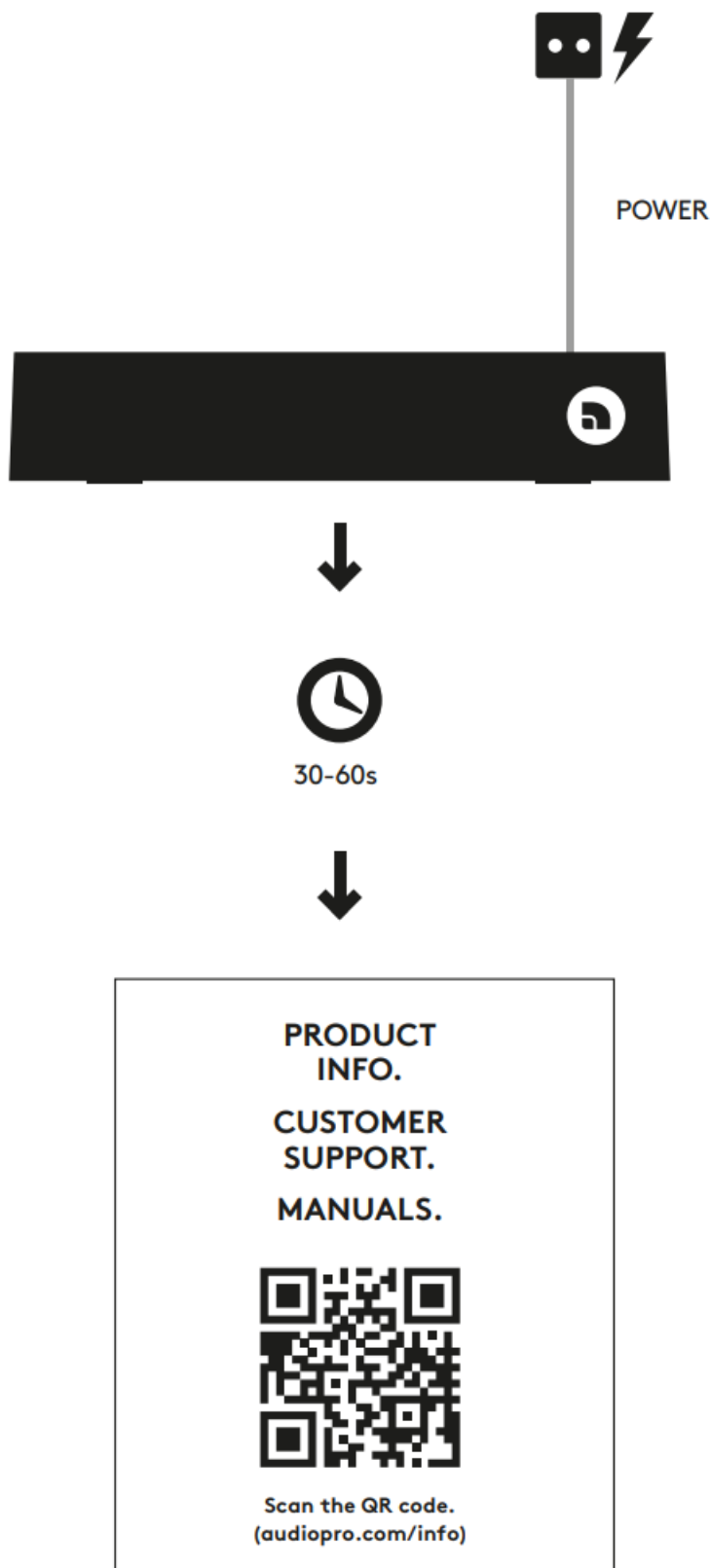
NETWORK

- Your network must have a high-speed internet connection, as the Audio Pro system is designed to utilise free, online software updates.
- Audio Pro speakers communicate via a 2.4 GHz / 5 GHz home network with support for 802.11 b/g/n/ac wireless technology.

ROUTER

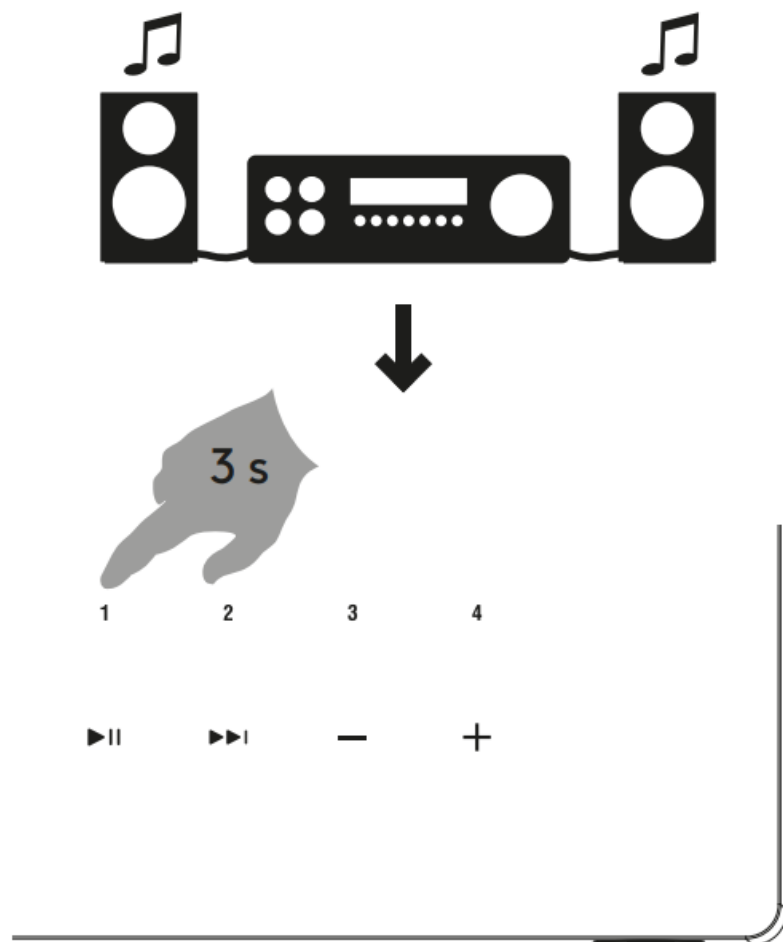
- High-speed DSL/cable modem, or fiber-to-the-home broadband connection for proper playback of internet-based music services.
- Different routers provide different levels of performance. Please use a good wireless router to achieve the best possible performance.

CONNECT TO POWER



MAKING A PRESET

1. ON THE LINK 2

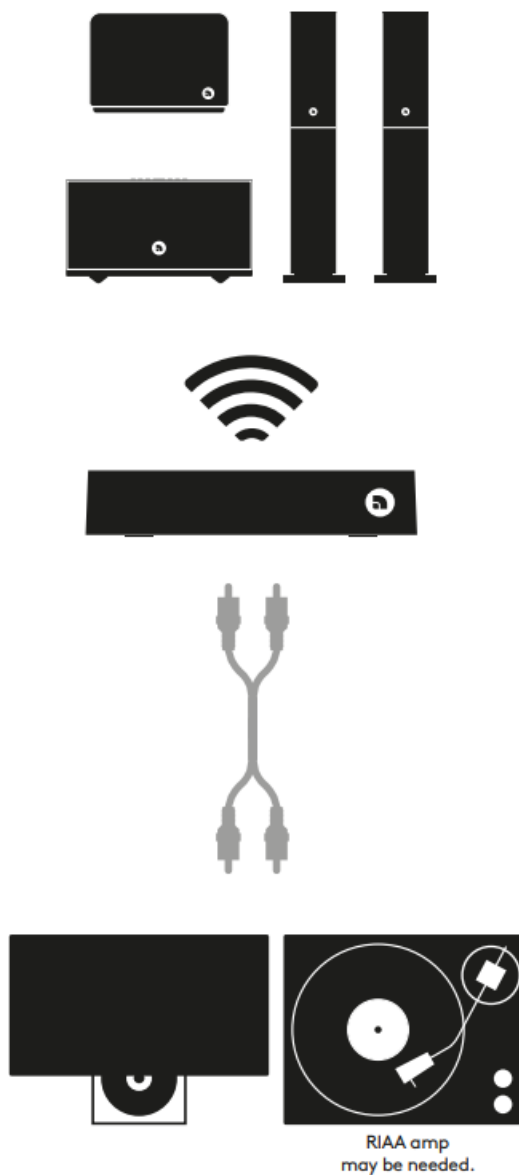


2. IN THE APP



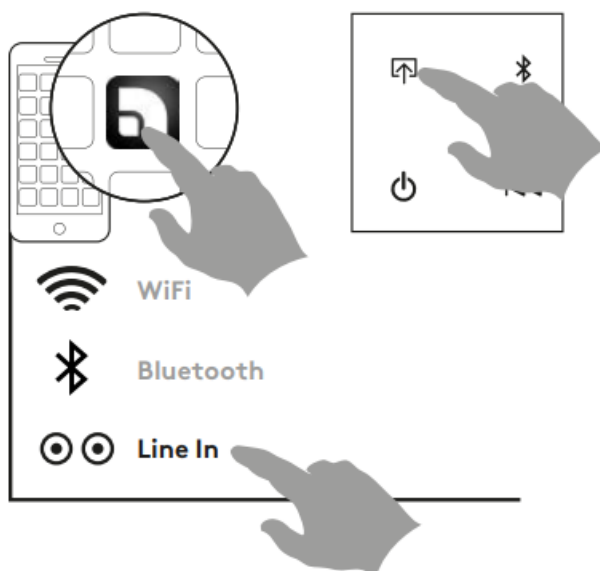
ERWEITERTES STREAMING

Connected devices sound can be played to more speakers wirelessly. Choose master speaker in group to play.



Choose the connected input source.

SELECT SOURCE IN APP / ON LINK2



SPOTIFY CONNECT

Use your phone, tablet or computer as a remote control for Spotify.

Go to spotify.com/connect to learn how.

AIRPLAY / CHROMECAST

Tap AirPlay, and choose a speaker.



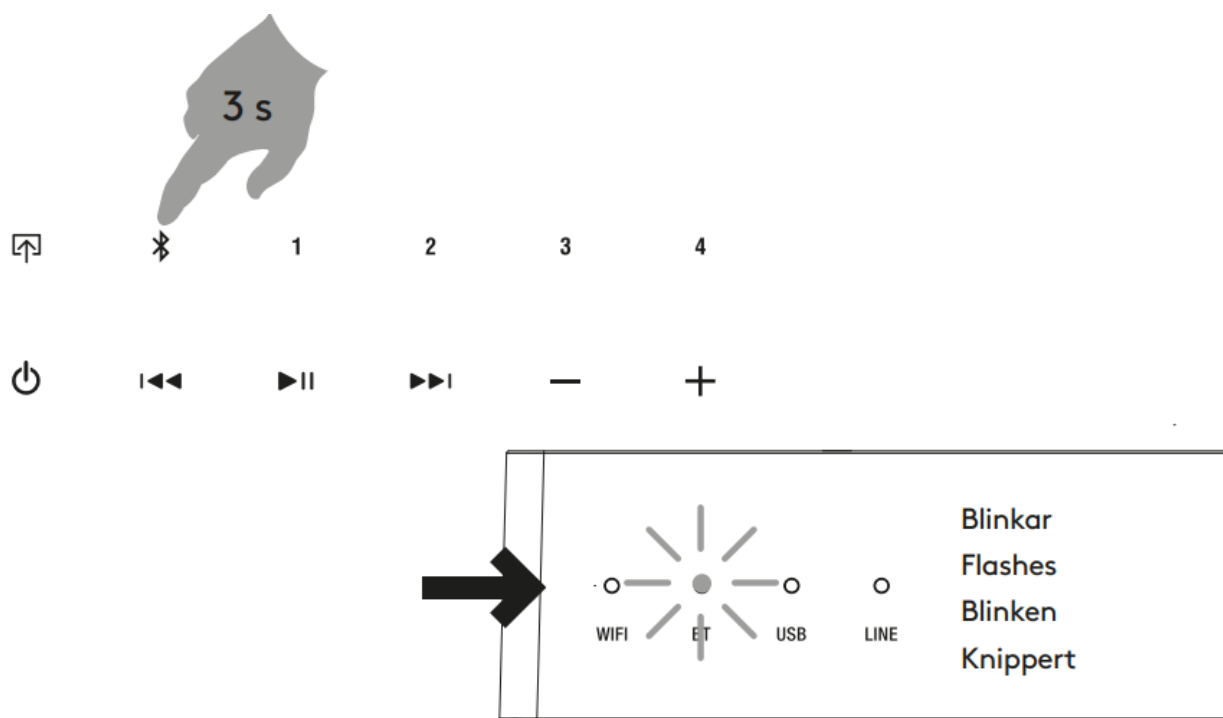
WIFI FAQ



BLUETOOTH

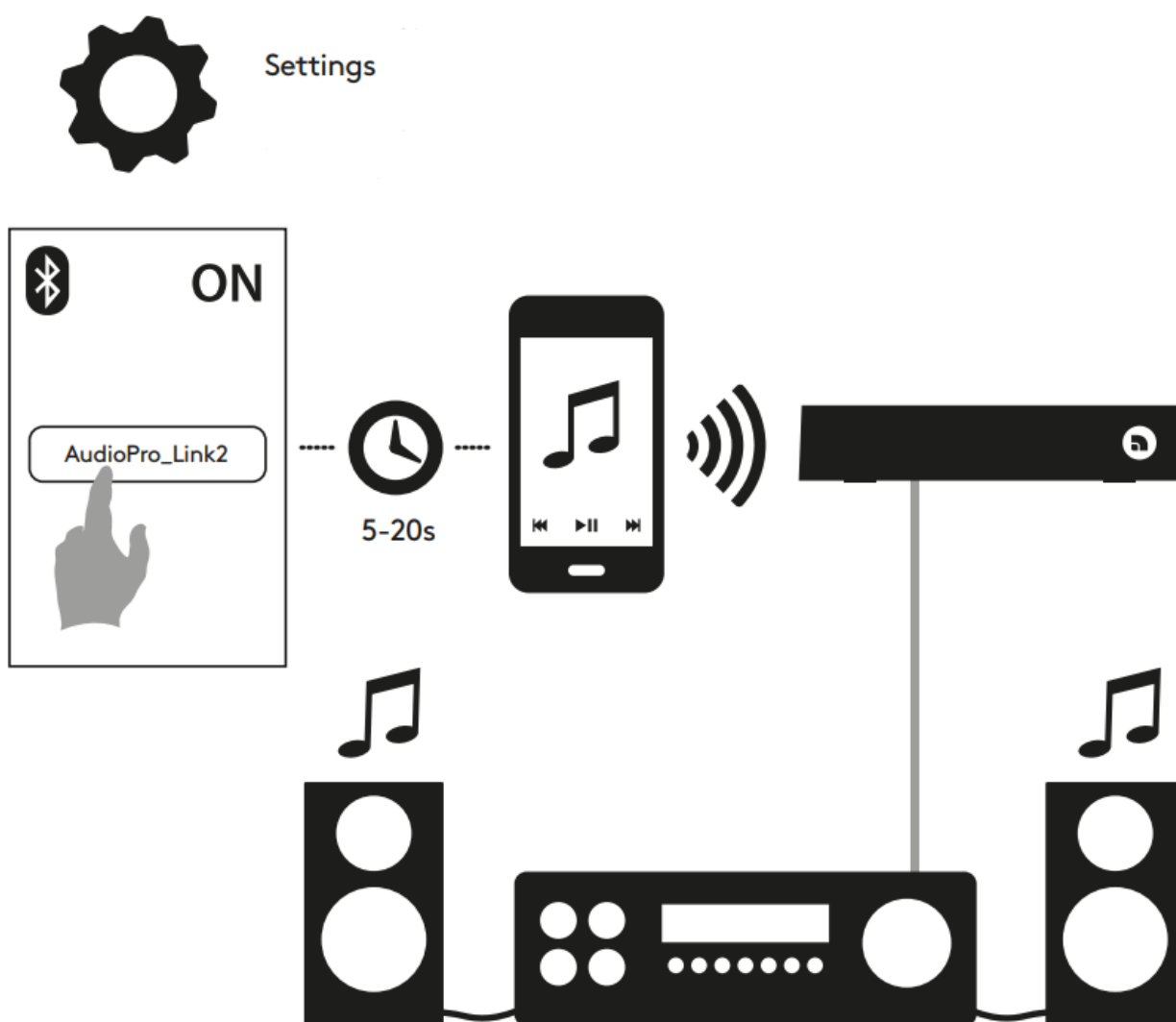
1. PAIR

1.



2. Settings

2.



SPECIFICATIONS

- **Dimensions HxWxD:** 36 x 180 x 126 mm
 - **Inputs:** WiFi/Ethernet, Bluetooth 4.2, Line In, USB-A
 - **Outputs:** Line Out, Optical, Coaxial
- **Wireless network compatibility:** 802.11 b/g/n/ac, 2.4 GHz/5 GHz, Ethernet
- **Supported audio formats:** MP3, WMA, AAC, FLAC, Apple Lossless
- **Power consumption WiFi/STB/ON:** 2.4 W/0.48 W/5 W



The lightning flash with arrowhead symbol, within an equilateral triangle, is intended to alert the user to the presence of uninsulated “dangerous voltage” within the product’s enclosure that may be of sufficient magnitude to constitute a risk of electric shock to persons.

The exclamation point within an equilateral triangle is intended to alert the user to the presence of important operating and maintenance (servicing) instructions in the literature accompanying the appliance.

WARNING:

TO REDUCE THE RISK OF FIRE OR ELECTRIC SHOCK, DO NOT EXPOSE THIS APPARATUS TO RAIN OR MOISTURE.

CAUTION:

TO REDUCE THE RISK OF ELECTRIC SHOCK, DO NOT REMOVE COVERS OR PANELS. NO USER-SERVICEABLE PARTS INSIDE. REFER SERVICING TO QUALIFIED SERVICE PERSONNEL.

IMPORTANT SAFETY INSTRUCTIONS

1. Read these instructions.
2. Keep these instructions.
3. Heed all warnings.
4. Follow all instructions.
5. Do not use this product near water.
6. Clean only with dry cloth.
7. Operating temperature (°C) 5–40
Humidity (%) no condensation 30–90
8. Do not block any ventilation openings. Install in accordance with the manufacturer’s instructions.
9. Minimum distances around the product for sufficient ventilation, 10cm.
10. The ventilation should not be impeded by covering the ventilation openings with items, such as newspapers, tablecloths, curtains, etc.
11. Do not install near any heat sources such as radiators, heat registers, stoves, or other product (including amplifiers) that produce heat.
12. Protect the power cord from being walked on or pinched particularly at plugs, convenience receptacles, and the point where they exit from the product.
13. Only use attachments/accessories specified by the manufacturer.
14. Unplug this product during lightning storms or when unused for long periods of time.

15. Refer all servicing to qualified service personnel. Servicing is required when the product has been damaged in any way, such as power-supply cord or plug is damaged, liquid has been spilled or objects have fallen into the product, the product has been exposed to rain or moisture, does not operate normally, or has been dropped.
16. **Damage Requiring Service**
- Unplug the product from the wall outlet and refer servicing to qualified service personnel under the following conditions:
- A. When the power supply cord or plug is damaged,
 - B. If liquid has been spilled, or objects have fallen into the product,
 - C. If the product has been exposed to rain or water,
 - D. If the product does not operate normally by following the operating instructions. Adjust only those controls that are covered by the operating instructions as an improper adjustment of other controls may result in damage and will often require extensive work by a qualified technician to restore the product to its normal operation,
 - E. If the product has been dropped or damaged in any way, and
 - F. When the product exhibits a distinct change in performance this indicates a need for service.
17. **Object and Liquid Entry**
- Never push objects of any kind into the product through openings as they may touch dangerous voltage points or short-out parts that could result in a fire or electric shock. The product shall not be exposed to dripping or splashing and no objects filled with liquids, such as vases shall be placed on the product. No naked flame sources such as lighted candles etc., should never be placed on the product.
18. Make sure that there is adequate ventilation if you install the product in confined spaces, such as bookshelves or racks. Leave a distance of 20 cm above and on both sides of the product and 10 cm behind it. The back end of a shelf or board closest to the top of the product should be pushed forward to give a gap of about 10 cm behind. In this way an exuding channel is formed where heated air can flow up.
19. The power supply and power cord for this product is intended for indoor use only.
20. Use only the supplied power cord/adapter.

(AC symbol, Alternating current)



(Class II product – Double Insulated)

The mains plug is used as the disconnect device, the disconnect device shall remain readily operable. The socket outlet shall be installed near the equipment and shall be easily accessible.



MODEL: LINK 2. FCC ID: 2AGNC-LINK 2

FCC STATEMENT

1. This device complies with Part 15 of the FCC Rules. Operation is subject to the following two conditions:
 1. This device may not cause harmful interference, and

2. This device must accept any interference received, including interference that may cause undesired operation.
2. Any changes or modifications not expressly approved by the party responsible for compliance could void the user's authority to operate the equipment.

NOTE: This equipment has been tested and found to comply with the limits for a Class B digital device, pursuant to Part 15 of the FCC Rules. These limits are designed to provide reasonable protection against harmful interference in a residential installation. This equipment generates uses and can radiate radio frequency energy and, if not installed and used in accordance with the instructions, may cause harmful interference to radio communications. However, there is no guarantee that interference will not occur in a particular installation.

If this equipment does cause harmful interference to radio or television reception, which can be determined by turning the equipment off and on, the user is encouraged to try to correct the interference by one or more of the following measures:

Reorient or relocate the receiving antenna. Increase the separation between the equipment and receiver. Connect the equipment into an outlet on a circuit different from that to which the receiver is connected. Consult the dealer or an experienced radio/TV technician for help.

IC WARNING

This device contains license-exempt transmitter (s)/receiver(s) that comply with Innovation, Science and Economic Development Canada's licence-exempt RSS(s). Operation is subject to the following two conditions:

1. This device may not cause interference; and
2. This device must accept any interference, including interference that may cause undesired operation of the device.

FCC/ IC Radiation Exposure Statement This equipment complies with FCC and IC radiation exposure limits set forth for an uncontrolled environment. This equipment should be installed and operated with a maximum distance 20 cm between the radiator & your body.

5150-5250 Mhz is restricted to indoor use only.

COMPLIANCE WITH

2014/53/EU RADIO EQUIPMENT DIRECTIVE (RED):

In accordance with Article 10.8(a) and 10.8(b) of the RED, the following provides information on the frequency bands used and the maximum RF transmit power of the product for sale in the EU:

- Bluetooth transmitter frequency range: 2.402-2.480 GHz
- Bluetooth transmitter power: ≤ 20 dBm (EIRP)
- 2.4G Wi-Fi transmitter frequency range: 2.412 – 2.472 GHz (2.4GHz ISM Band, USA and Canada 11 Channels, Europe and others 13 Channels)
- 2.4G Wi-Fi transmitter power: ≤ 20 dBm (EIRP)
- 5G Wi-Fi transmitter frequency range: 5.150-5.350 GHz, 5.470 – 5.725 GHz, 5.725 – 5.825 GHz
- 5G Wi-Fi transmitter power: ≤ 23 dBm (EIRP) for 5.150 – 5.725 GHz, ≤ 13.98 dBm (EIRP) for 5.725 – 5.825 GHz

NATIONAL RESTRICTIONS:

	AT	BE	BG	CH	CY	CZ	DE	DK
	EE	EL	ES	FI	FR	HR	HU	IE
	IS	IT	LI	LT	LU	LV	MT	NL
	NO	PL	PT	RO	SE	SI	SK	UK

When operating in the 5.15-5.35 GHz frequency range, the device is restricted to indoor use only for all EU member states and EFTA countries

EU COMPLIANCE INFORMATION:

Audio Pro hereby declares that the device is in compliance with the essential requirements and other relevant provisions of directives 2014/53/EU, 2011/65/EU and (EU)2015/863.

The original EU declaration of conformity may be found at <https://www.audiopro.com/doc/>.

PAP 20	LDPE 4	PVC 3	PP 5
CARTA	PLASTICA		
RACCOLTA DIFFERENZIATA			
VERIFICA LE DISPOSIZIONI DEL TUO COMUNE			



Documents / Resources

	audio pro LINK2 Link 2 Wireless Multiroom Adapter [pdf] User Manual LINK2 Link 2 Wireless Multiroom Adapter, LINK2, Link 2 Wireless Multiroom Adapter, Wireless Multiroom Adapter, Multiroom Adapter, Adapter
--	--

References

- [User Manual](#)

[Manuals+](#), [Privacy Policy](#)

This website is an independent publication and is neither affiliated with nor endorsed by any of the trademark owners. The "Bluetooth®" word mark and logos are registered trademarks owned by Bluetooth SIG, Inc. The "Wi-Fi®" word mark and logos are registered trademarks owned by the Wi-Fi Alliance. Any use of these marks on this website does not imply any affiliation with or endorsement.