
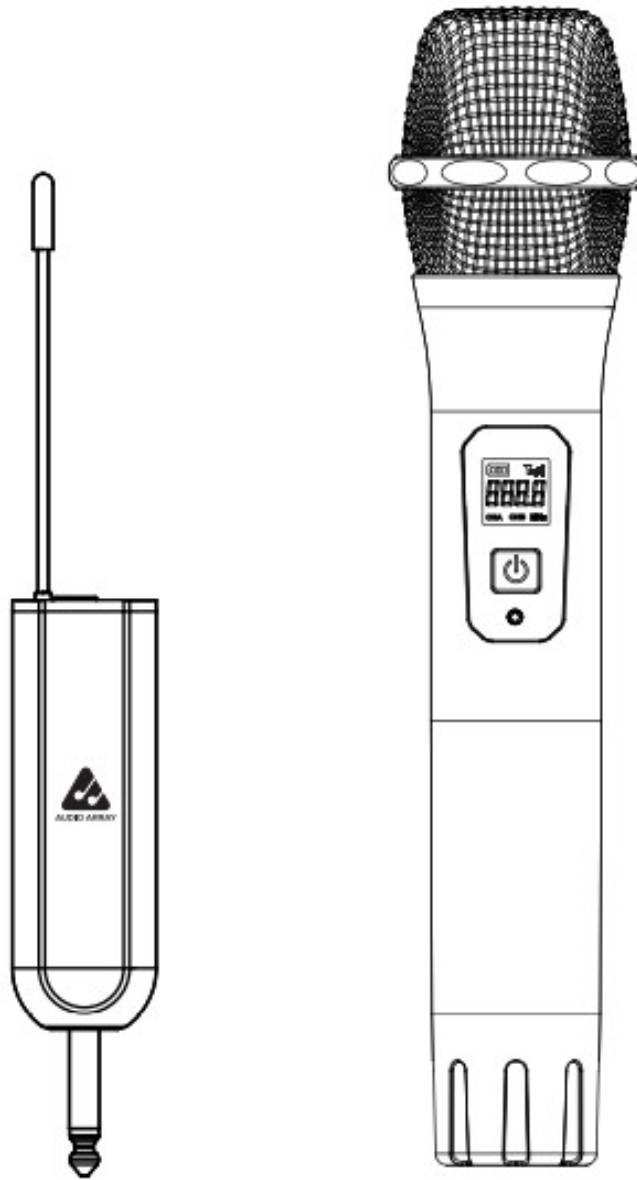




Audio Array AM-W13 Wireless Microphone Instruction Manual

[Home](#) » [AUDIO ARRAY](#) » Audio Array AM-W13 Wireless Microphone Instruction Manual 





AM-W13 INSTRUCTION MANUAL WIRELESS MICROPHONE

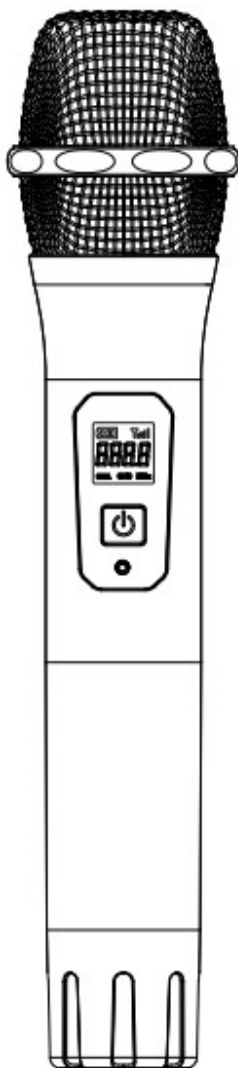
Contents

- [1 ACCESSORIES](#)
- [2 INSTRUCTIONS](#)
- [3 SPECIFICA](#)
- [4 Documents / Resources](#)
 - [4.1 References](#)
- [5 Related Posts](#)

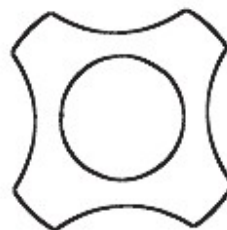
ACCESSORIES



Wireless Receiver*1



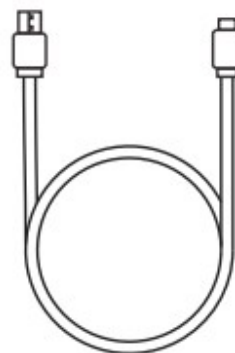
Microphone*1



Anti-slip Rings*1

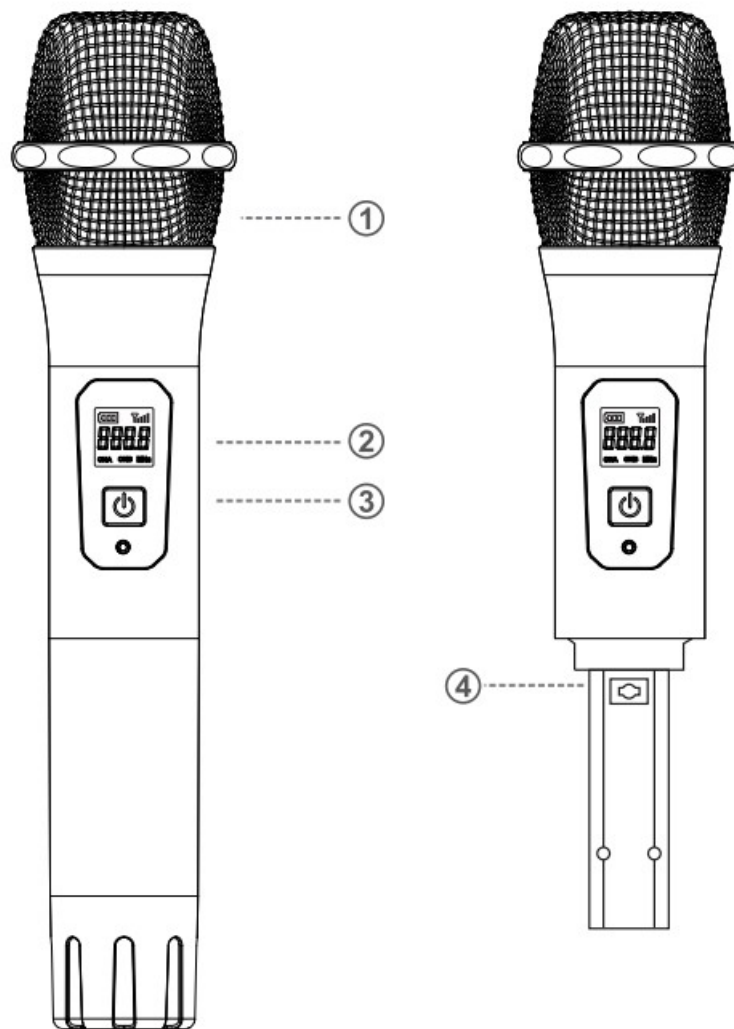


Foam Covers*1

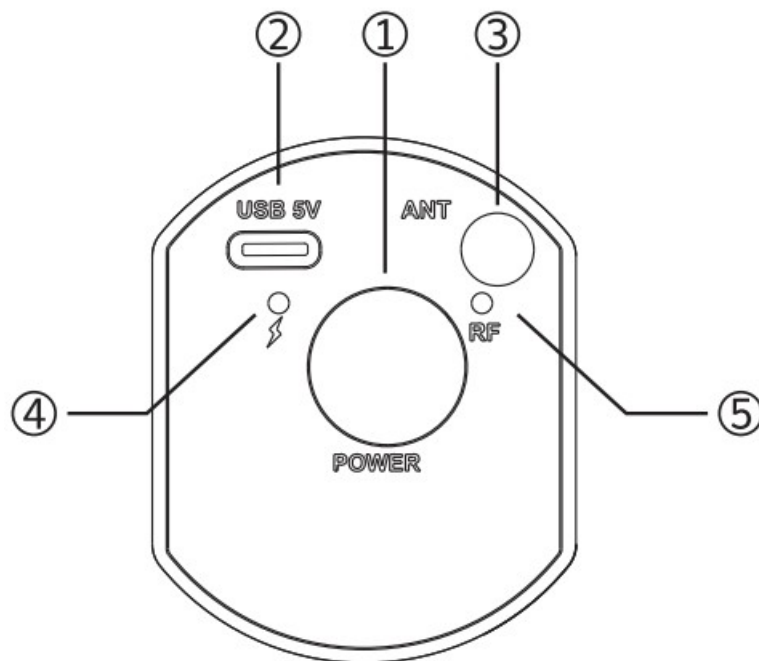


USB Cable*1

INSTRUCTIONS



1. Microphone head Section:
Including Microphone Cover Net and Microphone Cartiridge Module.
2. Display Screen:
Display working channels, battery power, frequency.
3. Switch button:
Press for 3 seconds on/off the microphone.
4. Frequency adjust button.



1. POWER BUTTON
2. USB CHARGING PORT
3. SIGNAL ANTENNA
4. BATTERY INDICATOR
5. RF LIGHT







LIGHT INSTUCTION

Battery indicator®	Turns red and flashes quickly	The power of the receiver is in a low battery status.
	Stays on	The receiver is in charging model.
	Turns off	The receiver is fully charged.
RF light 0	Flashes slowly	The receiver is not connected to the microphone.
	Stays on	The receiver and microphone are successfully connected.
	Flashes quickly	The receiver and microphone are successfully connected, and the microphone is transmitting audio signals.

SPECIFICA

Type: Dynamic
 Frequency Response: 50Hz-16KHz
 Polar Pattern: Cardioid
 Output Impedance: 6000
 Sensitivity: -52dB±1.5dB
 SIN Ratio: 96dB
 Input Sample Rate: 48KHz
 Bit Rate: 24bit
 THD+N: 0.05%

NOTES

	When using this device, keep it away from water.
	Use the device in ventilated environment, keep it away from fire.
	Since it's a wireless device, please keep it away from other interfering sources.
	Don't take apart the device.
	Please use the standard power supply, high voltage may damage the device.
	Please place the used batteries into the recycle bin, don't litter them.



AUDIO ARRAY



support@audioarray.in



audioarray.in



/C/AudioArray



@audioarray.in



@audioarray.in



@ Caudio_array



Documents / Resources

	<p>Audio Array AM-W13 Wireless Microphone [pdf] Instruction Manual AM-W13 Wireless Microphone, AM-W13, Wireless Microphone, Microphone</p>
---	--

References

- [User Manual](#)