



# AUDIENT iD4 Audio Interface User Guide

[Home](#) » [AUDIENT](#) » AUDIENT iD4 Audio Interface User Guide 


## AUDIENT iD4 Audio Interface User Guide



### Contents

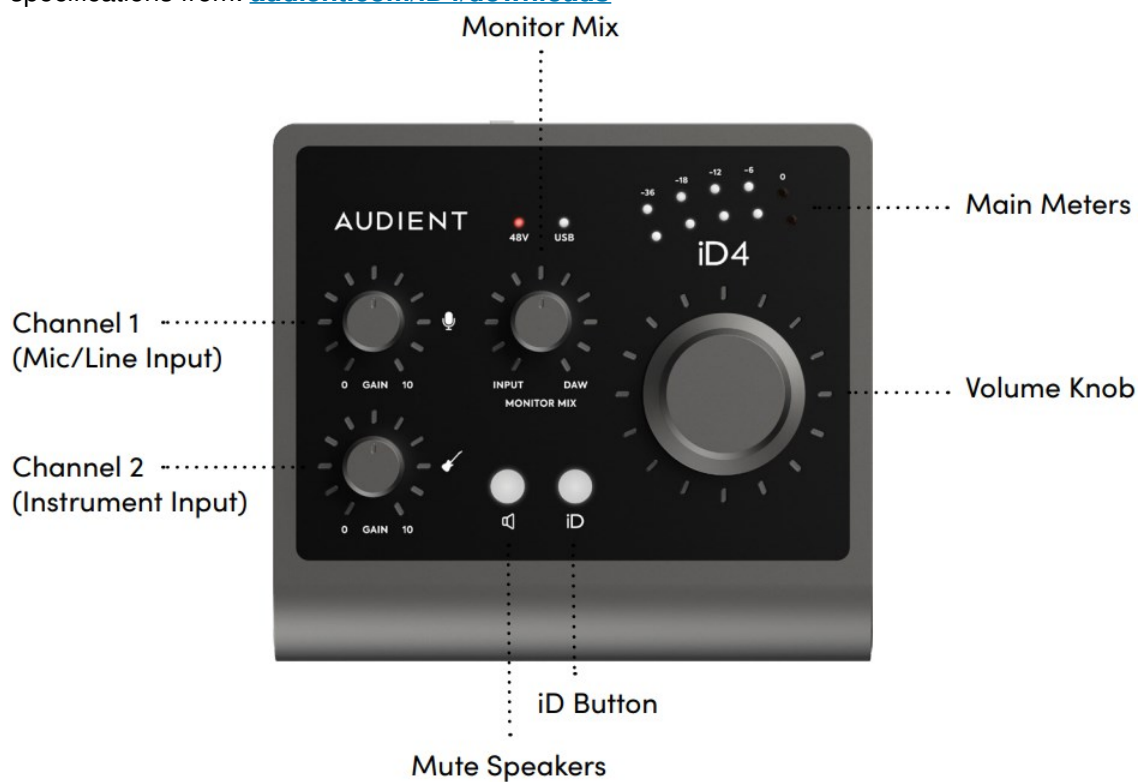
- 1 [Product Overview](#)
- 2 [Welcome to your new Audient iD4 Audio Interface](#)
- 3 [Windows](#)
- 4 [MacOS](#)
- 5 [Documents / Resources](#)
  - 5.1 [References](#)
- 6 [Related Posts](#)

### Product Overview



## Welcome to your new Audient iD4 Audio Interface

Please read this quick guide to help get you started. For more information, download the full manual & specifications from: [audient.com/iD4/downloads](https://audient.com/iD4/downloads)



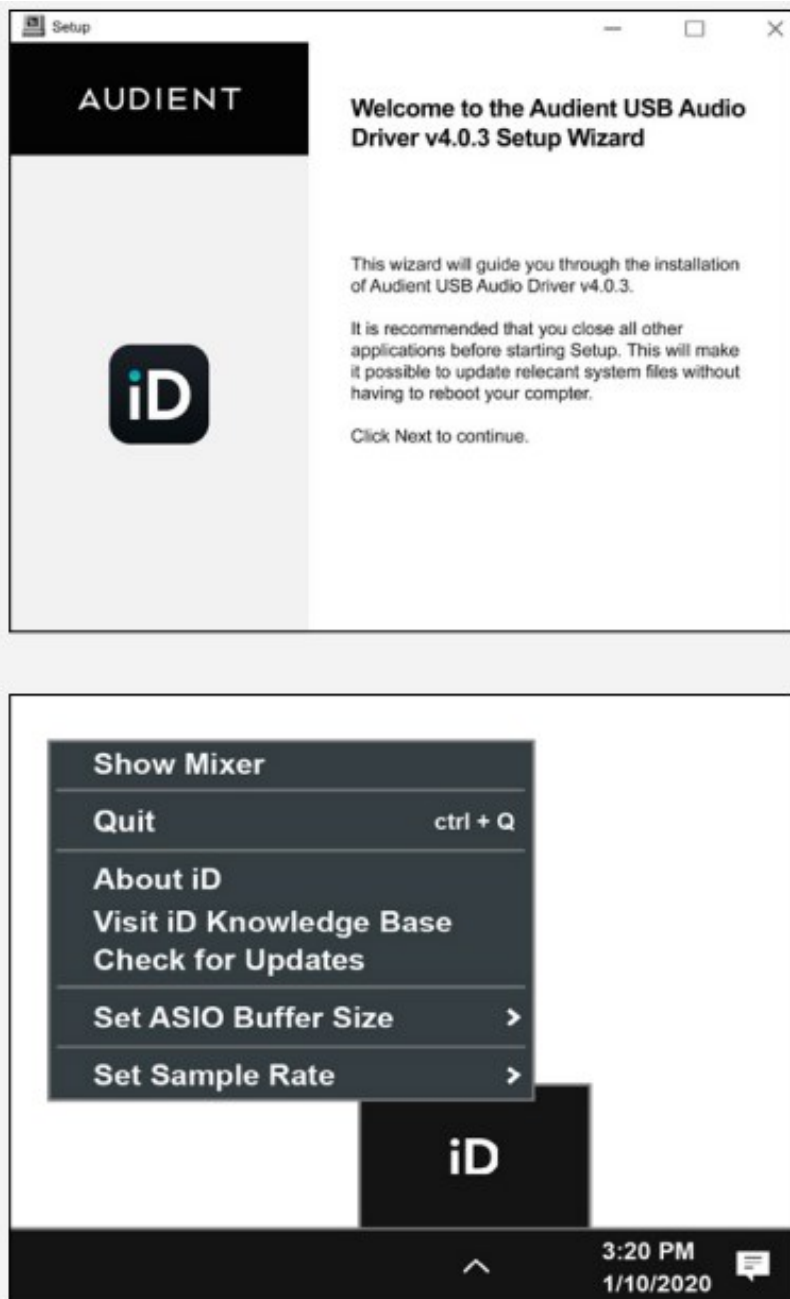
## Windows

1. Download the iD application for Windows from [audient.com/iD4/downloads](https://audient.com/iD4/downloads)
2. Open the installer and follow the instructions shown on screen. Once the installer is complete it can sometimes take a few moments for Windows to finalise the drivers before the unit is recognised.
3. Connect the iD14, and the iD icon will appear in the system tray. If a firmware update is available you'll be prompted to install it.
4. A registration screen will appear allowing you to register your product with Audient ARC to receive firmware updates as well as exclusive plugins and software.

### System requirements:

Windows 10 or later.

Once installed, the iD mixer can be opened by going to the system tray and right clicking the iD icon.



### MacOS

1. Download the iD application for Mac from [audient.com/iD4/downloads](https://audient.com/iD4/downloads)
2. Open the downloaded file and drag the iD icon into the Applications folder.

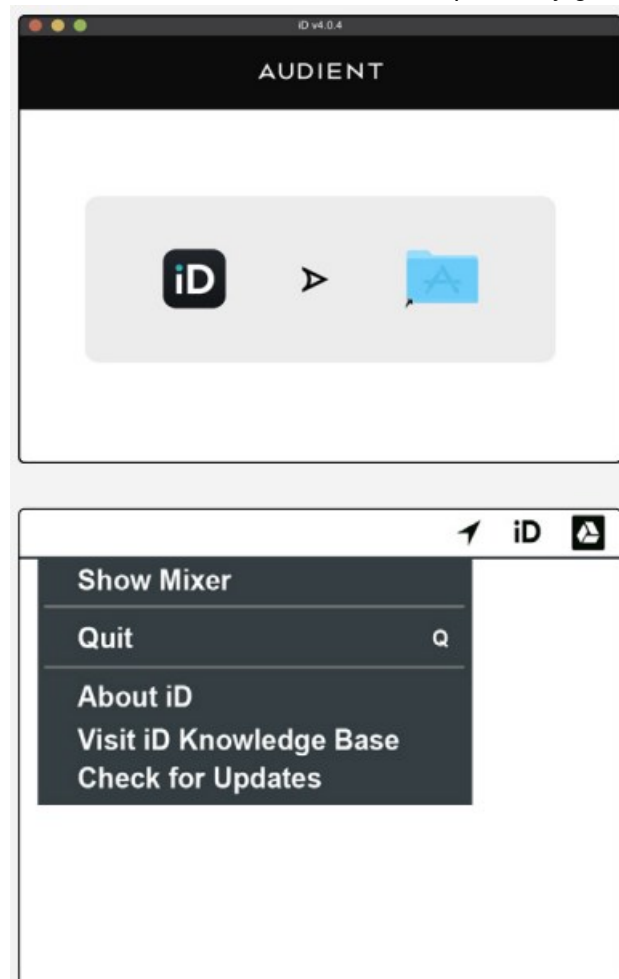
3. Connect the iD4 to the Mac using the included USB-C cable. A third party USB-C to A cable can also be used if required. Requires a connection to a USB 3.0 port or greater.
4. Run the iD application from your Applications folder. If a firmware update is available you'll be prompted to install it.
5. A registration screen will appear allowing you to register your product with Audient ARC to receive firmware updates as well as exclusive plugins and software.

**System requirements:**

macOS 10.13.x (High Sierra) or later.


Mac Intel CPU. 1GB RAM Minimum

Once installed, the iD mixer can be opened by going to Menu bar and clicking the iD icon.



# AUDIENT

**Documents / Resources**

	<a href="#">AUDIENT iD4 Audio Interface</a> [pdf] User Guide iD4 Audio Interface, iD4, Audio Interface, Interface
---	--

**References**

-  [Audient iD4 - Downloads](#)

