



## AUDAC Bluetooth Rename Application User Guide

[Home](#) » [AUDAC](#) » AUDAC Bluetooth Rename Application User Guide 

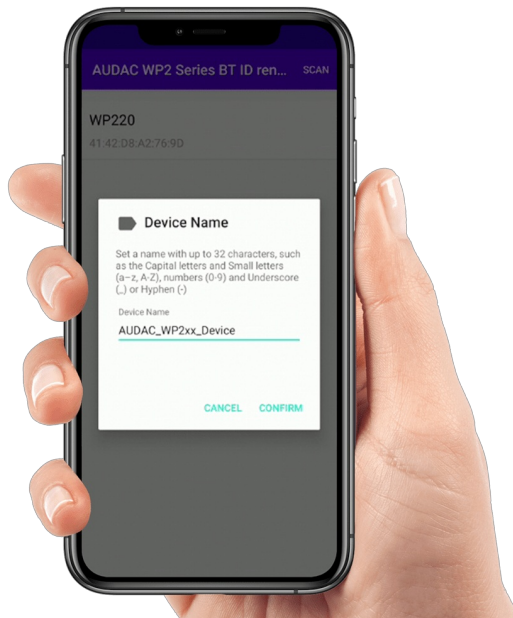
### Contents

- [1 AUDAC Bluetooth Rename Application](#)
- [2 Bluetooth rename application](#)
  - [2.1 Guide](#)
- [3 Installation:](#)
  - [3.1 Renaming:](#)
- [4 Documents / Resources](#)
  - [4.1 References](#)
- [5 Related Posts](#)



# AUDAC

**AUDAC Bluetooth Rename Application**




## Bluetooth rename application

### Guide

In large operations, several WP2xx wall panels might be required. It may be difficult to keep a clear overview when all these wall panels are equipped with Bluetooth. Therefore it is possible to change the Bluetooth ID of a WP2xx to differentiate each wall panel. The Bluetooth ID can be changed in the `AUDAC Bluetooth rename ID` app.

### Installation:

- **Step 1:** Download the `Bluetooth rename ID` app from the AUDAC software page: <https://audac.eu/software>



**NOTE:** The application is currently only available for Android devices.

- **Step 2:** Install the application. Once it has downloaded, it should appear among the other applications on your phone.

### Renaming:



- **Step 3:** Open the Bluetooth device list on your phone. Scan and connect to the WP2xx whose Bluetooth ID is to be changed.
- **Step 4:** Open the AUDAC Bluetooth Rename app. Press the 'scan' button on the top right of the screen. The wall panel that has just been added to the Bluetooth list becomes available. **NOTE:** This will only work if the wall panel indicates a MAC address.
- **Step 5:**


Select the device whose name is to be changed. A pop-up appears in which the name of the device can be changed.

Write down the desired name.



The name may contain up to 32 characters.

Characters such as upper or lower case letters, numbers, underscores and hyphens.

Press the "CONFIRM" button at the bottom right of the pop-up to complete the change.



- **Step 6:** Switch the Bluetooth of the Android phone off and on. If the wall panel is still visible in the Bluetooth device list, it must be forgotten first before turning it off and on again.
- **Step 7:** Disconnect the power of the WP2xx and reconnect it. Give it a bit of time to start up again.
- **Step 8:** Scan for new available Bluetooth devices on the Android phone. The WP2xx should appear with its new name.

	<p><a href="#">AUDAC Bluetooth Rename Application</a> [pdf] User Guide Bluetooth Rename Application, Bluetooth Rename, Application</p>
	<p><a href="#">AUDAC Bluetooth Rename Application</a> [pdf] User Guide Bluetooth Rename Application, Bluetooth Rename, Bluetooth Application</p>

References

-  [Software by AUDAC](#)