



ATUMTEK ATPM155 Multi Function Phone Tripod Mount Adapter User Manual

[Home](#) » [ATUMTEK](#) » ATUMTEK ATPM155 Multi Function Phone Tripod Mount Adapter User Manual 

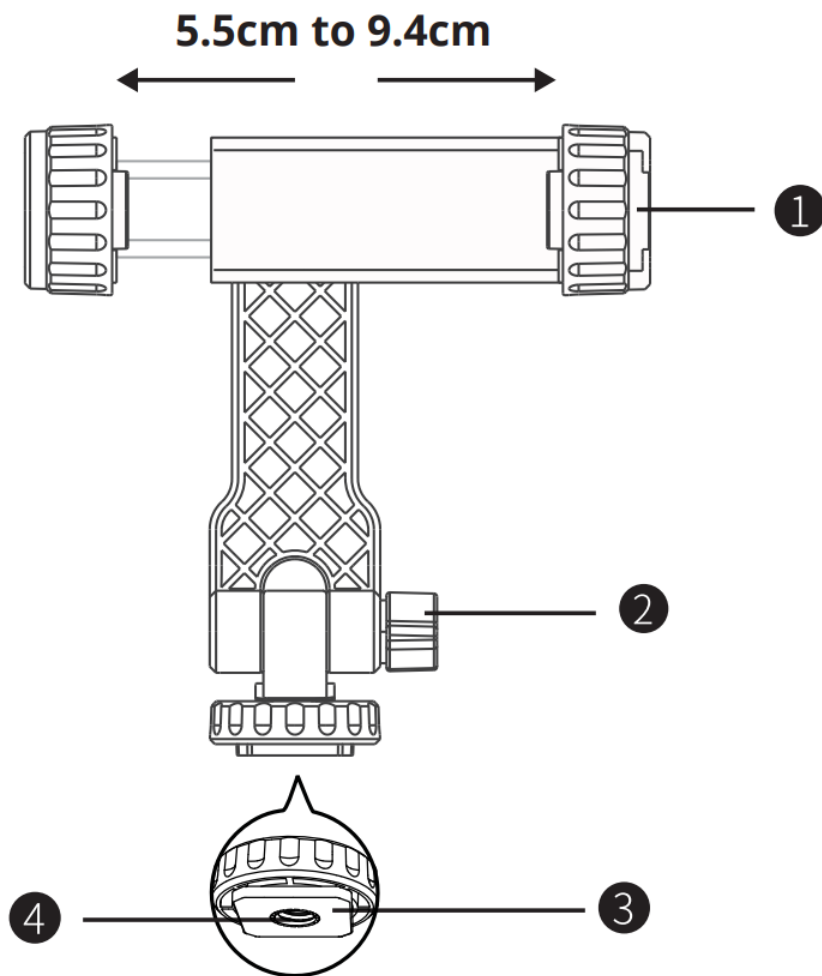
ATUMTEK ATPM155 Multi Function Phone Tripod Mount Adapter User Manual



Contents

- [1 Dimension Instruction](#)
- [2 Step 1 Installing the Phone Mount](#)
- [3 Step 2 Mount Phone or Other Devices on](#)
- [4 Documents / Resources](#)
- [4.1 References](#)
- [5 Related Posts](#)


Dimension Instruction




- 1. Cold Shoe Mount
- 2. Phone Mount Adjustable Knob
- 3. Cold Shoe Adapter
- 4. Screw Mounting Hole

Step 1 Installing the Phone Mount

Screw and Fasten phone holder on tripod.

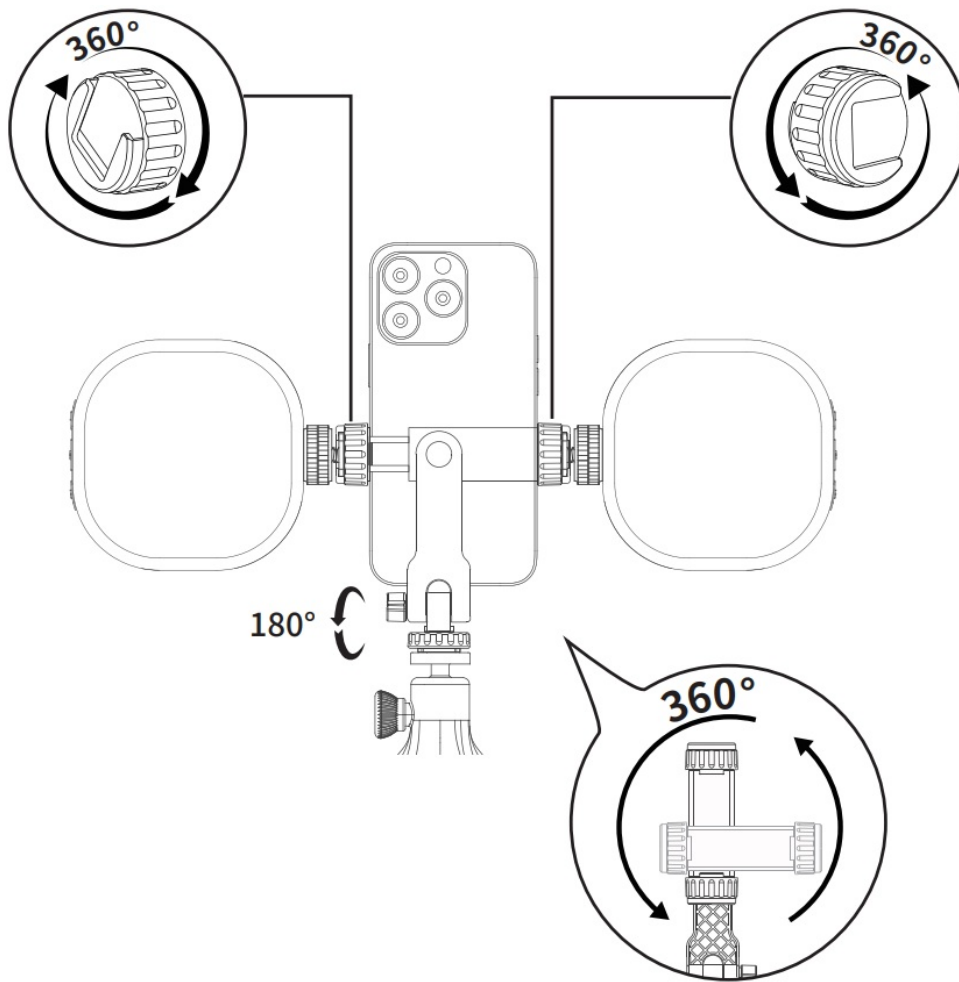


Install phone holder on cold shoe mount



Step 2 Mount Phone or Other Devices on

Insert the phone into the phone holder (Please avoid to stuck phone buttons). Attach other devices onto the cold shoe mount. Loosen the phone mount knob, adjust the angles to your liking, and finally tighten the knob to secure the mount in place.




Thank you for choosing ATUMTEK!

ATUMTEK provides warranty coverage of 36 month on all of its brand name products purchased through authorized channels. support@atumtek.com

EC REP Prolinx GmbH Brehmstr.56, 40239 Duesseldorf Germany UK REP Syncwire UK Ltd C/O Lai and Co. 109 Portland Street, Manchester, M1 6N

ATUMTEK

Documents / Resources

	<p>ATUMTEK ATPM155 Multi Function Phone Tripod Mount Adapter [pdf] User Manual ATPM141, ATPM155, ATPM155 Multi Function Phone Tripod Mount Adapter, ATPM155, Multi F unction Phone Tripod Mount Adapter, Function Phone Tripod Mount Adapter, Phone Tripod Mo unt Adapter, Tripod Mount Adapter, Mount Adapter, Adapter</p>
---	--

References

- [User Manual](#)

