

ATOMSTACK FB2 Laser Engraving Machine



# ATOMSTACK FB2 Laser Engraving Machine Instruction Manual

[Home](#) » [ATOMSTACK](#) » ATOMSTACK FB2 Laser Engraving Machine Instruction Manual 

## Contents

- [1 ATOMSTACK FB2 Laser Engraving Machine](#)
- [2 Product Usage Instructions](#)
- [3 Frequently Asked Questions](#)
- [4 INSTALLATION](#)
- [5 Documents / Resources](#)
  - [5.1 References](#)
- [6 Related Posts](#)



ATOMSTACK FB2 Laser Engraving Machine



### Specifications:

- Brand: ATOMSDICK
- Model: Not specified
- Color: Not specified
- Material: Not specified
- Dimensions: Not specified

### Product Information

The ATOMSDICK is a versatile and compact storage device designed to store and transfer data efficiently.

### Product Usage Instructions

#### Connecting the ATOMSDICK:

To use the ATOMSDICK, insert it into a compatible USB port on your computer or device. Ensure that the connection is secure.

#### Data Transfer:

Once connected, you can transfer files to and from the ATOMSDICK by simply dragging and dropping them using your file explorer.

#### Safely Ejecting the ATOMSDICK:

Before removing the ATOMSDICK from your computer, make sure to safely eject it to prevent data loss or corruption. Right-click on the device icon in your system tray and select "Eject."

### Frequently Asked Questions

**Q: Is the ATOMSDICK compatible with Mac computers?**


A: Yes, the ATOMSDICK is compatible with both Windows and Mac operating systems.

**Q: What is the storage capacity of the ATOMSDICK?**

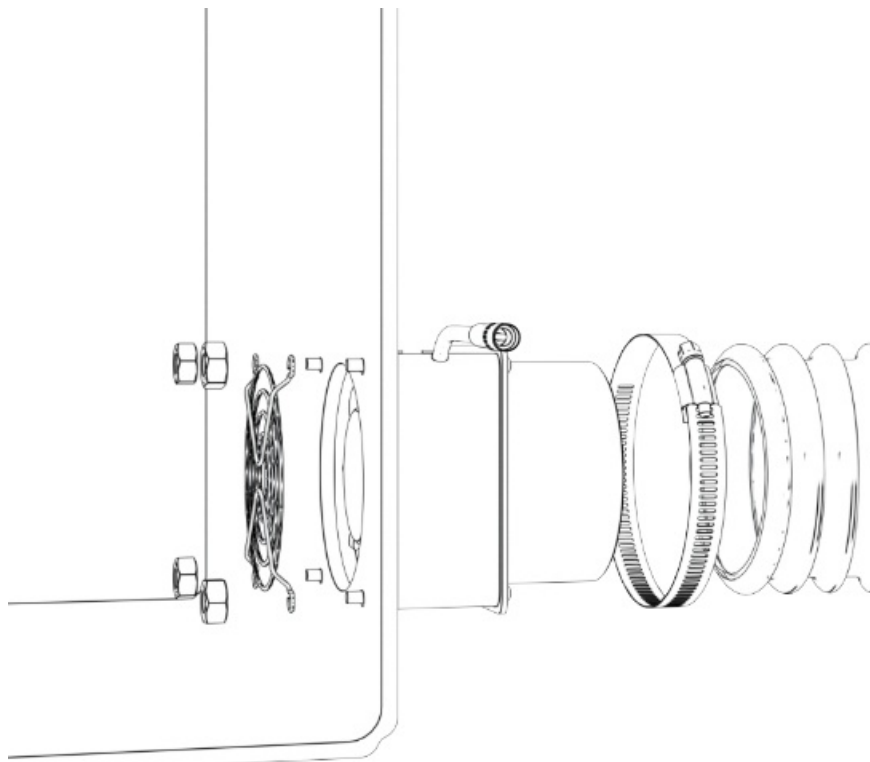
A: The storage capacity of the ATOMSDICK varies depending on the model you choose. Please refer to the product specifications or packaging for more information.

## INSTALLATION

1. Unfold the box, fold the top cover and close it



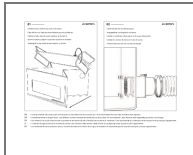
2. Install exhaust fan and exhaust pipe



Cutting materials will produce dust and oil stains on the inside of the box and the fan. It is recommended that users wipe and clean them regularly.



## Documents / Resources



[ATOMSTACK FB2 Laser Engraving Machine](#) [pdf] Instruction Manual  
FB2 Laser Engraving Machine, FB2, Laser Engraving Machine, Engraving Machine, Machine

## References

- [User Manual](#)

[Manuals+](#). [Privacy Policy](#)

This website is an independent publication and is neither affiliated with nor endorsed by any of the trademark owners. The "Bluetooth®" word mark and logos are registered trademarks owned by Bluetooth SIG, Inc. The "Wi-Fi®" word mark and logos are registered trademarks owned by the Wi-Fi Alliance. Any use of these marks on this website does not imply any affiliation with or endorsement.