



ATOMSTACK D2 MAKER Air Filter Instructions

[Home](#) » [ATOMSTACK](#) » ATOMSTACK D2 MAKER Air Filter Instructions 



Contents

- [1 D2 MAKER Air Filter](#)
- [2 Packing list](#)
- [3 Takeover Guidelines](#)
- [4 Replacement Filter Guide](#)
- [5 Precautions](#)
- [6 Customer service:](#)
- [7 Documents / Resources](#)
 - [7.1 References](#)

D2 MAKER Air Filter



<http://qr71.cn/olsRvn/qodW6yZ>

F03-0132-0AA1

Version: A

Note: The picture is for reference only and the actual product shall prevail. Please scan the QR code for more information.

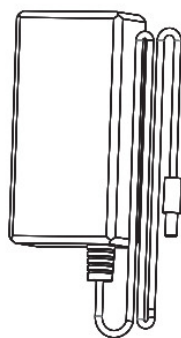
Packing list



Filter



Hose clamp

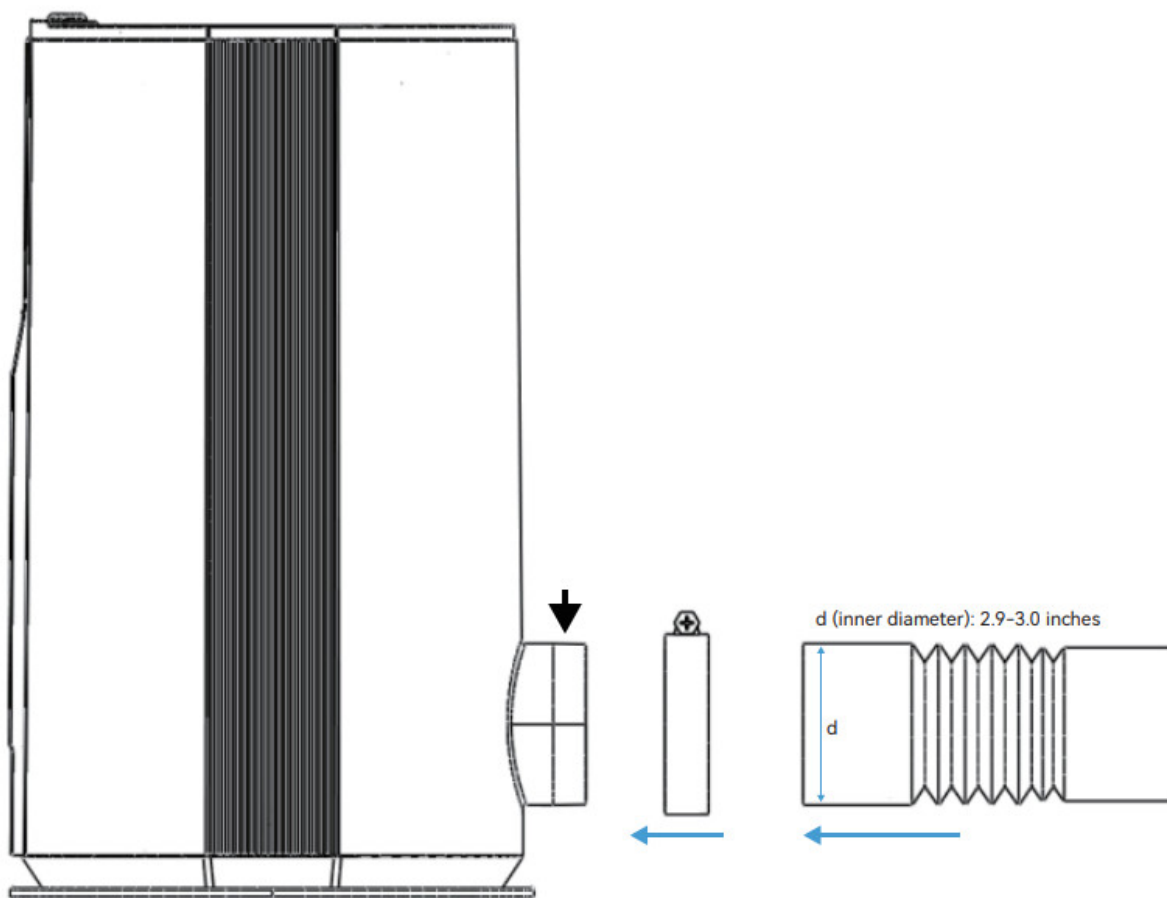


DC 12V

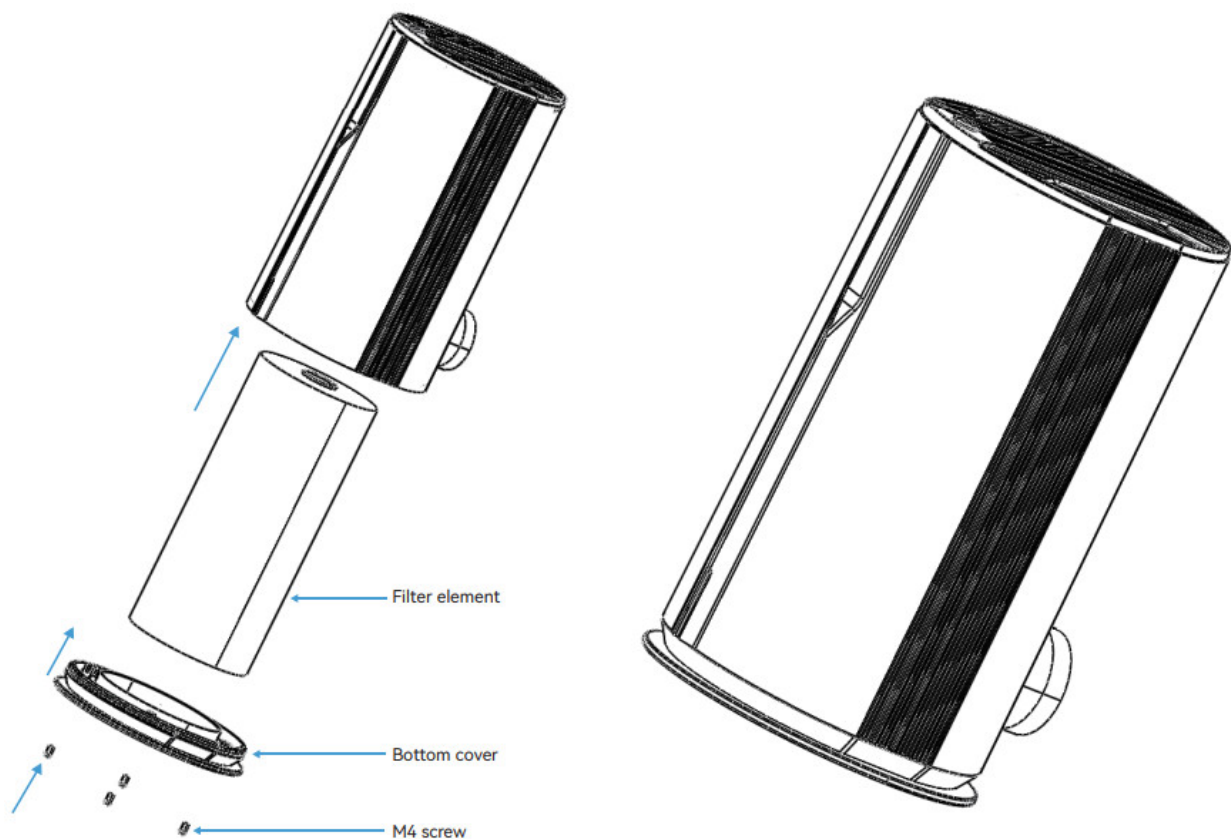


Phillips Screwdriver

Takeover Guidelines



Replacement Filter Guide



Precautions

1. When taking over the pipe, the installation position must be completely wrapped and the hose clamp should be locked.
2. Arrange the pipe as straight as possible (not too curved).
3. After replacing the filter element, the lower cover needs to be aligned with the assembly features.
4. The place of use and equipment should be relatively static, and should not be subject to frequent or long-term vibrations, collisions, or shaking.
5. It is suitable for installation and use in a vertical position. The horizontal position will have a certain impact on the long-term purification life of the filter element; the upside down position may not be able to guarantee the initial effect and long-term performance of the filter element.
6. Under normal circumstances, the internal and external structure of the filter element is designed to resist or withstand a reasonable degree of impact such as collisions and extrusions during transportation and storage; if severe collision, extrusion, etc. cause the appearance to be dented, cracked, or damaged, or the product is shaken loose or material scattered, it may affect the normal use effect.
7. It is suitable for neutral or weak acid and alkali flue gas purification; it is not suitable for strong corrosive gases or particles such as strong acid and alkali, otherwise it will cause obvious erosion and damage to the structure and performance of the filter element.

Customer service:

For detailed warranty policy, please visit our official website: www.atomstack.com

For technical support and service, please email support@atomstack.com

Manufacturer:

Shenzhen AtomStack Technologies Co.,Ltd

Address:

17th Floor, Building 3A, Phase II, Intelligent Park, No. 76, Baohe Avenue, Baolong Street, Longgang District, Shenzhen, Guangdong, China

Zip code: 518172


Scan QR code:

QR code reader/barcode scanner or any app with a scanner



<http://qr71.cn/olsRvn/qOe2nx8>

Documents / Resources

 A small image of the ATOMSTACK D2 MAKER Air Filter, which is a cylindrical device with a mesh filter inside. The text 'ATOMSTACK' and 'Air Filter' are visible on the device.	<p>ATOMSTACK D2 MAKER Air Filter [pdf] Instructions D2 MAKER Air Filter, D2, MAKER Air Filter, Air Filter, Filter</p>
---	---

References

- [ATOMSTACK Official Website | Unleash Your Creativity With Laser](#)