



ATEN CS52DP 2-Port USB-C DisplayPort Hybrid Cable KVM Switch User Guide

[Home](#) » [Aten](#) » ATEN CS52DP 2-Port USB-C DisplayPort Hybrid Cable KVM Switch User Guide 

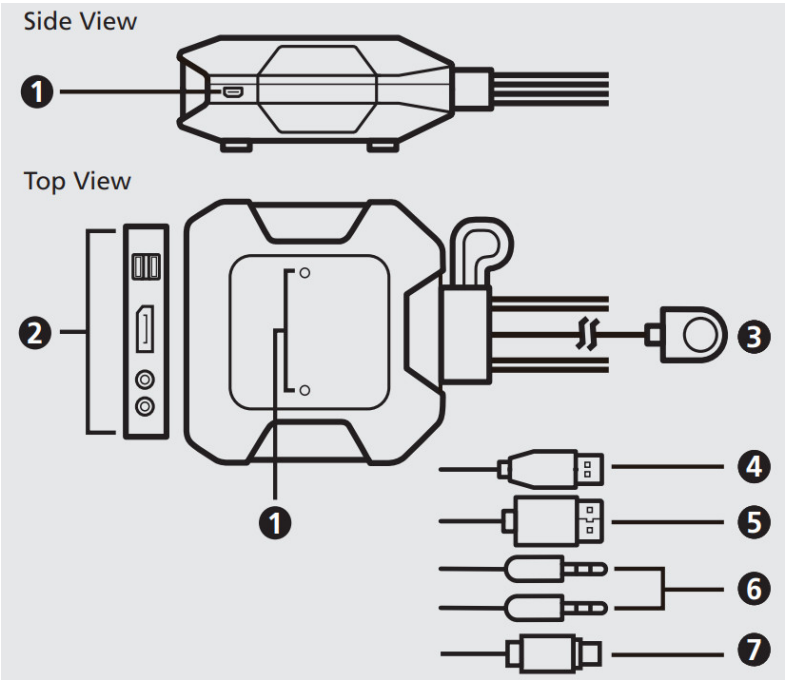


CS52DP 2-Port USB-C DisplayPort Hybrid Cable KVM Switch User Guide

Contents

- [1 Hardware Review](#)
- [2 Installation](#)
- [3 Operation](#)
- [4 Package Contents](#)
- [5 Documents / Resources](#)
 - [5.1 References](#)
- [6 Related Posts](#)

Hardware Review



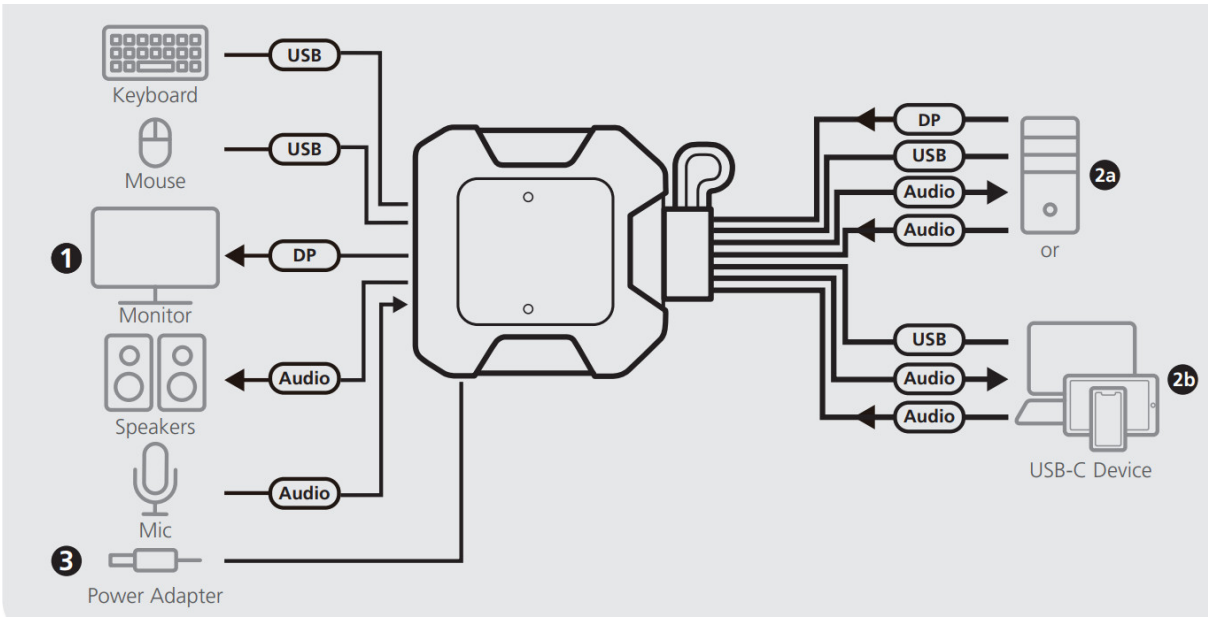
Side View

- 1. USB Micro-B power port

Top View

1 port LEDs	5 DisplayPort connector
2 console ports	6 audio connectors
3 remote port selector	7 USB-C connector
4 USB Type-A connector	

Installation





To prevent damage to your installation from power surges or static electricity, it is important that all connected devices are properly grounded.

1. Connect the USB mouse, USB keyboard, DisplayPort monitor, microphone, and speakers into their respective ports on the CS52DP.

Note: The USB Type-A ports can be used for USB peripheral sharing. Connect the USB peripherals and the USB keyboard or USB mouse into a USB hub, and then connect the USB hub into one of the USB Type-A ports.

2. 2a Connect the DisplayPort, USB Type-A, and audio connectors of the attached KVM cables into their respective ports on the computer that you are installing.

2b Connect the USB-C and audio connectors of the attached KVM cables into their respective ports on the USB-C device that you are installing.

3. (Optional) Connect a USB Micro-B cable into the USB Micro-B power port to get an additional power supply from another USB power source (i.e. PC, USB hub, or DC 5V USB power adapter).

Note: The USB Micro-B cable is not included in the package. Please contact your local dealer for more information.

Operation

Press the remote port selector to switch KVM control between the two computers. The port LED for the selected portlights is green.

Package Contents

1. CS52DP 2-Port USB-C DisplayPort Hybrid Cable KVM Switch
2. user instructions

Support and Documentation Notice

All information, documentation, firmware, software utilities, and specifications contained in this package are subject to change without prior notification by the manufacturer. To reduce the environmental impact of our products, ATEN documentation and software can be found online at <http://www.aten.com/download/>

Technical Support

www.aten.com/support

Scan for more information ATEN Website



<https://www.aten.com/global/en/products/modelno/CS52DP/>

© Copyright 2022 ATEN® International Co. Ltd.

ATEN and the ATEN logo are registered trademarks of ATEN International Co., Ltd.


All rights reserved. All other trademarks are the property of their respective owners.

Part No. PAPE-1223-W60G

Released:02/2022



Documents / Resources

	ATEN CS52DP 2-Port USB-C DisplayPort Hybrid Cable KVM Switch [pdf] User Guide CS52DP, 2-Port USB-C DisplayPort Hybrid Cable KVM Switch
---	---

References

- [📄 ATEN - Simply Better Connections | ATEN U.S.A.](#)
- [📄 Downloads | ATEN Corporate Headquarters](#)