




NCM1120 External Antenna



AT and T NCM1120 External Antenna User Guide

[Home](#) » [AT and T](#) » AT and T NCM1120 External Antenna User Guide 

Contents

- [1 AT and T NCM1120 External Antenna](#)
- [2 Specifications](#)
- [3 Product Usage Instructions](#)
- [4 FAQs](#)
- [5 Documents / Resources](#)
 - [5.1 References](#)
- [6 Related Posts](#)



AT and T NCM1120 External Antenna



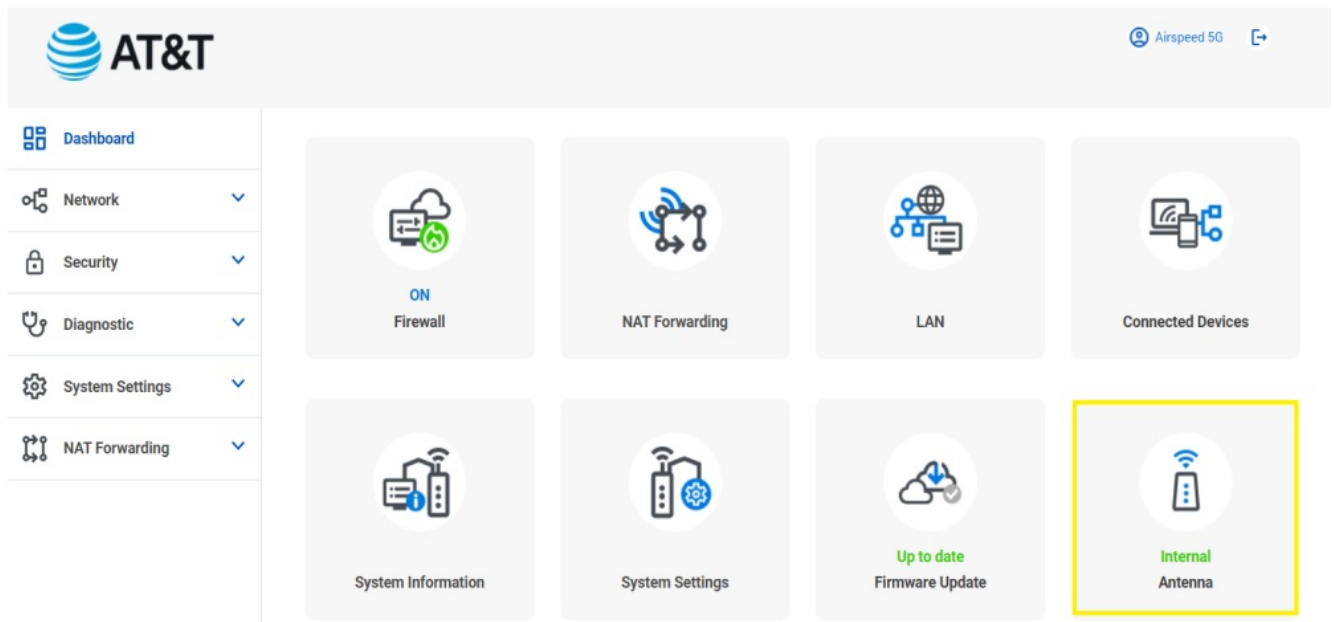
Specifications

- **External Antenna Settings:** 3
- **Interface:** Web GUI

Product Usage Instructions

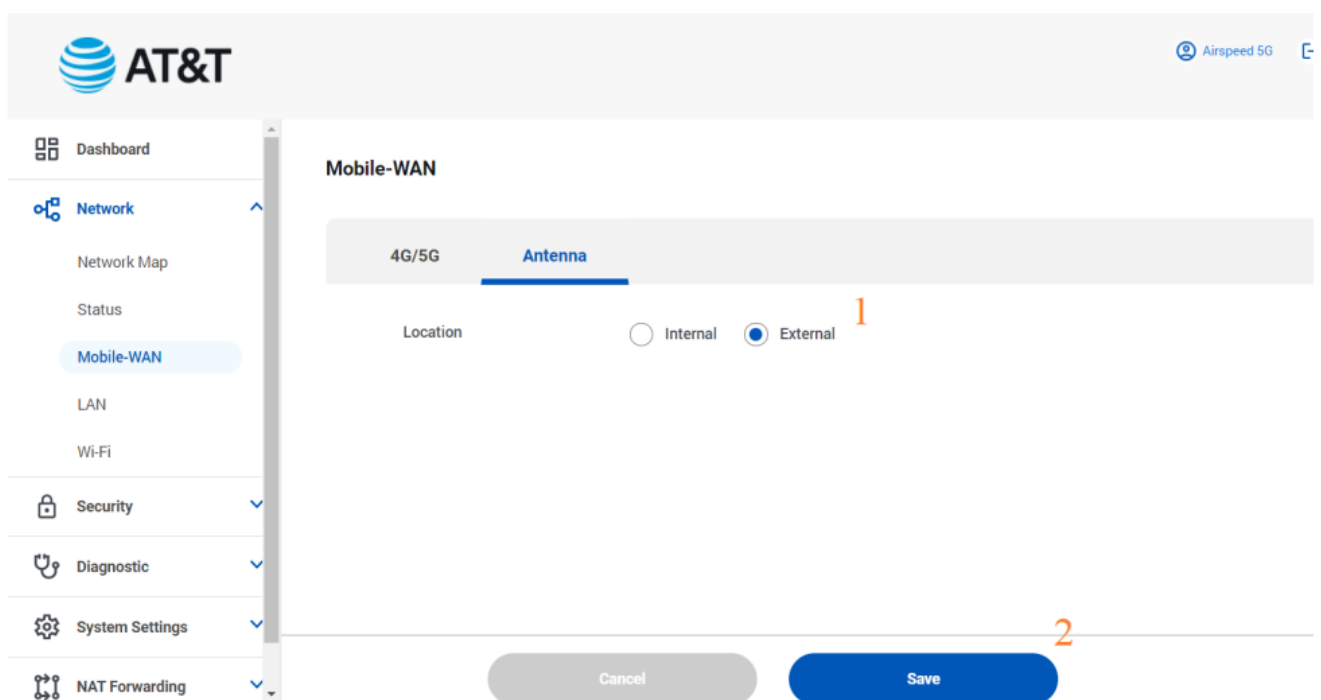
External Antenna Setting 1

1. Connected external antenna
2. Login web GUI
3. Select internal Antenna



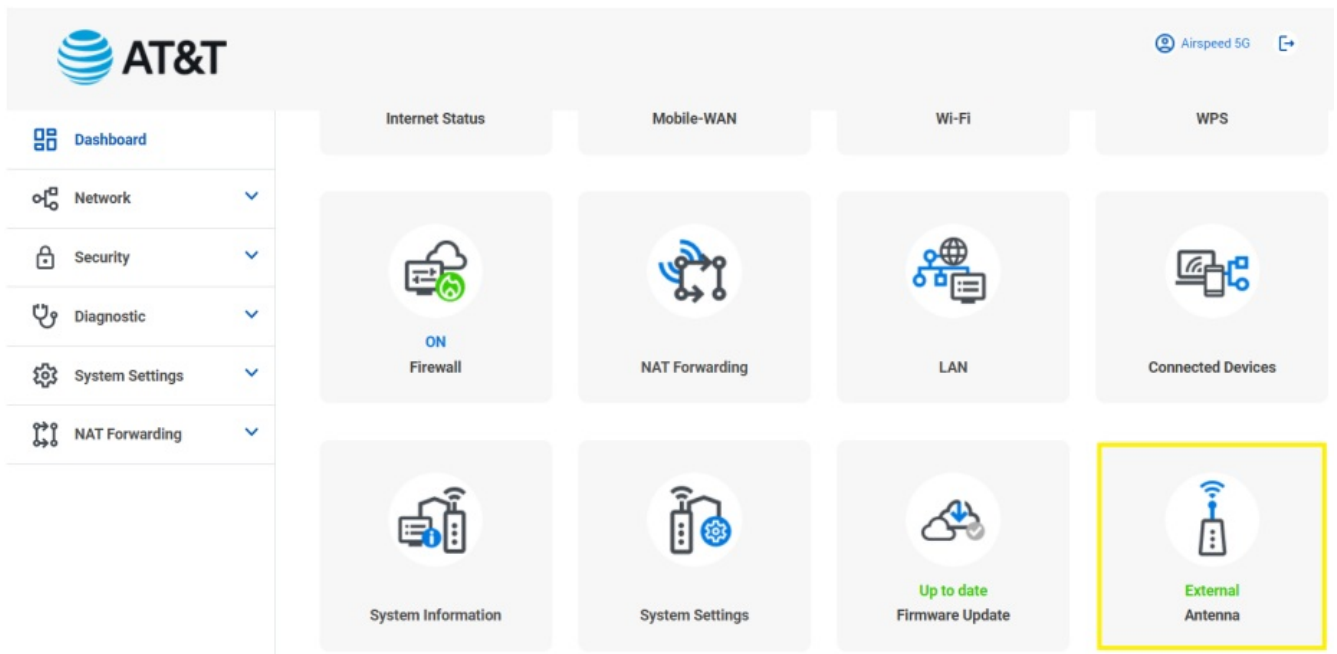
External Antenna setting 2 Select

1. external Antenna
2. Save
3. exit



External Antenna setting 3

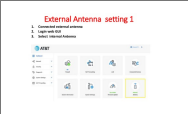
- Check the web page for external Antenna
- Set OK



FAQs

- **Q: How do I know if my external antenna is properly connected?**
 - **A:** You can check the device's signal strength in the web GUI to verify if the external antenna is functioning correctly. Ensure that the antenna is securely connected to the device.
- **Q: Can I use multiple external antennas with this device?**
 - **A:** The device manual does not specify support for multiple external antennas. It is recommended to refer to the product specifications or contact customer support for more information on using multiple antennas.

Documents / Resources

	AT and T NCM1120 External Antenna [pdf] User Guide NCM1120 External Antenna, NCM1120, External Antenna, Antenna
---	--

References

- [User Manual](#)

[Manuals+](#), [Privacy Policy](#)

This website is an independent publication and is neither affiliated with nor endorsed by any of the trademark owners. The "Bluetooth®" word mark and logos are registered trademarks owned by Bluetooth SIG, Inc. The "Wi-Fi®" word mark and logos are registered trademarks owned by the Wi-Fi Alliance. Any use of these marks on this website does not imply any affiliation with or endorsement.