



ASUS CW101 Wireless Keyboard and Mouse Set Instruction Manual

[Home](#) » [Asus](#) » ASUS CW101 Wireless Keyboard and Mouse Set Instruction Manual 

Contents

- [1 ASUS CW101 Wireless Keyboard and Mouse Set](#)
- [2 Product Information](#)
- [3 Product Usage Instructions](#)
- [4 FAQ](#)
- [5 SPECIFICATION SUMMARY](#)
- [6 Installing the batteries](#)
- [7 Keyboard hotkeys](#)
- [8 ASUS Recycling/Takeback Services](#)
- [9 Care during use](#)
- [10 Declaration of Conformity](#)
- [11 Federal Communications Commission Interference Statement](#)
- [12 ASUS Warranty Information Form](#)
- [13 Documents / Resources](#)
 - [13.1 References](#)
- [14 Related Posts](#)



ASUS CW101 Wireless Keyboard and Mouse Set



Product Information

Specifications

- **Model:** CW101
- **Keyboard:** Wireless Keyboard
- **Mouse:** CW101 Mouse
- **Dongle:** Dongle
- **Hardware Version:** ZV1.0 (Keyboard), V1.0 (Mouse), V11 (Dongle)
- **Software Version:** 3FFC (Keyboard), 68M (Mouse), 69D (Dongle)
- **Max Output Power (EIRP):** 6.23dbm (Keyboard), 1.11dbm (Mouse)
- **Operating Frequency Range:** 2402 MHz – 2480 MHz
- **Frequency Deviation:** +/- 144KHz
- **Modulation Type:** GFSK
- **Mouse Resolution:** 1000 DPI
- **Battery:** Keyboard – AAA battery x1; Mouse – AA battery x1
- **Power Rated:** Keyboard – 1.5V/9mA; Mouse – 1.5V/10mA; Dongle – 5V/30mA
- **Operation Distance:** Keyboard – 10M without signal disturbance and no direction limit; Mouse – 10M without signal disturbance and no direction limit
- **Keyboard Dimension:** 421.3mm x 125.5mm x 26.0mm; Weight: 426g
- **Mouse Dimension:** 112.4mm x 60.2mm x 37.7mm; Weight: 57g
- **Dongle Dimension:** 18.6mm x 14.2mm x 6.2mm; Weight: 2g

Product Usage Instructions

Installing the batteries

1. Insert the batteries (one AAA battery for keyboard and one AA battery for mouse) into the battery slots of your keyboard and mouse.
2. Insert the bundled USB dongle into your computer's USB port. It takes about ten seconds for the system to automatically connect to your wireless keyboard and mouse. Your keyboard and mouse is set at the factory to automatically connect to the system. You do not need to press the Connect button on your keyboard and mouse to manually connect to the system.

Keyboard hotkeys

Hotkeys: My Music, Volume +, Previous Track, Next Track, Screenshot, My PC, Volume, Mute, Play/Pause, Stop, Open Task View, Calculator

FAQ

• Can I connect the keyboard and mouse to multiple devices?

The keyboard and mouse can only be connected to one device at a time.

• What is the operating temperature range for the keyboard and mouse?

The operating temperature range is not specified in the user manual.

• Can I use rechargeable batteries with the keyboard and mouse?

Yes, you can use rechargeable batteries as long as they meet the required voltage and size specifications (AAA for keyboard, AA for mouse).

SPECIFICATION SUMMARY

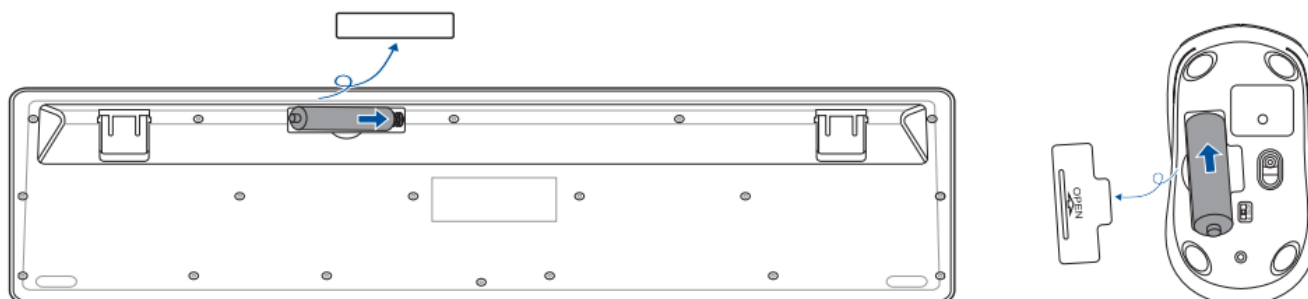
	Keyboard	Mouse	Dongle
Model:	CW101	CW101-M	CW101-D
Product Name:	Wireless Keyboard	CW101 Mouse	Dongle
Hardware Version:	ZV1.0	V1.0	V11
Software Version:	3FFC	68M	69D
CE RED RF Output table (Directive 2014/53/EU)			
Max Output Power (EIRP):	6.23dbm	1.11dbm	1.67dbm
Operating Frequency Range:	2402 MHz - 2480 MHz	2402 MHz - 2480 MHz	2402-2480 MHz
Frequency Deviation:	+/- 144KHz	+/- 144KHz	+/- 144KHz
Modulation Type:	GFSK		
Mouse Resolution:	1000 DPI		
Battery:	Keyboard - AAA battery x1; Mouse - AA battery x1		
Power Rated:	Keyboard: 1.5V/9mA; Mouse:1.5V/10mA; Dongle: 5V/30mA		
Operation Distance:	Keyboard - 10M without signal disturbance and no direction limit Mouse - 10M without signal disturbance and no direction limit		
Keyboard Dimension:	421.3mm x 125.5mm x 26.0mm; Weight: 426g		
Mouse Dimension:	112.4mm x 60.2mm x 37.7mm; Weight: 57g		
Dongle Dimension:	18.6mm x 14.2mm x 6.2mm; Weight: 2g		
Operating Temperature:	+5°C ~ +40°C		Storage Temperature: -20°C ~ +55°C
System Requirements:	Windows® 10 or above		

Package contents:

- CW101 Keyboard*1,
- CW101 Mouse*1,
- USB dongle*1 (stored inside the mouse),
- Quick Start Guide and Warranty card*1,
- AAA Alkaline Battery*1,
- AA Alkaline Battery*1

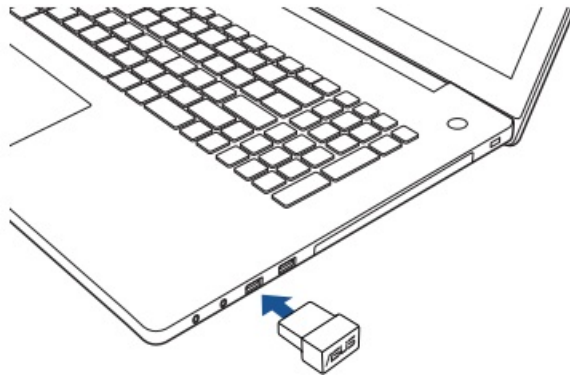
Installing the batteries

1. Insert the batteries (one AAA battery for keyboard and one AA battery for mouse) into the battery slots of your keyboard and mouse.




- The low battery indicator of the keyboard is above the numeric keypad.
 - Please replace the battery when the low battery indicator flashes red.
2. Insert the bundled USB dongle into your computer's USB port. It takes about ten seconds for the system to automatically connect to your wireless keyboard and mouse.

Your keyboard and mouse is set at the factory to automatically connect to the system. You do not need to press the Connect button on your keyboard and mouse to manually connect to the system.



Keyboard hotkeys



Hotkeys

- **<Fn+F1>**: My Music
- **<Fn+F2>**: Volume –
- **<Fn+F3>**: Volume +
- **<Fn+F4>**: Mute
- **<Fn+F5>**: Previous Track
- **<Fn+F6>**: Play/Pause
- **<Fn+F7>**: Next Track
- **<Fn+F8>**: Stop
- **<Fn+F9>**: Screenshot
- **<Fn+F10>**: Open Task View
- **<Fn+F11>**: My PC
- **<Fn+F12>**: Calculator
 - All above hotkeys can work with Windows® 10 or above.
 - CW101 is compatible with Windows® 11 and older versions. Some hotkeys only work with Windows® 10 or above. User experience may vary depending on the OS.

CE Mark Warning

This is a Class B product, in a domestic environment, this product may cause radio interference, in which case the user may be required to take adequate measures.

ASUS Recycling/Takeback Services

ASUS recycling and takeback programs come from our commitment to the highest standards for protecting our environment. We believe in providing solutions for you to be able to responsibly recycle our products, batteries, other components, as well as the packaging materials. Please go to <http://csr.asus.com/english/Takeback.htm> for the detailed recycling information in different regions

CAUTION! DO NOT throw this product in municipal waste. This product has been designed to enable proper reuse of parts and recycling. The symbol of the crossed out wheeled bin indicates that the product (electrical, electronic equipment and mercury-containing button cell battery) should not be placed in municipal waste. Check local regulations for disposal of electronic products.

Care during use

Disposal of a battery into fire or a hot oven, or mechanically crushing or cutting of a battery can result in an explosion;

- Leaving a battery in an extremely high temperature surrounding environment can result in an explosion or the leakage of flammable liquid or gas;
- A battery subjected to extremely low air pressure may result in an explosion or the leakage of flammable liquid or gas.

Declaration of Conformity

ASUSTeK Computer Inc. hereby declares that this device is in compliance with the essential requirements and other relevant provisions of Directive 2014/53/EU. Full text of EU declaration of conformity is available at <https://www.asus.com/support/>.

India E-waste (Management) Rules 2016

This product complies with the "India E-Waste (Management) Rules, 2016" and prohibits use of lead, mercury, hexavalent chromium, polybrominated biphenyls (PBBs) and polybrominated diphenyl ethers (PBDEs) in concentrations exceeding 0.1 % by weight in homogenous materials and 0.01 % by weight in homogenous materials for cadmium, except for the exemptions listed in Schedule II of the Rule.

Federal Communications Commission Interference Statement

- This equipment has been tested and found to comply with the limits for a Class B digital device, pursuant to Part 15 of the FCC Rules.
- These limits are designed to provide reasonable protection against harmful interference in a residential installation.
- This equipment generates, uses and can radiate radio frequency energy and, if not installed and used in accordance with the instructions, may cause harmful interference to radio communications
- However, there is no guarantee that interference will not occur in a particular installation. If this equipment does not cause harmful interference to radio or television reception, which can be determined by turning the equipment off and on, the user is encouraged to try to correct the interference by one or more of the following measures:
 - Reorient or relocate the receiving antenna.
 - Increase the separation between the equipment and receiver.
 - Connect the equipment into an outlet on a circuit different from that to which the receiver is connected.
 - Consult the dealer or an experienced – radio/TV technician for help.

CAUTION! Any changes or modifications not expressly approved by the grantee of this device could void the user's authority to operate the equipment.

RF exposure warning

The equipment complies with FCC RF exposure limits set forth for an uncontrolled environment. The equipment must not be co-located or operating in conjunction with any other antenna or transmitter.

ASUS Warranty Information Form

Mr./Mrs./Ms./Miss: _____

Telephone Number: _____

Address: _____

E-mail: _____

Purchase Date (DD/MM/YYYY): _____ / _____ / _____

Dealer's Name: _____

Dealer's Telephone Number: _____

Dealer's Address: _____

Serial Number:



Important: Please store this card in a secured location for future reference. ASUS reserves the right to request this document before accepting replacement requests.

This ASUS manufacturer warranty (hereafter referred to as the "Warranty") is granted by ASUSTeK Computer Inc. (hereafter referred to as "ASUS") to the purchaser (hereafter referred to as "You") of the accessory of ASUS computer system, tablet, and phone (hereafter referred to as the "Product"). This warranty card is being delivered with the Product, subject to the following terms and conditions. ASUS accredited Service Agents and Repair Centers will provide the services covered under this Warranty.

Warranty Period of the Product:

This warranty ("Commercial Warranty Period") applies for the same period as the Legal Warranty period regulated by local government. This warranty begins at the date of delivery that shown on the proof of purchase ("Delivery Date"). If proof of purchase cannot be provided, the manufacture date as recorded by ASUS will be deemed to be the start of the Warranty Period.

Statutory Rights

This Warranty is given independently of any statutory rights that may apply in the country statutory rights in any manner whatsoever.

General

- ASUS warrants the Product to be free from defects in workmanship and materials for the Warranty Period. The Warranty does not cover bundled accessories, which were delivered together with the Product such as: cables, bag, mouse etc. If the Product fails during normal and proper use within the Warranty Period, ASUS will

repair or replace the defective parts of the Product, or the Product itself, with new or reconditioned parts or products that are functionally equivalent or superior to those originally supplied.

- This Warranty applies only if the Product was newly manufactured on the Date of Purchase and not sold as used, refurbished or manufacturing seconds. Please keep the original purchase invoice and this warranty card for future service request. This Warranty does not include failure caused by improper installation, operation, cleaning or maintenance, accident, damage, misuse, abuse, non-ASUS modifications to the product, any software programs, normal wear and tear or any other event, act, default or omission outside ASUS' control. For further details, see section 4 of this Warranty Card.
- All components that an ASUS Service Center repaired or replaced will be under warranty for three months or for the remainder of the warranty period, whichever is applicable. The Repair Center may recover the originally configured operation system bundled with the Product. ASUS will not restore or transfer any data or software from the Product's original storage media. If the Product is replaced or refund, all user generated data may be permanently deleted.
- If the Product is under Warranty, You hereby agree to transfer the ownership of replaced defective parts and such parts shall automatically become the property of ASUS.

Customer Responsibility

When using the Product

- Read the user manual first and use the Product only according to the user manual.
- Periodically back up your data stored on the Product.
- Technical support hotline phone number can be found at <http://www.asus.com/support>.
- Ensure that You have fully backed up all the data stored on Your Product and removed any personal, confidential, or proprietary information before any service process is started. You agree that ASUS may delete any data, software, or programs installed on the Product without restoring them. ASUS shall not be held liable for the permanent loss, damage, or misuse of your data.
- Pack the Product in safe and stable packaging and make sure that all accessories are in the package. The original packaging may be useful for this purpose. ASUS shall have no liability for the loss, damage or destruction of accessories or removable storage devices, unless they are caused by willful or gross negligent acts by ASUS.

Warranty Service

When you have the defective Product, you have to take this ASUS Warranty card or proof of purchase to the place where you bought the product to swap a new product.

Exclusions from this Limited Warranty Service

ASUS does not warrant uninterrupted or error-free operation of this Product. The Warranty only covers technical hardware issues during the Warranty Period and in normal use conditions. It applies to firmware issues but not to any other software issues or customer induced damages or circumstances such as but not limited to:

- Damage caused to this Product(s) by you or any non-authorized third party;
- The serial number of the Product, components or accessories has been altered, cancelled or removed;
- Obsolescence;
- Damage (accidental or otherwise) to the Product that does not impact the Product's operation and functions, such as without limitation to rust, change in color, texture or finish, wear and tear, and gradual deterioration;
- Damage to the Product caused by improper installation, improper connection or malfunction of a peripheral

device such as printer, optical drive, network card, or USB device, etc.

Limitation of Liability

Except as provided in this Warranty and to the maximum extent permitted by law, ASUS is not responsible for direct, special, incidental or consequential damages resulting from any breach of warranty or condition, or under any other legal theory, including but not limited to loss of use; loss of revenue; loss of actual or anticipated profits (including loss of profits on contracts); loss of the use of money; loss of anticipated savings; loss of business; loss of opportunity; loss of goodwill; loss of reputation; loss of, damage to or corruption of data; or any indirect or consequential loss or damage whatsoever caused including the replacement of equipment and property, any costs of recovering or reproducing any data stored on or used with the Product. The foregoing limitation shall not apply to death or personal injury claims, or any statutory liability for intentional and gross negligent acts and/or omissions by ASUS. Some jurisdictions do not allow the exclusion or limitation of incidental or consequential damages; to the extent such jurisdiction is governing this Warranty the above limitations do not apply to You.

Privacy

It is necessary for ASUS to collect, process, and use Your personal data in order to facilitate the requested service; and for this purpose Your personal data may be transferred to, stored, processed or used by ASUS' affiliated companies or ASUS' service providers who may be located in a different country to you. ASUS committed that all said transfer, storage, process or use of Your personal data shall be subject to applicable laws on privacy protection and personal data security and the "ASUS Privacy Policy". Please access and read the ASUS Privacy Policy at: http://www.asus.com/Terms_of_Use_Notice_Privacy_Policy/Privacy_Policy/

Warranty and Support

- This Warranty applies in the country of purchase.
- Product purchased in European Union is eligible for ASUS Warranty Service within European Union.
- In this Warranty:
 - Service procedures may vary by country.
 - Some service and/or replacement products may not be available in all countries.
 - Some countries may have fees and restrictions that apply at the time of service; please visit the ASUS Support site at <http://www.asus.com/support> for more details.
- ASUS reserves the right to interpret the provisions in this ASUS Warranty Information.
- The information in this warranty card may change without prior notice. Please visit the ASUS Support site at <http://www.asus.com/support> for current and complete ASUS warranty information.

ASUS Contact Details

This Warranty is provided by:

- ASUSTeK Computer Inc.
- 1F., No. 15, Lide Rd., Beitou Dist.
- Taipei City 112
- **Phone:** +886-2-2894-3447


WARNING: This product may contain chemicals known to the State of California to cause cancer, and birth defects or other reproductive harm. Wash hands after handling.

Manufacturer

- **ASUSTeK Computer Inc.**
 - Address: 1F., No. 15, Lide Rd., Beitou Dist.,

- Taipei City 112
- Tel: +886-2-2894-3447
- **Authorised representative in Europe ASUS Computer GmbH**
 - Address: HARKORT STR. 21-23, 40880 RATINGEN,
 - GERMANY
- **Authorized representative in United Kingdom**
 - ASUSTeK (UK) LIMITED
 - Address: 1st Floor, Sackville House, 143-149
 - Fenchurch Street, London, EC3M 6BL, England, United Kingdom

Documents / Resources

	<p>ASUS CW101 Wireless Keyboard and Mouse Set [pdf] Instruction Manual MSQ-KB-CW101, MSQKBCW101, CW101, CW101 Wireless Keyboard and Mouse Set, Wireless Keyboard and Mouse Set, Keyboard and Mouse Set, Mouse Set, Set</p>
--	---

References

- [Official Support | ASUS Global](#)
- [Global Take Back Service | Resource Regeneration | Circular Economy | ASUS ESG website, ASUS ESG goal](#)
- [ASUS 2023 Sustainability Report | ASUS 2023 Sustainability Report](#)
- [Official Support | ASUS Global](#)
- [Official Support | ASUS Global](#)
- [ASUS 2023 Sustainability Report](#)
- [Que Faire de mes Déchets ? Découvrez les solutions pour tous vos déchets et nos conseils pour en produire moins.](#)
- [Official Support | ASUS Global](#)
- [User Manual](#)

Manuals+, Privacy Policy

This website is an independent publication and is neither affiliated with nor endorsed by any of the trademark owners. The "Bluetooth®" word mark and logos are registered trademarks owned by Bluetooth SIG, Inc. The "Wi-Fi®" word mark and logos are registered trademarks owned by the Wi-Fi Alliance. Any use of these marks on this website does not imply any affiliation with or endorsement.