



ASUS AC04 Rog Rx Pbt Keycap Set Keyboard Cap User Guide

[Home](#) » [Asus](#) » ASUS AC04 Rog Rx Pbt Keycap Set Keyboard Cap User Guide 



AC04 Rog Rx Pbt Keycap Set Keyboard Cap User Guide


Contents

- [1 Keycap set overview](#)
- [2 Installing the ROG Doubleshot Keycap set](#)
- [3 Proper disposal](#)
- [4 ASUS contact information](#)
- [5 Documents / Resources](#)
 - [5.1 References](#)
- [6 Related Posts](#)

Keycap set overview

The ROG PBT Doubleshot Keycap set comes with keycaps that can fit most 104/105 US and UK mechanical keyboard layouts. In addition, extra keycaps are also available exclusively for the ROG Strix Scope series layout, such as the extended Ctrl key and Stealth key. The keycap set fits most cross-shaped axis switches and comes with stabilizers for optical mechanical and mechanical keyboards.

NOTE: The illustration to the left shows the US layout with extra keys for the UK layout to the bottom.

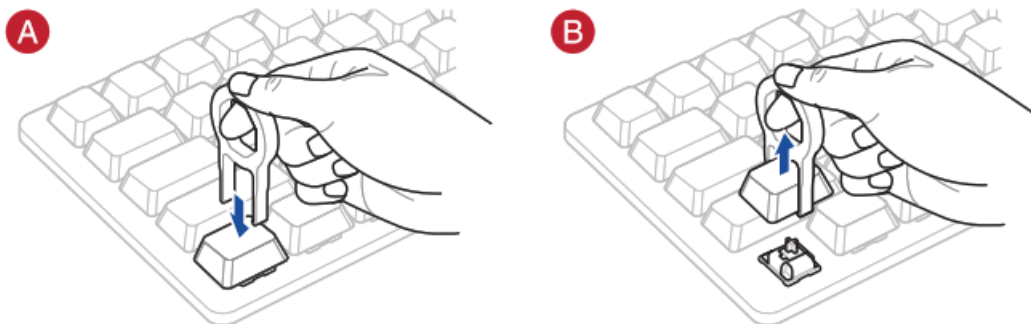


Installing the ROG Doubleshot Keycap set

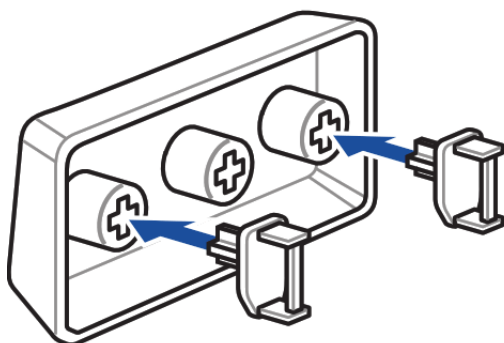
NOTE:

- The illustrations are for reference only and may vary between different keyboards.
- For more information please visit <https://www.asus.com/support>.

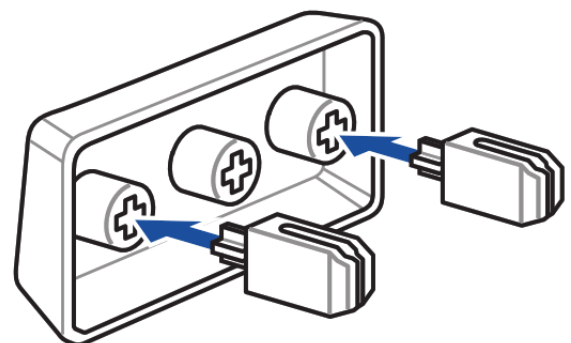
1. Use the keycap puller to remove the keycap from your keyboard.



2. Optional) For larger keys, install the required stabilizers depending on your keyboard as shown in the illustration below.

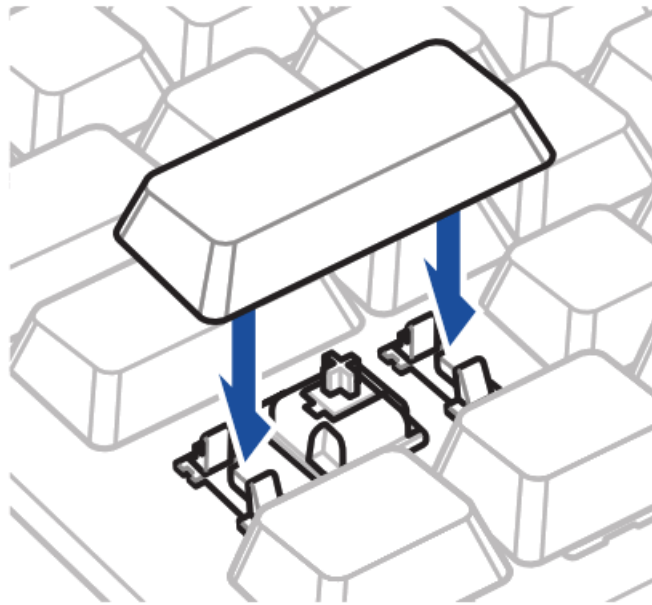


Mechanical keyboards



Optical mechanical keyboards

3. Push the keycap in place.



Notices

Limitation of Liability

Circumstances may arise where because of a default on ASUS' part or other liability, you are entitled to recover damages from ASUS. In each such instance, regardless of the basis on which you are entitled to claim damages from ASUS, ASUS is liable for no more than damages for bodily injury (including death) and damage to real property and tangible personal property; or any other actual and direct damages resulted from omission or failure of performing legal duties under this Warranty Statement, up to the listed contract price of each product. ASUS will only be responsible for or indemnify you for loss, damages or claims based in contract, tort or infringement under this Warranty Statement.

This limit also applies to ASUS' suppliers and its reseller. It is the maximum for which ASUS, its suppliers, and your reseller are collectively responsible.

UNDER NO CIRCUMSTANCES IS ASUS LIABLE FOR ANY OF THE FOLLOWING: (1) THIRD-PARTY CLAIMS AGAINST YOU FOR DAMAGES; (2) LOSS OF, OR DAMAGE TO, YOUR RECORDS OR DATA; OR (3) SPECIAL, INCIDENTAL, OR INDIRECT DAMAGES OR FOR ANY ECONOMIC CONSEQUENTIAL DAMAGES (INCLUDING LOST PROFITS OR SAVINGS), EVEN IF ASUS, ITS SUPPLIERS OR YOUR RESELLER IS INFORMED OF THEIR POSSIBILITY.

Proper disposal



DO NOT throw the device in municipal waste. This product has been designed to enable proper reuse of parts and recycling. The symbol of the cross out wheeled bin indicates that the product (electrical, electronic equipment and mercury-containing button cell battery) should not be placed in municipal waste. Check local regulations for disposal of electronic products.



CE Mark Warning CE

Simplified EU Declaration of Conformity ASUSTek Computer Inc. hereby declares that this device is in compliance with the essential requirements and other relevant provisions of Directive 2014/53/EU. Full text of EU declaration of conformity is available at <https://www.asus.com/support/>

ASUS contact information

ASUSTeK COMPUTER INC.

Address: 1F., No. 15, Lide Rd., Beitou Dist., Taipei City 112

Telephone: +886-2-2894-3447

Fax: +886-2-2890-7798

Web site: <https://www.asus.com>

Technical Support

Telephone: +86-21-38429911

Fax: +86-21-5866-8722, ext. 9101#

Online support: <https://www.asus.com/support/Product/ContactUs/Services/questionform/?lang=en>

ASUS COMPUTER INTERNATIONAL (America)

Address: 48720 Kato Rd., Fremont, CA 94538, USA

Telephone: +1-510-739-3777

Fax: +1-510-608-4555

Web site: <https://www.asus.com/us/>

Technical Support

Support fax: +1-812-284-0883

Telephone: +1-812-282-2787

Online support: <https://www.asus.com/support/Product/ContactUs/Services/questionform/?lang=en-us>

ASUS COMPUTER GmbH (Germany and Austria)

Address: Harkortstrasse 21-23, 40880 Ratingen, Germany

Web site: <https://www.asus.com/de>

Online contact: <https://www.asus.com/support/Product/ContactUs/Services/questionform/?lang=de-de>

Technical Support

Telephone (DE): +49-2102-5789557

Telephone (AT): +43-1360-2775461

Online support: <https://www.asus.com/de/support>

Documents / Resources



[ASUS AC04 Rog Rx Pbt Keycap Set Keyboard Cap](#) [pdf] User Guide

AC04, Rog Rx Pbt Keycap Set Keyboard Cap, AC04, Rog Rx Pbt Keycap Set Keyboard Cap, Keycap Set Keyboard Cap, Keyboard Cap

References

- [ASUS Global](#)
- [ASUS Deutschland](#)
- [ASUS Deutschland](#)
- [Offizieller Support | ASUS Deutschland](#)
- [Supporto ufficiale | ASUS Italia](#)
- [Official Support | ASUS Global](#)
- [Official Support | ASUS Global](#)
- [E-Mail Support \(Deutschland\) | ASUS](#)
- [Contact Us | ASUS](#)
- [Contact Us | ASUS](#)
- [ASUS USA](#)
- [ASUS Deutschland](#)