



astro A38 Bluetooth Headset Instruction Manual

[Home](#) » [Astro](#) » astro A38 Bluetooth Headset Instruction Manual 



Contents

- [1 A38 Bluetooth Headset](#)
- [2 Package Contents](#)
- [3 LED BEHAVIOR](#)
- [4 CONTROLS](#)
- [5 POWER & PAIRING](#)
- [6 NFC PAIRING](#)
- [7 SUPPORT](#)
- [8 Specs](#)
- [9 FCC STATEMENT](#)
- [10 Documents / Resources](#)
 - [10.1 References](#)

A38 Bluetooth Headset



BLUETOOTH HEADSET INSTRUCTION MANUAL A38

TOURNAMENT PROVEN.....

ASTRO Gaming's A38 Bluetooth Headset combines aptX low latency Bluetooth and AAC high-fidelity playback to deliver the ultimate choice in wireless mobility. Connect easily to any Bluetooth enabled device and drown out the world with our state-of-the-art Active Noise Cancelling speakers. This technology extends to the built-in microphone, giving you the freedom to answer phone calls anywhere you go.

The A38 is built for hours of comfort and is compatible with any Bluetooth-enabled tablets, notebooks and smartphones. We've expertly tuned this headset with ASTRO audio for mobile gaming and voice communications. With a battery that provides 20+ hours of music or 15+ hours of talk time, the A38 is the perfect headset for travel, the office, or commuting.

Congratulations on your sound investment.



Package Contents

Contents

So... you've opened up your A38 box, and you're working your way along the inside. You will find your A38 inside its traveling case with speaker tags already equipped. Inside the travel case, you will find the charging cable and quick start guide with everything you need to get started up fast.



MICRO-USB CHARGING CABLE

Easily charge your A38.



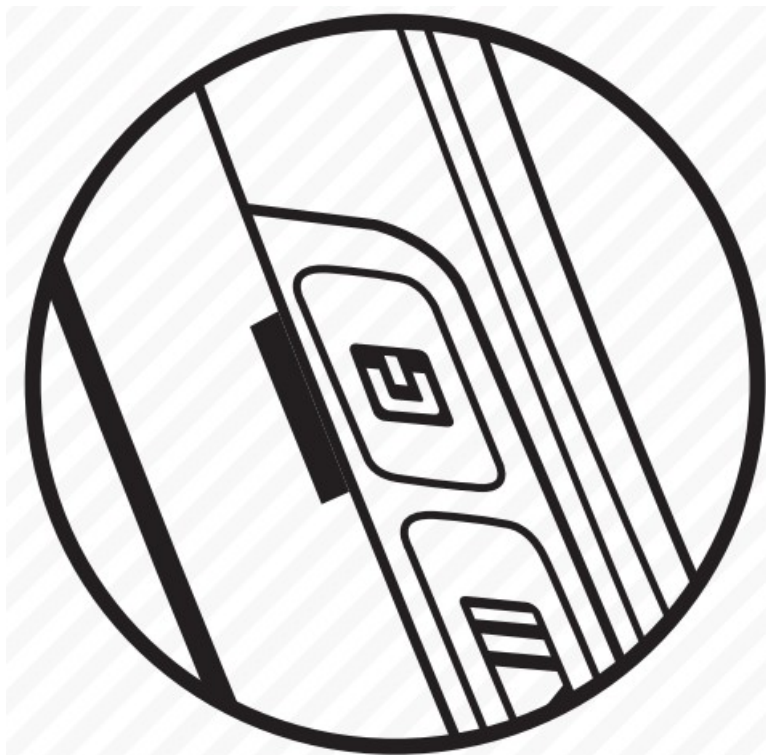
HARD SHELL CARRYING CASE

Keep your investment protected wherever you go.



LED BEHAVIOR

POWER





Blinks Blue: On

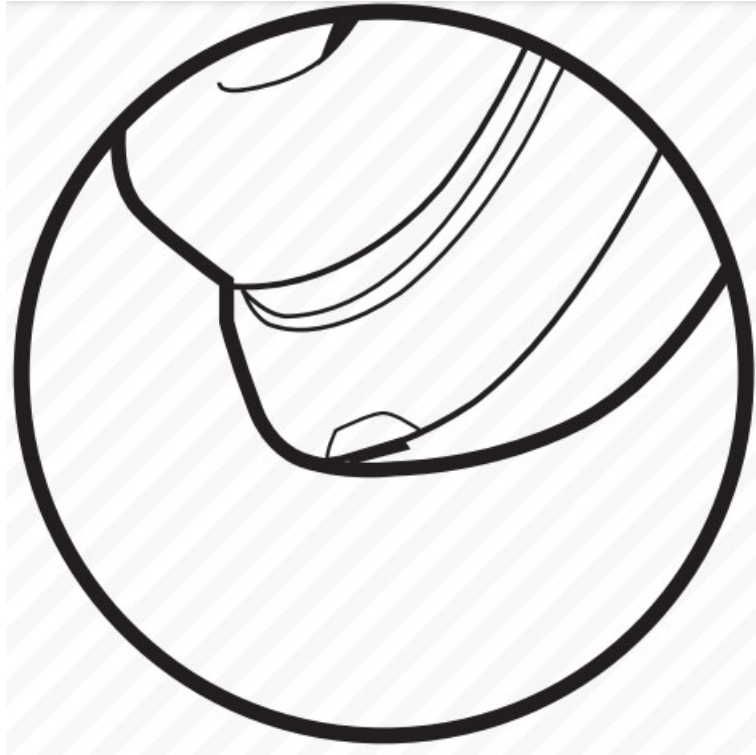


Alternate red and blue: Searching for pairing host



Airplane Mode: Red and blue solid

CHARGING



Solid Amber: Charging



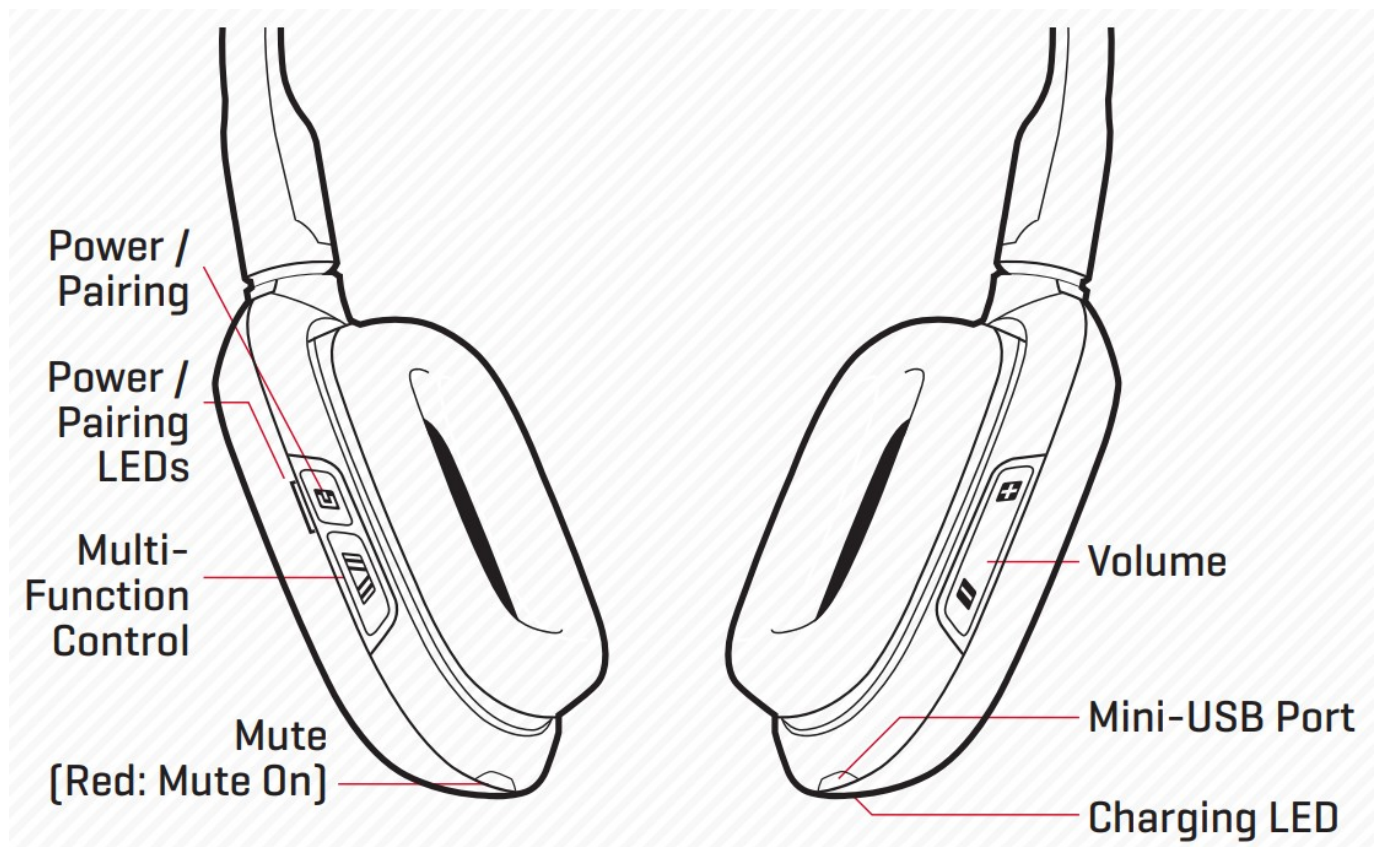
Amber Off: Charge Complete



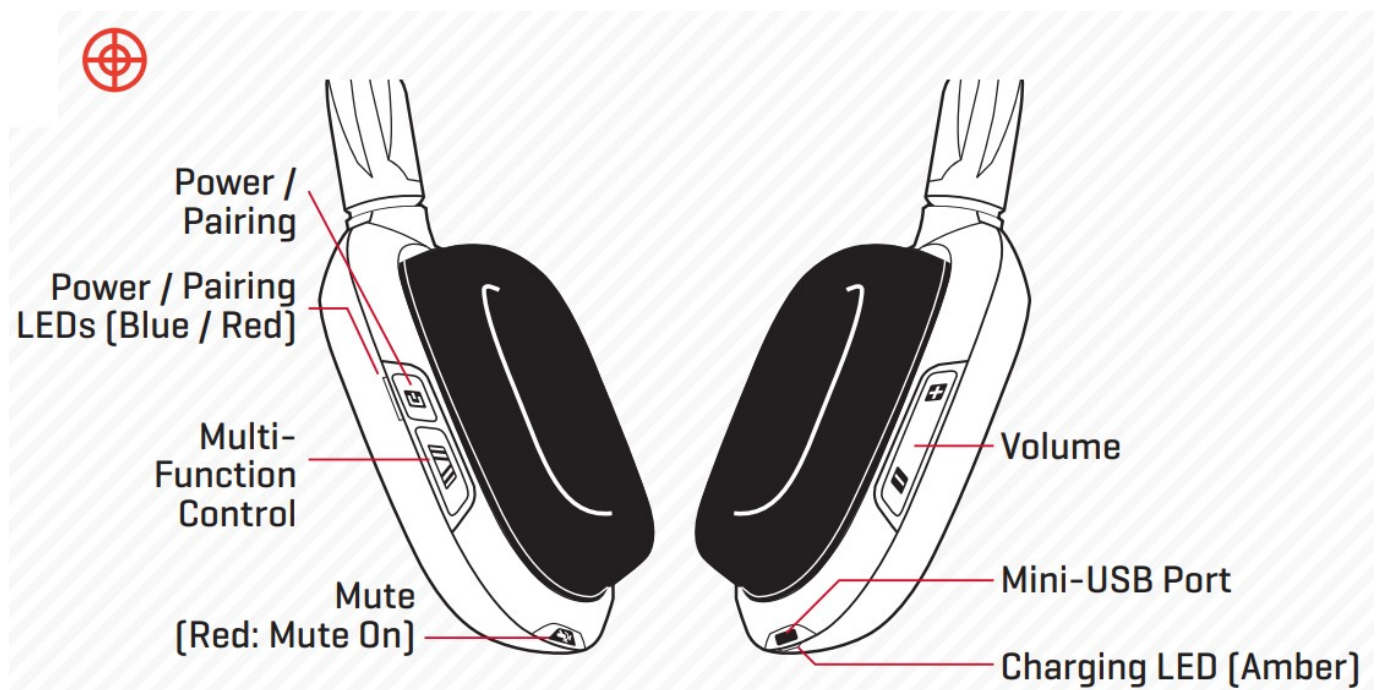
Blinks Red: Low Battery



UI / IO



CONTROLS



Multi Function Control

Pick up / End Call: Press once

Reject Call / Call Waiting: Hold for > 1s

Answer Call Waiting: Press .5s

Track Forward: Press twice

Track Back: Hold for 1s and release

Play / Pause: Press once

Airplane Mode On / Off: Hold for 5s (Red + Blue)

***Airplane mode** – Disables Bluetooth radio, auto off and keeps Active Noise Canceling on

Volume Control

Increase Volume: Press or Hold +

Decrease Volume: Press or Hold -

Reset: Hold multi function control and volume + for 10s

Charging

Plug in USB to any power source



Solid Amber: Charging



Amber Off: Charge Complete



POWER & PAIRING

POWER

To turn on: Press Power Button once (Audio Wake Up Tone Confirmation)

To turn off: Hold Power Button for .5s (Audio Power Down Tone Confirmation)



Blinks Blue: On



Blinks Red: Low Battery

Low Battery Tones:

Every 15min – 2 hours of battery left

Every 30s – 15 min of battery left

Typical Battery Life:

Music: > 25hr

Call / Voice: >25hr

Airplane Mode: >80hr

PAIRING

1. Enable Bluetooth Pairing / Scanning on device host
2. Hold Power Button on A38 for 3s to enter pairing mode (Series Beep Confirmation, LED alternates red and blue)

Pairing Successful: (Audio Medium Tone Confirmation)

Device is listed as "ASTRO A38"

Macs: device is listed as "ASTRO A38 Stereo"

To connect to previous device, turn on A38 then hold power button for 2s.

For optimal connectivity, minimize obstructions between Bluetooth device and Bluetooth Antenna on

A38 A38 will auto power off after 5 minutes of inactivity (Disabled in Airplane Mode)

If you need technical support please submit a support ticket at astrogaming.com/support



NFC PAIRING

NFC PAIRING

1. Enable NFC on host
2. Hold NFC host to A38 left ear cup

To disconnect from NFC host:

Hold NFC host to A38 left ear cup To power A38 on and pair with NFC:

If A38 is off, enable NFC on host Hold NFC host to A38 left ear cup A38 will turn on and pair.



- *Requires NFC enabled host
- *This may not work with all devices
- *Android 4.1 or higher required



SUPPORT

Troubleshooting

See FAQ:

<http://www.astrogaming.com/support>

All products purchased directly from ASTRO Gaming comes with an automatic 1 year warranty on defective parts or faulty workmanship. No registration is required. That being said, if you register your product with us, we will be able to provide you with even better customer service *and* we'll cover your shipping in both directions if a repair is needed for domestic customers. Furthermore, if you purchased one of our products from a retailer other than ASTRO Gaming, you'll need to register it with us otherwise we'll have no idea who you are.

Changes or modifications not expressly approved by the party responsible for compliance could void the user's authority to operate the equipment.

Register ASTRO products here: <http://www.astrogaming.com/register>

Firmware Updating:

Keep your A38s compatible with your device of choice by making sure you are running the latest firmware:

<http://www.astrogaming.com/firmware>

Troubleshooting

See FAQ:

<http://www.astrogaming.com/faqs/faqs.html>

All products ASTRO Gaming products come with an automatic 1-year warranty. No registration is required. If you purchased ASTRO products from a 3rd party retailer, you still don't need to register it, but you will need to provide proof of purchase.



SPECS

Frequency Response: 15 – 20,000 Hz

Distortion: Less than 0.1%

Power Input: USB mini-B

Power Output: 70mW 32ohm per channel

Characteristic SPL: 104dB @1KHz.

Microphone: Multi-channel, noise cancelling, microphone array system designed to capture voice audio while cancelling background noise.

Headband Pressure: 3.4N

Ear Coupling: Supra-aural

Weight w/o Cable: 220 grams

Battery: Rechargeable Lithium Ion

Noise Canceling: Both active noise cancelling (ANC) and passive noise cancelling architecture.



FCC STATEMENT

Federal Communications Commission (FCC) Statement

15.21

You are cautioned that changes or modifications not expressly approved by the part responsible for compliance could void the user's authority to operate the equipment.

15.105(b)

This equipment has been tested and found to comply with the limits for a Class B digital device, pursuant to part 15 of the FCC rules. These limits are designed to provide reasonable protection against harmful interference in a residential installation. This equipment generates, uses and can radiate radio frequency energy and, if not installed and used in accordance with the instructions, may cause harmful interference to radio communications. However, there is no guarantee that interference will not occur in a particular installation. If this equipment does cause harmful interference to radio or television reception, which can be determined by turning the equipment off and on, the user is encouraged to try to correct the interference by one or more of the following measures:

- Reorient or relocate the receiving antenna.
- Increase the separation between the equipment and receiver.
- Connect the equipment into an outlet on a circuit different from that to which the receiver is connected.
- Consult the dealer or an experienced radio/TV technician for help.

This device complies with Part 15 of the FCC Rules. Operation is subject to the following two conditions:

1. This device may not cause harmful interference, and
2. This device must accept any interference received, including interference that may cause undesired operation of the device.

FCC RF Radiation Exposure Statement:

This equipment complies with FCC radiation exposure limits set forth for an uncontrolled environment. End users must follow the specific operating instructions for satisfying RF exposure compliance. This transmitter must not be co-located or operating in conjunction with any other antenna or transmitter

FCC RF Exposure requirements:


This device and its antenna(s) must not be co-located or operation in conjunction with any other antenna or

transmitter.




THE MANUFACTURER IS NOT RESPONSIBLE FOR ANY RADIO OR TV INTERFERENCE CAUSED BY UNAUTHORIZED MODIFICATIONS TO THIS EQUIPMENT. SUCH MODIFICATIONS COULD VOID THE USER'S AUTHORITY TO OPERATE THE EQUIPMENT.



Documents / Resources

	astro A38 Bluetooth Headset [pdf] Instruction Manual A38, A38 Bluetooth Headset, Bluetooth Headset, Headset
---	--

References

-  [Customer Support | ASTRO Gaming, a Division of Logitech G](#)
-  [ASTRO Gaming, a Division of Logitech G - USA | Gaming Headsets & More](#)
-  [Customer Support | ASTRO Gaming, a Division of Logitech G](#)
- ^{MH} [Search - Manual-Hub.com](#)