



ASTRAL Brannock Scale WIP-AW-V2 User Guide

[Home](#) » [ASTRAL](#) » ASTRAL Brannock Scale WIP-AW-V2 User Guide 

ASTRAL®

Brannock Scale WIP-AW-V2 User Guide

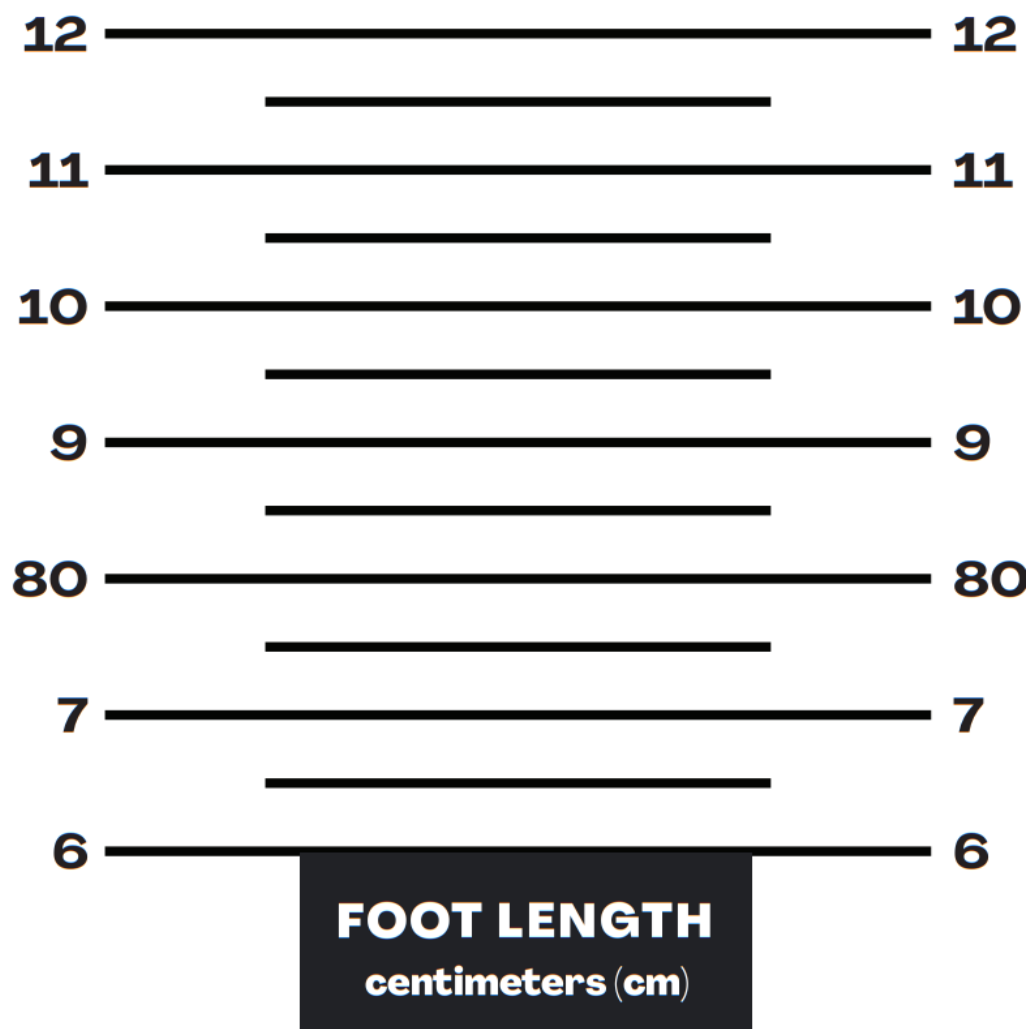
Contents

- [1 How to use the scale](#)
- [2 Verify Accuracy](#)
- [3 What is your size?](#)
- [4 Documents / Resources](#)
- [5 Related Posts](#)

How to use the scale

Print to “Actual Size” or 100% scale Tape Page 1 to Page two – DO NOT OVERLAP Match the heel of your foot to the curved line Align the inside of your foot with the dotted line

TAPE PAGE TO PAGE / DO NOT OVERLAP

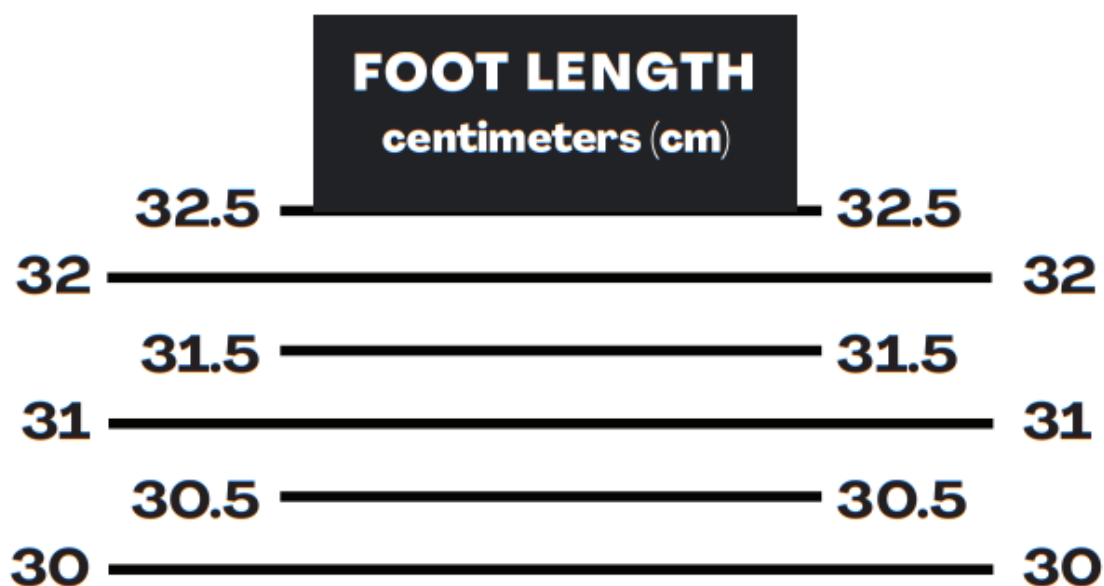


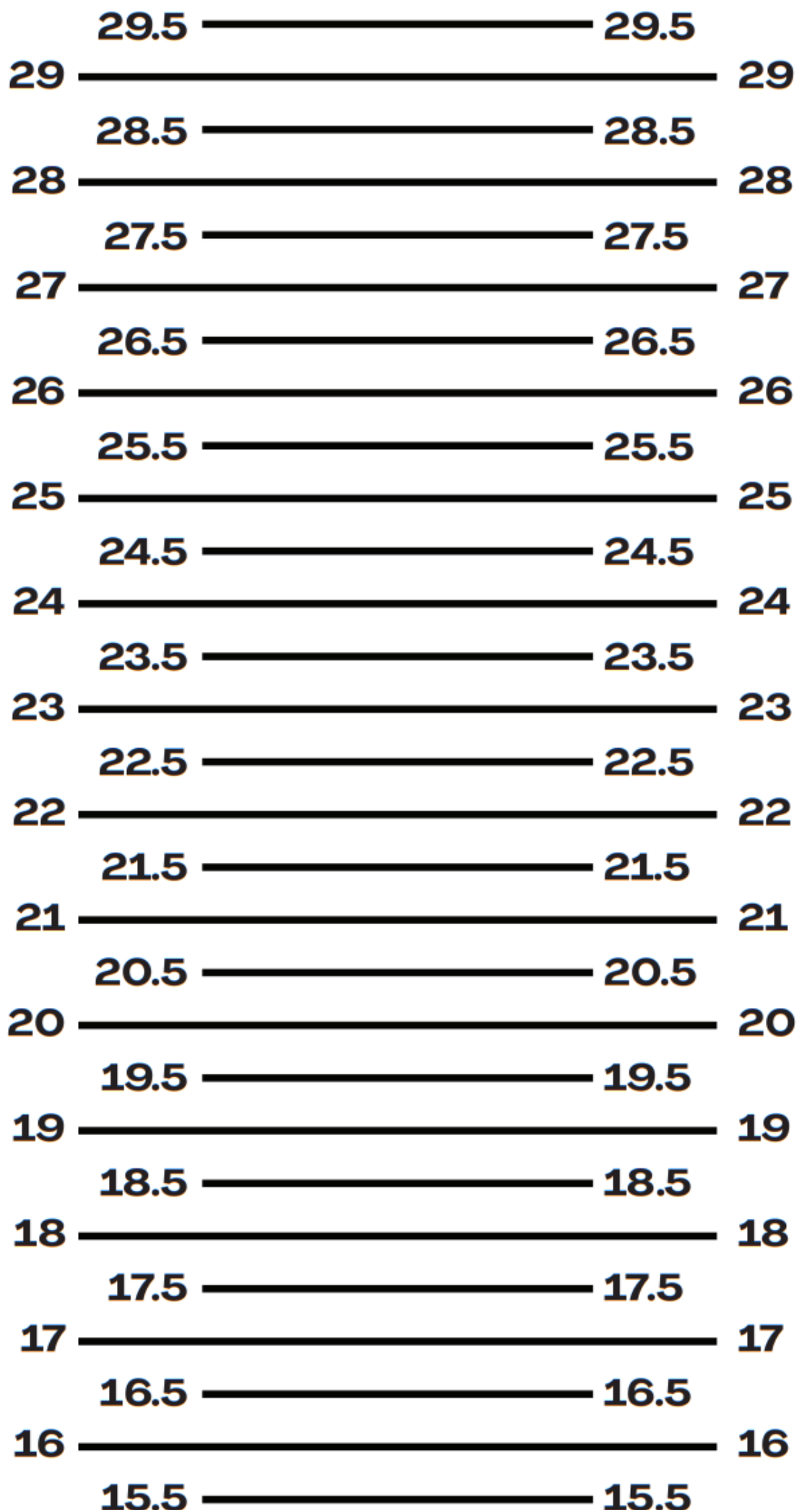
Verify Accuracy

To verify the scale is correct simply use a ruler to determine space between each line = .5cm
All Astral footwear is made on a D-width last with a medium heel cup and a wide toe box.


What is your size?

Big toe lands on a number That number = cm size See your corresponding size on the scale below Check your desired Astral shoe for any additional fit details






ALIGN INSIDE OF FOOT HERE

																											
cm	19.5	20.5	21.5	22.5	23.5	24	24.5	25	25.5	25.75	26	26.5	27	27.5	28	28.5	28.75	29	29.5	30	30.5	31.25					
EU	32	33 ^{1/2}	35	36	37 ^{1/2}	38	38 ^{2/3}	39 ^{1/3}	40	40 ^{2/3}	41 ^{1/3}	42	42 ^{2/3}	43 ^{1/3}	44	44 ^{2/3}	45 ^{1/3}	46	46 ^{2/3}	47 ^{1/3}	48	49 ^{1/3}					
US Y	1	2	3	4	5	6		7																			
US W	2	3	4	4	6	6.5	7	7.5	8	8.5	9	9.5	10	10.5	11	11.5	12										
US M											8	8.5	9	9.5	10	10.5	11	11.5	12	12.5	13	14					
US U					5/6	5.5/6.5	6/7	6.5/7.5	7/8	7.5/8.5	8/9	8.5/9.5	9/10	9.5/10.5	10/11	10.5/11.5	11/12	11.5	12	12.5	13	14					
UK	.5	1.5	2.5	3.5	4.5	5	5.5	6	6.5	7	7.5	8	8.5	9	9.5	10	10.5	11	11.5	12	12.5	13.5					

Documents / Resources



[ASTRAL Brannock Scale WIP-AW-V2](#) [pdf] User Guide
Brannock Scale WIP-AW-V2, Brannock Scale, WIP-AW-V2