



Asteria Technology Pte Ltd WSDCGQ01LM Gravio Hub 2 Linux Based Smart IoT System Instruction Manual

[Home](#) » [Asteria Technology Pte Ltd](#) » Asteria Technology Pte Ltd WSDCGQ01LM Gravio Hub 2 Linux Based Smart IoT System Instruction Manual 

Asteria Technology Pte Ltd


Gravio Zigbee Dongle Gen2
Instructions for use
2024/06

Contents

- [1 Product overview](#)
- [2 Wireless Instructions for use](#)
- [3 Sensor support:](#)
- [4 Wireless Mini Switch](#)
- [5 Temperature and Humidity Sensor](#)
- [6 Vibration Sensor](#)
- [7 FCC STATEMENT:](#)
- [8 Documents / Resources](#)
 - [8.1 References](#)

Product overview

Gravio Zigbee Dongle Gen2 is a wireless command transmitter based on the Zigbee protocol. It can interact with the wireless sensor in hex code based on the serial protocol and issue commands. This device supports operating systems such as windows10/mac/ Linux. You can send and receive information by using serial port software such as sscom.



Front view

Gravio Zigbee Dongle Gen2 is based on the certification-free protocol of organizations such as whql. It can be used without driver on windows10/mac/Linux, just plug in the USB-A interface.



Plug to use

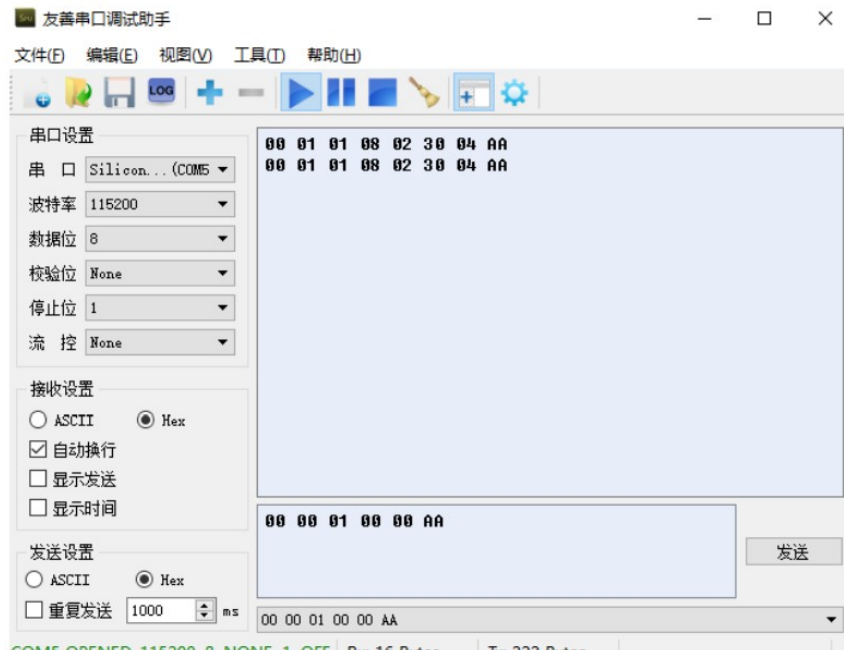
After inserting the device, windows10 will automatically load the driver and open the hardware manager. This interface appears. This means your device is ready to go.

Wireless Instructions for use

First open the serial debugging assistant, such as sscom, set the baud rate to 115200, open the serial port after 8N1. Send the command in hex:

>> send : 00 00 01 00 00 AA

>>receive : 00 01 01 08 02 00 03 AA



As shown in the figure

Scan to build a Zigbee network

>> send: 00 00 03 00 00 AA >> receive: 00 01 03 08 01 00 AA

Read current network information

>> send : 00 00 04 00 00 AA

>> receive : 00 01 04 08 0E 36 3F 32 FE FF 9F FD 90 01 01 C0 76 0F 13 AA

Open to allow devices to access the network

>> send : 00 00 10 00 01 FF AA >> receive : 00 01 10 08 01 00 AA

Sensor support:

Door and Window Sensor



near >> 00 1C 01 18 10 F9 68 04 02 00 8D 15 00 01 06 00 01 00 00 10 00 AA

Far away>> 00 1D 01 18 10 F9 68 04 02 00 8D 15 00 01 06 00 01 00 00 10 01 AA

Wireless Mini Switch



```
>>press: 00 38 01 18 11 09 67 B0 02 00 8D 15 00 01 12 00 01 55 00 →21 01 00 AA  
>> long press: 00 39 01 18 11 09 67 B0 02 00 8D 15 00 01 12 00 01 55 00 21 10 →00 AA  
>> Long press release: 00 3A 01 18 11 09 67 B0 02 00 8D 15 00 01 12 00 01 55 00 21 11 →00 AA
```

Temperature and Humidity Sensor



This temperature and humidity sensor supports reporting temperature values, relative humidity, and atmospheric pressure, so there are three types of reported data:

```
>> send: 00 40 01 18 11 6F FA 3C 02 00 8D 15 00 01 02 04 01 00 00 29 BD 0A AA >> send: 00 41 01 18 11 6F FA  
3C 02 00 8D 15 00 01 05 04 01 00 00 21 02 22 AA >> send: 00 42 01 18 1A 6F FA  
3C 02 00 8D 15 00 01 03 04 03 00 00 29 F2 03 14  
→00 28 FF 10 00 29 7D 27 AA
```

Temperature and Humidity Sensor

(Model: WSDCGQ01LM)



```
>> send: 00 5A 01 18 11 06 AF 39 02 00 8D 15 00 01 02 04 01 00 00 29 B3 0A AA  
>> send: 00 5B 01 18 11 06 AF 39 02 00 8D 15 00 01 05 04 01 00 00 21 3C 21 AA
```

Door and Window Sensor (model: MCGQ11LM)



```
>> near send: 00 33 01 18 10 F9 68 04 02 00 8D 15 00 01 06 00 01 00 00 10 00 AA  
>> far away: 00 34 01 18 10 F9 68 04 02 00 8D 15 00 01 06 00 01 00 00 10 01 AA
```

Vibration Sensor



There are three types of data reported by the vibration sensor, as follows:

```
>> send data: 00 7A 01 18 15 FB 3B B2 02 00 8D 15 00 01 01 01 01 08 05 25 8A FF →1A 04 F9 00 AA  
>> send data: 00 7C 01 18 16 FB 3B B2 02 00 8D 15 00 01 01 01 02 55 00 21 02 00 →03 05 21 06 00 AA  
>> send data: 00 7E 01 18 11 FB 3B B2 02 00 8D 15 00 01 01 01 01 55 00 21 01 00 →AA
```

FCC STATEMENT:

This device complies with Part 15 of the FCC Rules. Operation is subject to the following two conditions:

1. This device may not cause harmful interference, and
2. This device must accept any interference received, including interference that may cause undesired operation.

Warning: Changes or modifications not expressly approved by the party responsible for compliance could void the user's authority to operate the equipment.

NOTE: This equipment has been tested and found to comply with the limits for a Class B digital device, pursuant to Part 15 of the FCC Rules. These limits are designed to provide reasonable protection against harmful interference in a residential installation. This equipment generates uses and can radiate radio frequency energy and, if not installed and used in accordance with the instructions, may cause harmful interference to radio communications. However, there is no guarantee that interference will not occur in a particular installation. If this equipment does cause harmful interference to radio or television reception, which can be determined by turning the equipment off and on, the user is encouraged to try to correct the interference by one or more of the following measures:

Reorient or relocate the receiving antenna.

Increase the separation between the equipment and receiver.

Connect the equipment into an outlet on a circuit different from that to which the receiver is connected.


Consult the dealer or an experienced radio/TV technician for help.

RF warning statement:

The device has been evaluated to meet general RF exposure requirement. The device can be used in portable exposure condition without restriction.

Asteria Technology Pte Ltd

Documents / Resources

	<p>Asteria Technology Pte Ltd WSDCGQ01LM Gravio Hub 2 Linux Based Smart IoT System [pdf] Instruction Manual</p> <p>GZG9218, 2AT7Z-GZG9218, 2AT7ZGZG9218, WSDCGQ01LM Gravio Hub 2 Linux Based Smart IoT System, WSDCGQ01LM, Gravio Hub 2 Linux Based Smart IoT System, Linux Based Smart IoT System, Based Smart IoT System, Smart IoT System, IoT System</p>
---	--

References

- [User Manual](#)

[Manuals+](#), [Privacy Policy](#)

This website is an independent publication and is neither affiliated with nor endorsed by any of the trademark owners. The "Bluetooth®" word mark and logos are registered trademarks owned by Bluetooth SIG, Inc. The "Wi-Fi®" word mark and logos are registered trademarks owned by the Wi-Fi Alliance. Any use of these marks on this website does not imply any affiliation with or endorsement.