

aspire Paradox Mod Vape User Manual

[Home](#) » [aspire](#) » aspire Paradox Mod Vape User Manual 

aspire Paradox Mod Vape



Contents

- 1 SAFETY INFORMATION
- 2 COMPONENTS OF THE PRODUCT
- 3 WARNINGS BEFORE USE
- 4 GENERAL WARNINGS AND LIMITATIONS OF USE
- 5 SAFETY NOTE
- 6 WARNINGS FOR_REPLACEABLE BATTERIES
 - 6.1 Contents:
 - 6.2 Components View:
 - 6.3 Mod Specifications:
 - 6.4 Instructions:
 - 6.5 Safety Features:
 - 6.6 Charging:
 - 6.7 Battery installation:
- 7 NICOTINE CONTAINING E-LIQUID:
- 8 WARNINGS AND PRECAUTIONS:
 - 8.1 POSSIBLE SIDE EFFECTS:
- 9 Documents / Resources
- 10 Related Posts

SAFETY INFORMATION

For a safe and effective use of this product and its accessories, we advise you to read the following instructions in full, and to strictly observe the operating procedures indicated in this manual and refer to the leaflet contained in the packaging of the individual products / accessories.

This product is intended for adult smokers. This product is not recommended for non-smokers, young people under the legal age, pregnant or breast feeding women and those experiencing general ill health.

Keep the product and its accessories out of reach of children and minors at all times!

COMPONENTS OF THE PRODUCT

This product is a high-tech product and its components such as the battery, the Type-C USB cable, and the pod part have been specifically made for this product. We recommend the exclusive use of components and accessories indicated. Use of components and / or accessories not specifically produced for this device may lead to a malfunction and / or damage to the product and to the cancellation of the warranty

WARNINGS BEFORE USE

The use of an empty, dry or drained tank/pod can cause immediate damage to the internal resistance and the consequent cancellation of the warranty.\

GENERAL WARNINGS AND LIMITATIONS OF USE

Do not bring your vape device into contact with water or other e-liquid. Avoid exposing the device to too low or too high temperatures (-5° C / 50 ° C). Avoid using the product in overheated or excessively damp environments. Keep the product and its accessories away from heat sources. Use only Aspire original spare parts and accessories. Always discharge the battery completely before recharging. Carefully read the composition of the e-liquid before use, and do not use the product if you are allergic to any of the components of the e-liquid. Do not use the product if you suffer from respiratory and / or cardiovascular system disorders. Do not use the product during pregnancy or lactation.

Do not ingest or swallow any part of the product or its accessories and do not try to open or tamper with the components of the product or its accessories. The device does not need any flame to light it. To avoid performance losses, disconnect the battery from the USB charger when fully recharged, and in the case of anomalies, smell of burnt or abnormal deformation of one of the components of the device or its accessories, stop using it immediately and contact Customer Care.

Avoid direct contact of the e-liquid with the mouth which could happen if you inhale too strong and too frequently or if the tank is too full.

Avoid any unauthorized operations that may damage the product. For an optimal performance of your vape device, it would be advisable to spend at least 30 seconds between one inhalation and the next. We recommend only to use the Aspire wall charger supplied to charge this device and not attempt to recharge the device with any other type of charger. We don't recommend using the product while charging.

Do not discard this product in the environment, and dispose of the product components at dedicated collection/disposal points.

SAFETY NOTE

To avoid misfiring always ensure you either lock or switch off your device when it is not in use. Especially when carrying your device in your pocket, bag or purse.

WARNINGS FOR_REPLACEABLE BATTERIES

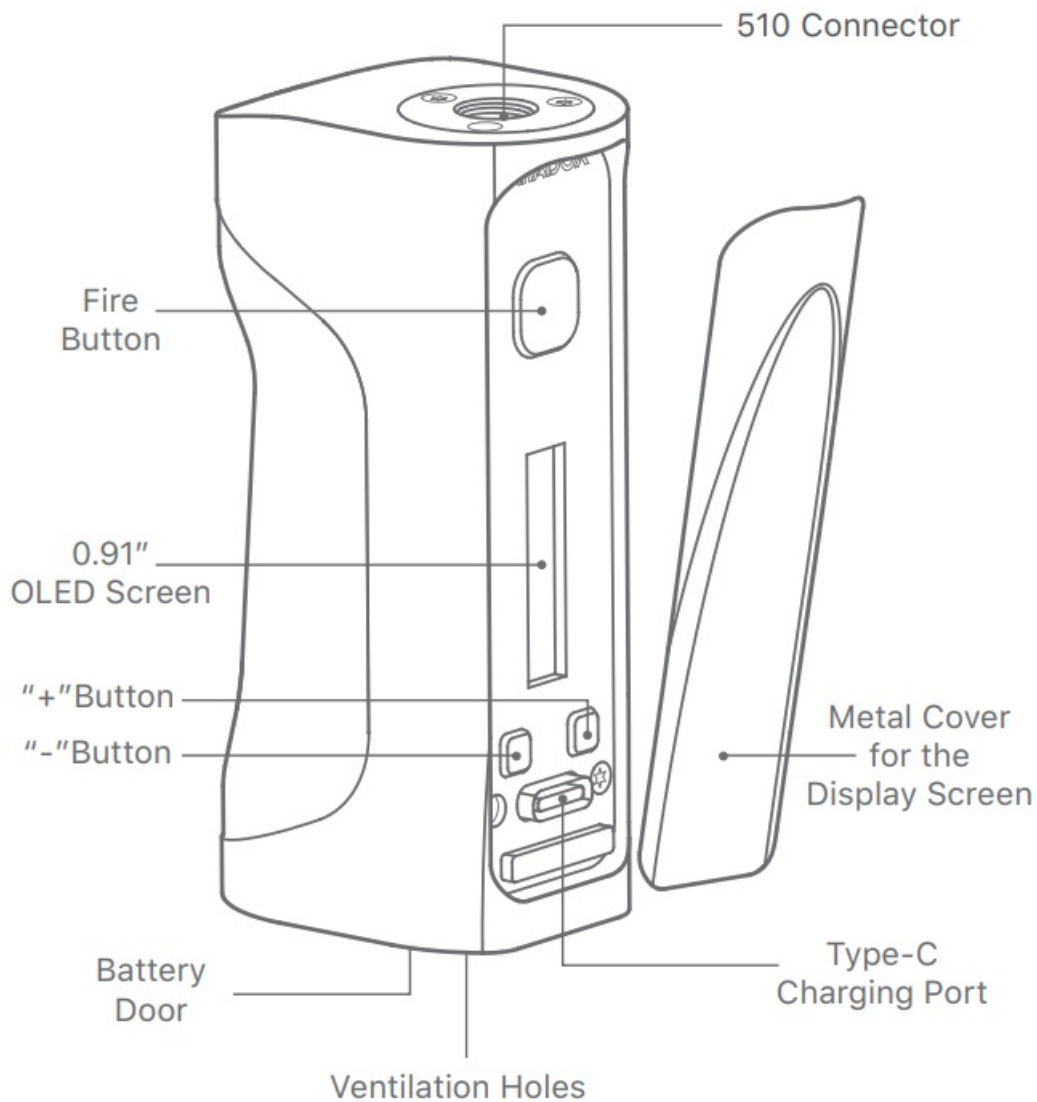
- Do not use non-rechargeable batteries.
- Do not use damaged batteries or batteries with a torn or damaged wrapper.

- Dispose of used or leaking batteries-at a dedicated collection/disposal point.
- Replaceable batteries are not included in the package.

Contents:

- 1* Paradox Mod (18650 Battery Not Included)
- 1* Type-C Cable
- 1* User Manual

Components View:



Mod Specifications:

- **Battery type:** single 18650 battery
- **Output wattage range:** 1-75W
- **Support resistance:** 0.1-3.5Ω
- **Adjustable continuous fire time:** 1-15s 0.91" OLED screen Type-C charging port
- **Output mode:** VV/ VW/ BYPASS
- **Dimensions:** 78*42*27 mm
- **Note:** battery not included

Instructions:

Please remove the screen cover to set the parameters.

Operations	Device	Details
Quickly press the fire button 5 times to lock the mod	“L Display 5X” LOCKED CLICK	To unlock the mod, quickly press the fire button 5 times again
Press the fire button for 2 seconds in locked mode	Display “SYSTEM OFF”	To turn it back on, quickly press the fire button 5 times
Quickly press the fire button 3 times	Turn the screen on/off	When the screen is off, only the fire button works
Press fire button and “-” button simultaneously	Lock or unlock the buttons	When the buttons are locked, only the fire button works
Press fire button and “+” button simultaneously	Display the current output mode	Choose the output mode
Press “+”/ “-” button	Display the current output value	Adjust the wattage/ voltage value
When the screen displays “OVER 10S”, press “+”/ “-” to adjust the continuous fire time from 1 to 15 seconds.		

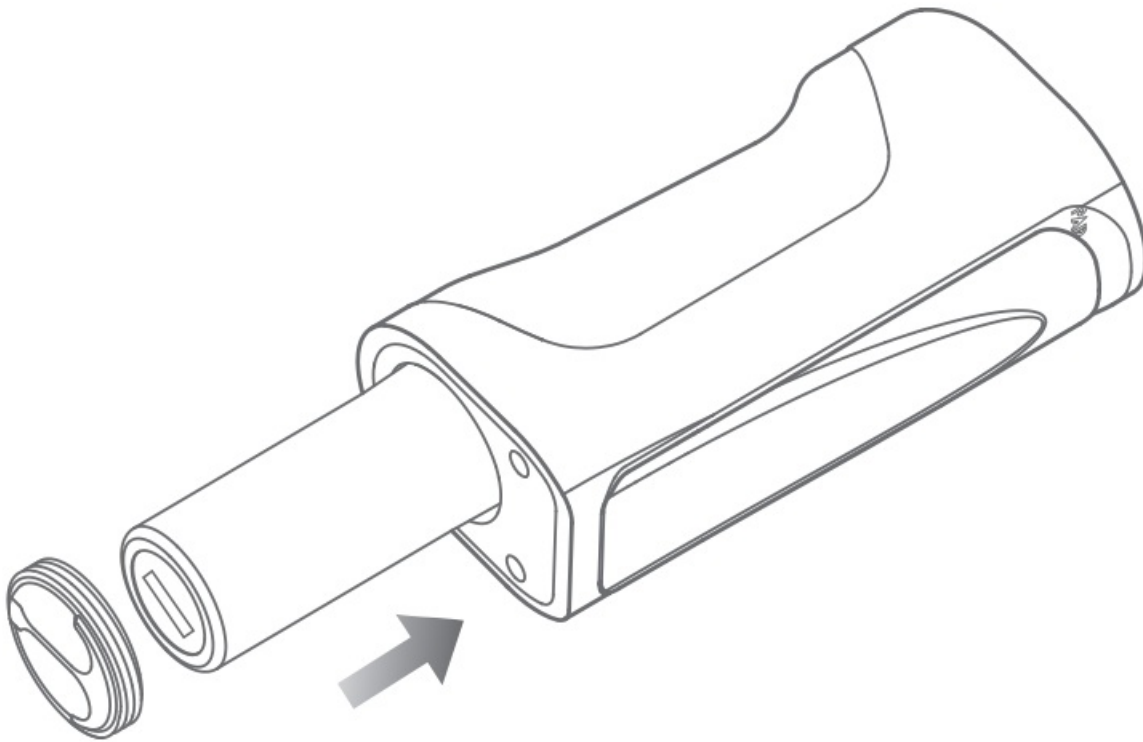
Safety Features:

Vaping Over-Time Protection (1-15s)	The screen will display "OVER 10S" (the preset continuous fire time is 10s)
Open Circuit Protection	The screen will display "CHECK ATOMIZER"
Short Circuit Protection	The screen will display "SHORTED"
Low Voltage Protection	The screen will display "LOW BATTERY"
Overcharge Protection	The device will stop charging
Overheat Protection	The screen will display "TOO HOT"
Low Resistance Protection	The screen will display "LOW RES"
Battery Reverse Protection	The device will not work

Charging:

Maximum charge current	2A
Recommended charge voltage	5V
Attach the type-C cable	The screen will display a growing battery icon
Fully charged	The screen will shut off
When the charging voltage is over 5.8V or lower than 4.5V	The device will stop charging and the screen will display "CHECK CHARGER"
If you press the fire button while charging, the battery will stop charging to ensure safety	

Battery installation:



IMPORTANT INFORMATION ABOUT USING NICOTINE CONTAINING E-LIQUIDS

Before using nicotine containing e-liquid the user should read the following information carefully

NICOTINE CONTAINING E-LIQUID:

Do not use if you are allergic to nicotine or any of the other ingredients contained within the e-liquid (see manufacturer's label for full details).

WARNINGS AND PRECAUTIONS:

Nicotine containing e-liquid are not recommended for:

- Non-smokers
- Young people under the legal age;
- Pregnant or breast-feeding women; as nicotine is known to cross the placenta and to be excreted in breast milk;
- Those experiencing general ill health; such as heart disease, stomach and duodenal ulcers, liver or kidney problems, long term throat disease or difficulty breathing due to bronchitis, emphysema or asthma;
- Those who have an overactive thyroid gland or have a pheochromocytoma (a tumor of the adrenal gland that can affect high blood pressure);
- Those who have diabetes, as nicotine may affect your blood sugar levels.
- Those taking the following medication;
- Theophylline (to treat breathing problems)
- Ropinirole (to treat restless leg syndrome)
- Clozapine (to treat schizophrenia)

POSSIBLE SIDE EFFECTS:


If you inhale too much nicotine or use the product too much you may experience one or more of the following effects:

- Feeling faint;
- Nausea (feeling sick)
- Headache
- Coughing
- Irritation of the mouth or throat
- Dizziness
- Stomach discomfort
- Hiccups
- Nasal congestion
- Vomiting (being sick)
- Heart palpitations
- Abnormal heart rate

If you experience any of these side effects; including any possible side effects not listed in this leaflet, discontinue using the product, if the effect(s) continue after you stop use, consult your doctor or healthcare professional and bring this leaflet to their attention.



Documents / Resources

	aspire Paradox Mod Vape [pdf] User Manual Paradox Mod, Paradox Mod Vape, Vape
---	--