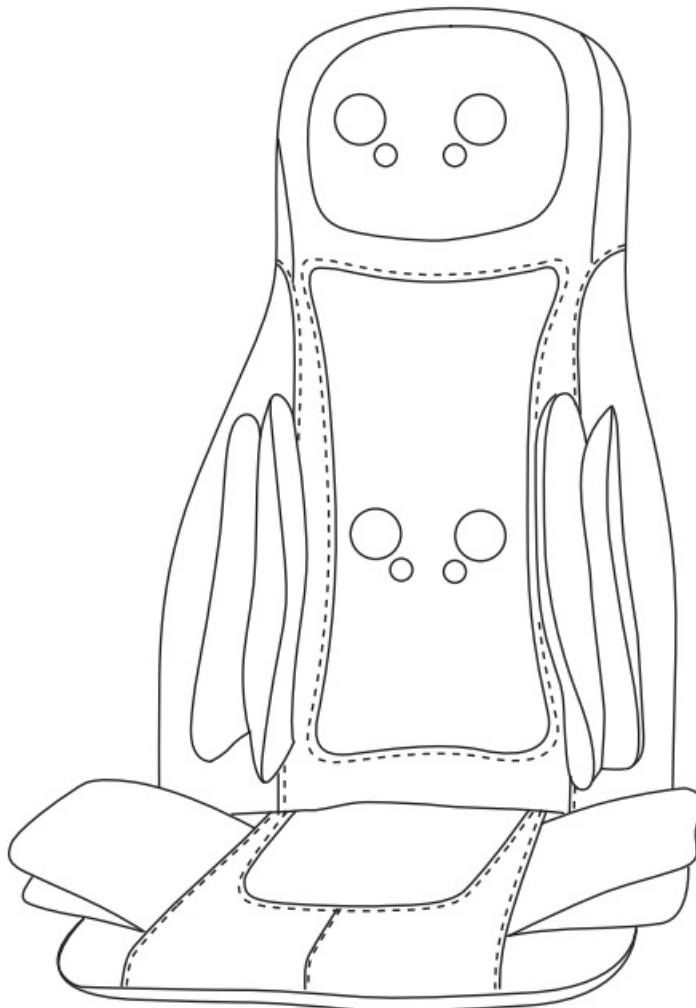




askona C19C Performance Power Full Rest Instruction Manual

[Home](#) » [askona](#) » askona C19C Performance Power Full Rest Instruction Manual 



Contents

1 Important safety instructions

2 Parts of the Power Full Rest

3 LOCATION OF CONTROLS

4 Seat swing function

5 Documents / Resources

5.1 References

Important safety instructions



WARNING!

To reduce the risk of fire, electric shock, or injury to persons when using your appliance, follow basic precautions, including the following:

- Read all instructions before using the appliance.
- Do not run appliance while you are out of the home.
- Do not wash or dry articles that have been previously cleaned in, washed in, soaked in, or spotted with gasoline, dry-cleaning solvents, cooking oils, or other flammable or explosivesubstances because they give off vapors that could ignite or explode.
- Do not allow children to play on or in the appliance. Close supervision of children is necessary when the appliance is used near children.
- Before the appliance is removed from service or discarded, remove the door to the washing compartment.
- Do not reach into the appliance if the drum is moving.
- Do not install or store this appliance where it will be exposed to the weather.
- Do not tamper with controls.
- Do not repair or replace any part of the appliance or attempt any servicing unless specifically recommended in the user-repair instructions or in published user-repair instructions that you understand and have the skills to carry out.
- Do not add gasoline, dry-cleaning solvents, or other flammable or explosive substances to the wash water. These substances give off vapors that could ignite or explode.
- Under certain conditions, hydrogen gas may be produced in a hot water system that has not been used for 2 weeks or more. HYDROGEN GAS IS EXPLOSIVE. If the hot water system has not been used for such a period, before using a washing machine or combination washer-dryer, turn on all water faucets and let the water flow from each for several minutes.

This will release any accumulated hydrogen gas. As the gas is flammable, do not smoke or use an open flame during this time.



WARNING!

This appliance must be properly grounded.

This manual does not cover every possible condition and situation that may occur. Use common sense and caution when installing, operating, and maintaining any appliance.

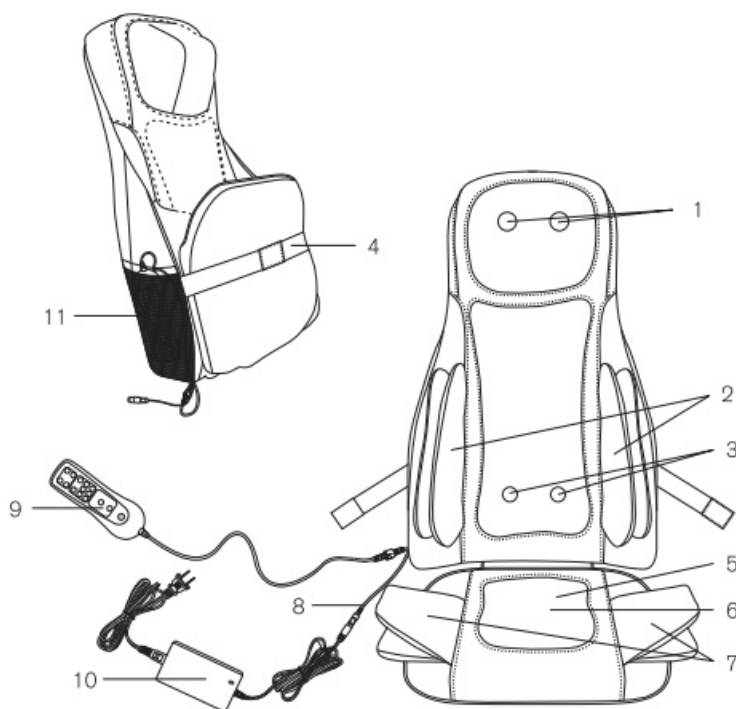
Grounding instructions

A) Grounding instructions for a grounded, cord-connected appliance:

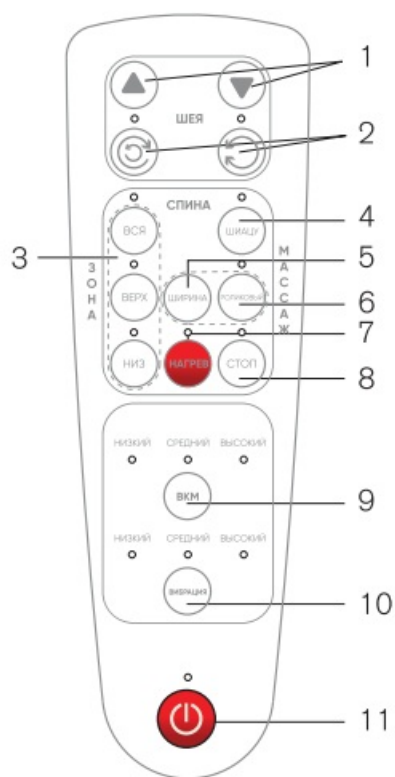
In the event of malfunction or breakdown, grounding will reduce the risk of electric shock by providing a path of least resistance for electric current. This appliance is equipped with a cord having an equipment-grounding conductor and a grounding plug. The plug must be plugged into an appropriate outlet that is properly installed and

grounded in accordance with all local codes and ordinances.

Parts of the Power Full Rest



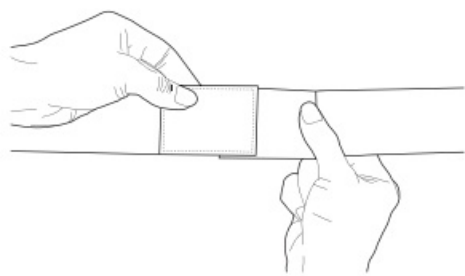
LOCATION OF CONTROLS




Seat swing function

When the human is lying on the massage chair, the massage chair can be swung back and forth. The total swing distance is about 310mm, and the front swing is about 180mm and the back swing is about 130mm. When placing the massage chair, please pay attention to reserve the proper place before and after.

This function can work if you give it a force from forward or backward when the massage programs are on. This function can't work if you don't give it any force from forward or backward when the massage programs are on. It has no locking for this function except the manual force.



Documents / Resources

	askona C19C Performance Power Full Rest [pdf] Instruction Manual C19C Performance Power Full Rest, C19C, Performance Power Full Rest, Power Full Rest, Full Rest, Rest
--	---

References

- [User Manual](#)

[Manuals+](#), [Privacy Policy](#)

This website is an independent publication and is neither affiliated with nor endorsed by any of the trademark owners. The "Bluetooth®" word mark and logos are registered trademarks owned by Bluetooth SIG, Inc. The "Wi-Fi®" word mark and logos are registered trademarks owned by the Wi-Fi Alliance. Any use of these marks on this website does not imply any affiliation with or endorsement.