Saved from manuals.plus.
Open the live page for links to other documents and user manuals.

Xiaomi Redmi 17C 5G

Xiaomi Redmi 17C 5G Smartphone User Manual

Model: Redmi 17C 5G

1. Introduction

The Xiaomi Redmi 17C 5G is a powerful smartphone designed for seamless performance and an immersive user experience. It features a large display, a robust battery, and an advanced camera system. This manual provides essential information to help you get started and make the most of your device.

2. What's in the Box

Verify that your package contains the following items:

- Xiaomi Redmi 17C 5G Smartphone
- USB-C Cable
- SIM Ejector Tool
- 33W TurboCharge Fast Charger (if included with your specific variant)

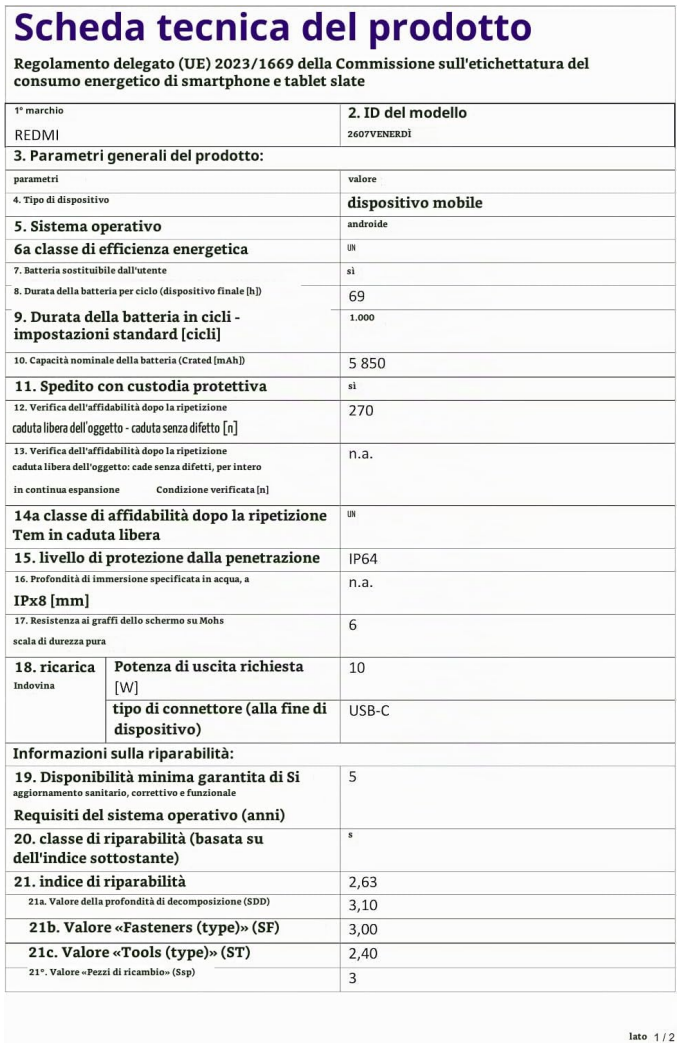

Scheda tecnica del prodotto

Regolamento delegato (UE) 2023/1669 della Commissione sull'etichettatura del consumo energetico di smartphone e tablet slate

1° marchio REDMI	2. ID del modello 2607VENERDÌ
3. Parametri generali del prodotto:	
parametri	valore
4. Tipo di dispositivo	dispositivo mobile
5. Sistema operativo	androide
6a classe di efficienza energetica	UN
7. Batteria sostituibile dall'utente	sì
8. Durata della batteria per ciclo (dispositivo finale [h])	69
9. Durata della batteria in cicli - impostazioni standard [cicli]	1.000
10. Capacità nominale della batteria (Crated [mAh])	5 850
11. Spedito con custodia protettiva	sì
12. Verifica dell'affidabilità dopo la ripetizione caduta libera dell'oggetto - caduta senza difetto [n]	270
13. Verifica dell'affidabilità dopo la ripetizione caduta libera dell'oggetto: cade senza difetti, per intero in continua espansione Condizione verificata [n]	n.a.
14a classe di affidabilità dopo la ripetizione Tem in caduta libera	UN
15. livello di protezione dalla penetrazione	IP64
16. Profondità di immersione specificata in acqua, a IPx8 [mm]	n.a.
17. Resistenza ai graffi dello schermo su Mohs scala di durezza pura	6
18. ricarica Indovina — Potenza di uscita richiesta [W]	10
18. ricarica Indovina — tipo di connettore (alla fine di dispositivo)	USB-C
Informazioni sulla riparabilità:	
19. Disponibilità minima garantita di Si aggiornamento sanitario, correttivo e funzionale Requisiti del sistema operativo (anni)	5
20. classe di riparabilità (basata su dell'indice sottostante)	s
21. indice di riparabilità	2,63
21a. Valore della profondità di decomposizione (SDD)	3,10
21b. Valore «Fasteners (type)» (SF)	3,00
21c. Valore «Tools (type)» (ST)	2,40
21°. Valore «Pezzi di ricambio» (Ssp)	3

lato 1 / 2

Image: The contents of the Redmi 17C 5G package, showing the smartphone, a USB-C charging cable, and a SIM ejector tool.

3. Setup

3.1 Inserting the SIM Card

1. Locate the SIM card tray on the side of your device.
2. Insert the SIM ejector tool into the small hole next to the tray and press firmly until the tray pops out.
3. Place your Nano-SIM card(s) and/or microSD card into the tray with the gold contacts facing down.
4. Carefully push the tray back into the slot until it is flush with the device.

3.2 Powering On/Off

- To power on: Press and hold the Power button until the Xiaomi logo appears.
- To power off: Press and hold the Power button, then select "Power off" from the options.
- To restart: Press and hold the Power button, then select "Restart" from the options.

3.3 Initial Configuration

Follow the on-screen prompts to complete the initial setup, including language selection, Wi-Fi connection, Google account login, and security settings.

4. Operating Your Device

4.1 Immersive 6.9-inch 120Hz Display

The Redmi 17C 5G features a large 6.9-inch LCD display with an adaptive refresh rate of up to 120Hz. This ensures smooth scrolling and seamless streaming, adapting dynamically to your content for an optimal viewing experience.



Image: The front view of the Redmi 17C 5G, highlighting its expansive 6.9-inch display.

4.2 50MP AI Camera System

Capture stunning photos with the 50MP AI camera. This system is designed to capture fine details and vibrant colors, making your memories vivid and clear, whether it's landscapes, portraits, or everyday moments.



Image: A close-up of the rear camera module of the Redmi 17C 5G, emphasizing its 50MP AI capabilities.

4.3 Powerful MediaTek Dimensity 6300 5G Processor

The device is powered by an efficient 6nm MediaTek Dimensity 6300 5G processor, ensuring smooth multitasking and high energy efficiency for long-lasting performance.



Image: A visual representation of the MediaTek Dimensity 6300 5G processor, highlighting its advanced technology.

4.4 Long-lasting 6000mAh Battery

Equipped with a massive 6000mAh battery, the Redmi 17C 5G provides extended battery life without compromising its slim design. Enjoy superior endurance to keep up with your daily activities.

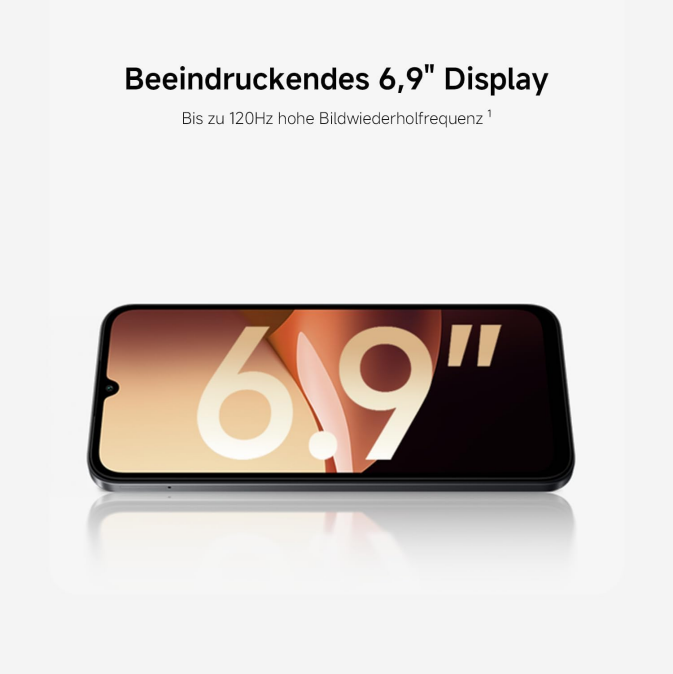

Image: An exploded view diagram illustrating the large 6000mAh battery integrated into the Redmi 17C 5G.

4.5 33W TurboCharge Fast Charging

Recharge your device quickly with 33W TurboCharge technology. This feature allows for rapid charging, providing an ideal balance between speed and battery longevity.



Image: The Redmi 17C 5G connected to a charger, with the screen displaying a fast-charging indicator and 86% battery level.

5. Maintenance

5.1 Cleaning Your Device

- Use a soft, lint-free cloth to wipe the screen and body of the phone.
- Avoid using harsh chemicals, abrasive cleaners, or aerosol sprays.
- For stubborn smudges, slightly dampen the cloth with water or a screen cleaner specifically designed for electronics.

5.2 Water and Dust Resistance

The Redmi 17C 5G features IP64 water and dust resistance. This means it is protected against dust ingress and splashing water from any direction. However, it is **not waterproof** and should not be submerged in water. Damage caused by liquid immersion is not covered under warranty.



Image: The Redmi 17C 5G with water droplets on its surface, demonstrating its IP64 rating for splash resistance.

5.3 Battery Care

- Avoid exposing the device to extreme temperatures.
- Use only original or certified chargers and cables.
- Do not fully discharge the battery frequently; aim to keep it between 20% and 80% for optimal longevity.

5.4 Software Updates

Regularly check for and install software updates to ensure your device has the latest features, security patches, and performance improvements. Go to **Settings > About phone > MIUI version** to check for updates.

6. Troubleshooting

6.1 Device Not Turning On

- Ensure the battery is charged. Connect the charger and wait a few minutes before attempting to power on.
- Press and hold the Power button for at least 10-15 seconds to force a restart.

6.2 Apps Crashing or Freezing

- Close and reopen the app.
- Clear the app's cache and data (Settings > Apps > [App Name] > Storage > Clear cache/Clear data).
- Restart your device.
- Ensure the app and your device's operating system are up to date.

6.3 Poor Battery Life

- Reduce screen brightness.
- Disable unused features like Wi-Fi, Bluetooth, GPS when not needed.
- Identify and close power-hungry apps running in the background.
- Check for software updates.

6.4 Network Connectivity Issues

- Toggle Airplane Mode on and off.
- Restart your device.
- Check your SIM card insertion.
- Reset network settings (Settings > Connection & sharing > Reset Wi-Fi, mobile networks, and Bluetooth).

7. Specifications

Feature	Specification
Brand	Xiaomi
Model Name	Redmi 17C 5G
Operating System	HyperOS
CPU Model	MediaTek Dimensity 6300

Internal Storage	128 GB
Screen Size	6.9 Inches
Refresh Rate	120 Hz
Cellular Technology	5G
Rear Camera Resolution	50 MP
Battery Capacity	6000 mAh
Water Resistance Level	IP64 (Splash resistant)
UPC	190997084210

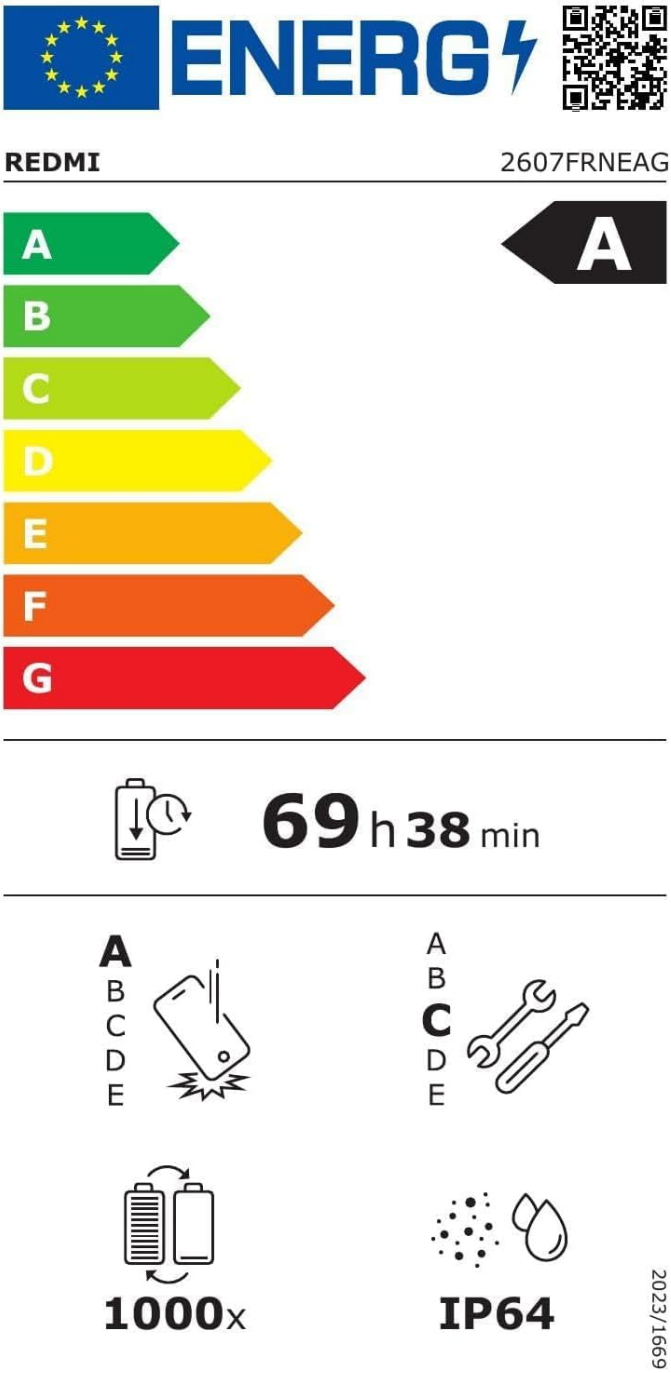

Image: The official product data sheet and energy efficiency label for the Redmi 17C 5G, detailing various technical specifications and

environmental ratings.

8. Warranty and Support

8.1 Warranty Information

Your Xiaomi Redmi 17C 5G device comes with a standard manufacturer's warranty. Please refer to the warranty card included in your product packaging or visit the official Xiaomi website for detailed terms and conditions. The warranty typically covers manufacturing defects but does not cover damage caused by misuse, accidents, or unauthorized modifications.

8.2 Customer Support

For technical assistance, service, or further inquiries, please contact Xiaomi customer support through their official website or the contact information provided in your warranty documentation. You can also visit the Xiaomi Store on Amazon for additional product information and resources.

Ask a question about this manual

Ask about setup, troubleshooting, compatibility, parts, safety, or missing instructions. Manuals+ will review the question and use this page's manual context to help answer it.

Name

Anonymous

Email

you@example.com

After a successful submission, we securely hash the supplied account or form email before sending it to Microsoft Advertising for conversion attribution. Privacy details.

Question

Example: How do I reset this device or fix this error?

Details

Model number, symptoms, what you tried, or the section of the manual you are using.

Submit question

Open the live page

https://manuals.plus/asin/B0HMHVPXKP

More documents and user manuals: **https://manuals.plus/**